



# How to Access Online Tutoring

Math Center

## Step 1: Register for the Math Center



CRN:  
10075



## Step 2: Let it Process

- Once you register, wait for Canvas to process it
- It may take 5-24 hours

**Loading**




# Step 3: Log on to your Hancock Portal & Click on Canvas




The screenshot shows the myHancock portal dashboard. On the left is a sidebar menu with the following items: Dashboard, Activity, Announcements (637), Resources, Discover, and Events & Calendars. Below these is a 'Shortcuts' section containing: Canvas (highlighted with a green box and a red arrow), DegreeWorks, Online Orientation, Schedule a Counseling Appr, Jobspeaker Job Board, Order a Student Parking Per, 1098-T Tax Form, Email (Outlook), and Know Your Rights: Immigrat. The main content area features a search bar, a notification about course name changes, and three large tiles: 'Class Registration & Schedule', 'Financial Aid', and 'Transcripts'. Below these are three widget sections: 'myHancock Tutorial' (with a video player), 'Academic Profile', and 'Account Info' (with buttons for 'Change your password', 'Update Personal Information', and 'One Time Passcode settings'). An 'Instagram' link is visible at the bottom right.

## Step 5: Click on the Math Lab icon

### Dashboard



10075 Mathematics Lab-SM  
BASK 7014 - 10075  
Summer 2025



## Step 6: Click either link to join Zoom room

BASK 7014 - 10075


Summer 2025


Home  
TechConnect Zoom  
Lucid (Whiteboard)  
Credentials

### 10075 Mathematics Lab-SM ▲

## Math Center - Summer 2025


**Drop-in Tutoring Zoom links below.** Tutoring services will be available June 9 - July 31 except on June 19 and July 4.

[Zoom Room 1](#) 


[Zoom Room 2](#) 

### Other Useful Links

Drop-in Tutoring  
**HOURS**



**Math Center**  
Web Page



**EMAIL**

