



# DATA SIZZLE

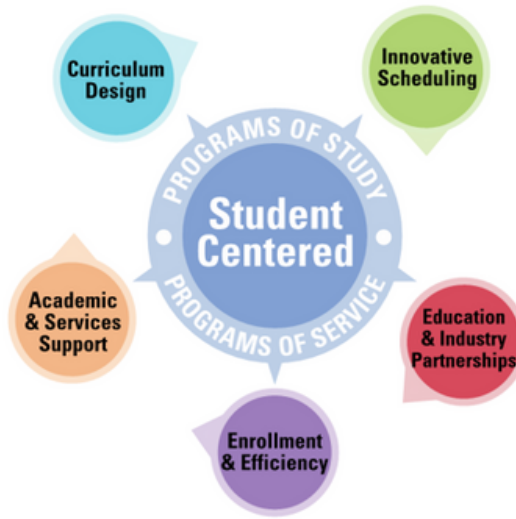
DATA IS THE NEW BACON!

INSTITUTIONAL EFFECTIVENESS NEWSLETTER



What's inside this issue:

PROGRAM REVIEW  
PROCESS **NEW!**



## PROGRAM REVIEW-THE NEW PROCESS!

Academic Senate approved the new program review process on April 19, 2022. The goal of the redesign was to create a process that is more impactful and fluid. The new process promotes opportunities for cross-campus dialogue and collaboration and breaks up the comprehensive six-year report into meaningful and manageable components. Each year program teams will choose one of five core topics to explore. The program will answer core topic prompts addressing data, challenges, plans for changes or innovation, measures for changes, and resources needed. All topics will be covered in the six-year cycle with the sixth year used for catch-up or revisions. For ALL programs, the new program review six-year cycle begins this academic year.

**START HERE. GO ANYWHERE.**

# PROGRAM REVIEW - THE NEW PROCESS

## The Five Core Topics



### Curriculum Design

CURRICULUM DESIGN - Analyzes currency of modalities, articulation, and industry needs. It includes content review, currency and relevance, accessibility, and equitable practices.




### Innovative Scheduling

INNOVATIVE SCHEDULING -Embraces mapping, scheduling, and student outcomes. This focus includes a review of modalities, times, days, and sequence of courses. It supports areas of interest. It is based on student success, retention, and completion/graduation data.



### Education & Industry Partnerships

EDUCATION & INDUSTRY PARTNERSHIPS -Review relationships with four-year institutions, including preparation for transfer and changes in major requirements. Assess labor market needs and outcomes with a focus on the needs of employers and regional partners.



### Enrollment & Efficiency

ENROLLMENT & EFFICIENCY -Look for areas of growth or decline, relationship to the college and similar programs, and trends (e.g., head count, enrollment and full-time equivalents for students and full-time equivalents faculty).



### Academic & Services Support

ACADEMIC & SUPPORT SERVICES -Assess and improve relationship with tutorial services, library, counseling, learning assistance program (LAP), etc. and evaluate co-curricular support courses.

**"I really enjoyed working on my program in this manner. We've made some great improvements, and I see areas for improvement and exploration that I never would've thought of before this process! It's exciting!"**



**START HERE. GO ANYWHERE.**

# The Steps!



Step 1: The program designee will choose one of the five core topics to focus on for the year.

Step 2: Choose data to be analyzed based on the core topic chosen. Checkout the data dashboards on the new Institutional Effectiveness program review webpage in the Data Dashboards tab.

[IE Program Review Webpage](#)

Step 3: Use the discussion templates provided to collaborate and gather feedback from discipline and department colleagues. Department meetings are a great resource for input.

Step 4: Gather feedback from peers and advisory boards. Success teams are a great resource!

Step 5: Input responses into online software. Not required this year. Training on Strategic Planning Online software (SPOL) will be coming soon! *\*This year programs just need to fill out the "Yearly Planning Updates" template (Word doc) and the selected "Core Topics" template and forward for the appropriate signatures.*

Step 6: Review and update! Once your core topic is entered into SPOL, you can review and update, if you like, during the six-year cycle.

## Core Topic Question Prompts

For each core topic, the program will answer four question prompts:


- What data were analyzed and what were the main conclusions?
- Based on the data analysis and looking through a lens of equity, what do you perceive?
- What are your plans for change or innovation?
- How will you measure the results of your plans to determine if they are successful?

**"This new process of program review and planning breaks up the cumbersome, dedicated-time-specific process of program review and annual updates tasks and gives it more meaning and drive for your program."**



**START HERE. GO ANYWHERE.**

# Program Review Webpage



To navigate to the new program review webpage, click "Program Review" on the left side menu of the Institutional Effectiveness page.

[IE Program Review Webpage](#)

Find everything you need for your program review by clicking on the yellow accordion tabs.


- Guides and template
- Data dashboards
- Survey information (Not required this year)
- CTE and labor data
- Resources and trainings

Also available are program reviews from prior years.

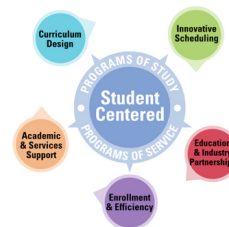
In the Guides and Templates tab you will find a template for each core topic in PDF and Word format.

The program review guide and the SPOL user guide can also be found here.

Please note that there is a separate tab for Student Services programs.



In the Data Dashboards accordion tab you will find the dashboards. The core topics they can be used for are listed below each dashboard.



**"I especially like that the review process is spread over several years instead of one big effort."**



**START HERE. GO ANYWHERE.**