



# Welders, Cutters, Solderers, and Brazers in 2 California Counties

# Contents

What is Lightcast Data? .....	1
Report Parameters .....	2
Executive Summary .....	3
Jobs .....	4
Compensation .....	6
Job Posting Activity .....	7
Demographics .....	12
Occupational Programs .....	15
Appendix A .....	16

## What is Lightcast Data?

Lightcast data is a hybrid dataset derived from official government sources such as the US Census Bureau, Bureau of Economic Analysis, and Bureau of Labor Statistics. Leveraging the unique strengths of each source, our data modeling team creates an authoritative dataset that captures more than 99% of all workers in the United States. This core offering is then enriched with data from online social profiles, resumé, and job postings to give you a complete view of the workforce.

Lightcast data is frequently cited in major publications such as *The Atlantic*, *Forbes*, *Harvard Business Review*, *The New York Times*, *The Wall Street Journal*, and *USA Today*.



## Report Parameters

### 1 Occupation

51-4121 Welders, Cutters, Solderers, and Brazers

---

### 2 Counties

6079 San Luis Obispo County, CA

6083 Santa Barbara County, CA

---

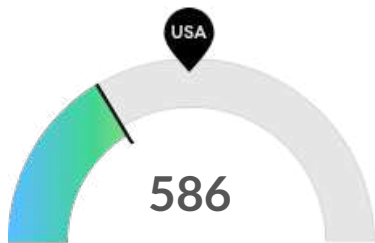
### Class of Worker

QCEW Employees, Non-QCEW Employees, and Self-Employed

The information in this report pertains to the chosen occupation and geographical areas.

## Executive Summary

### Light Job Posting Demand Over a Thin Supply of Regional Jobs



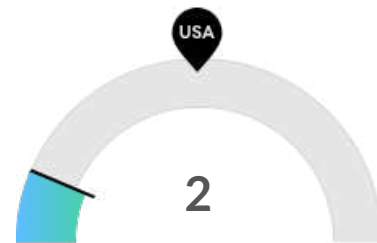
**Jobs (2023)**

Your area is not a hotspot for this kind of job. The national average for an area this size is 1,024\* employees, while there are 586 here.



**Compensation**

Earnings are about average in your area. The national median salary for Welders, Cutters, Solderers, and Brazers is \$46,743, compared to \$47,970 here.



**Job Posting Demand**

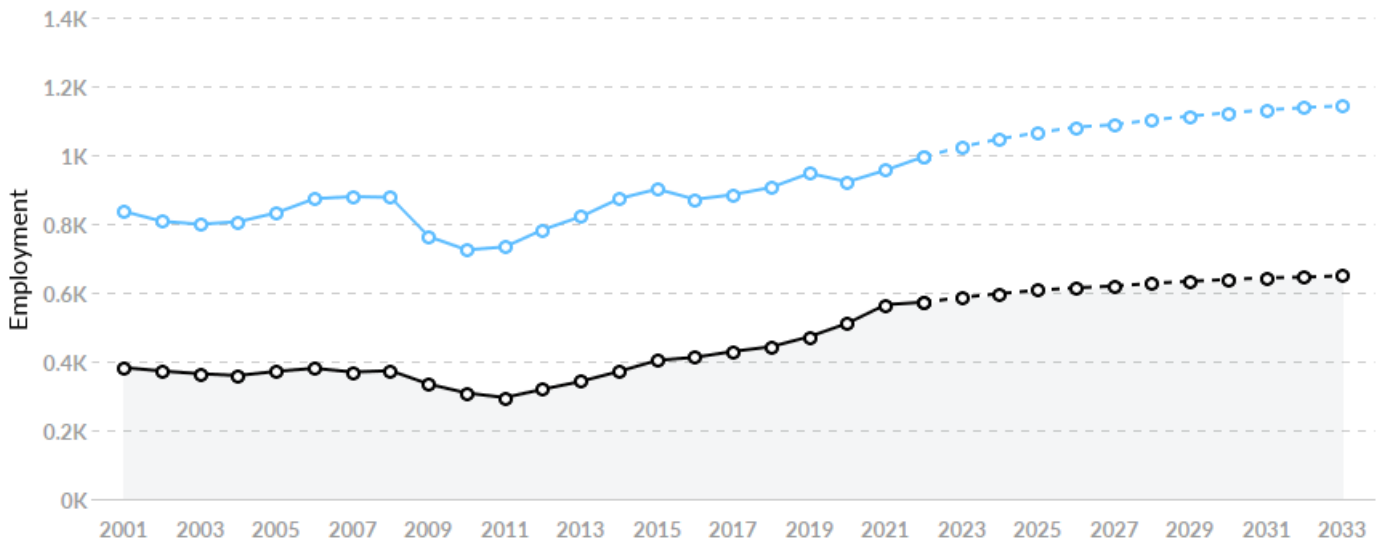
Job posting activity is low in your area. The national average for an area this size is 10\* job postings/mo, while there are 2 here.

\*National average values are derived by taking the national value for Welders, Cutters, Solderers, and Brazers and scaling it down to account for the difference in overall workforce size between the nation and your area. In other words, the values represent the national average adjusted for region size.

# Jobs

## Regional Employment Is Lower Than the National Average

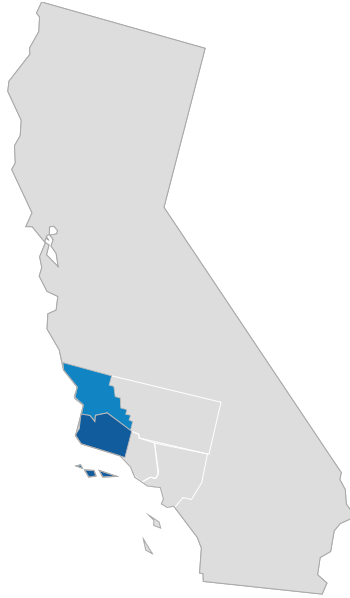
An average area of this size typically has 1,024\* jobs, while there are 586 here. This lower than average supply of jobs may make it more difficult for workers in this field to find employment in your area.



Region	2023 Jobs	2033 Jobs	Change	% Change
● 2 California Counties	586	649	64	10.9%
● National Average	1,024	1,143	119	11.6%

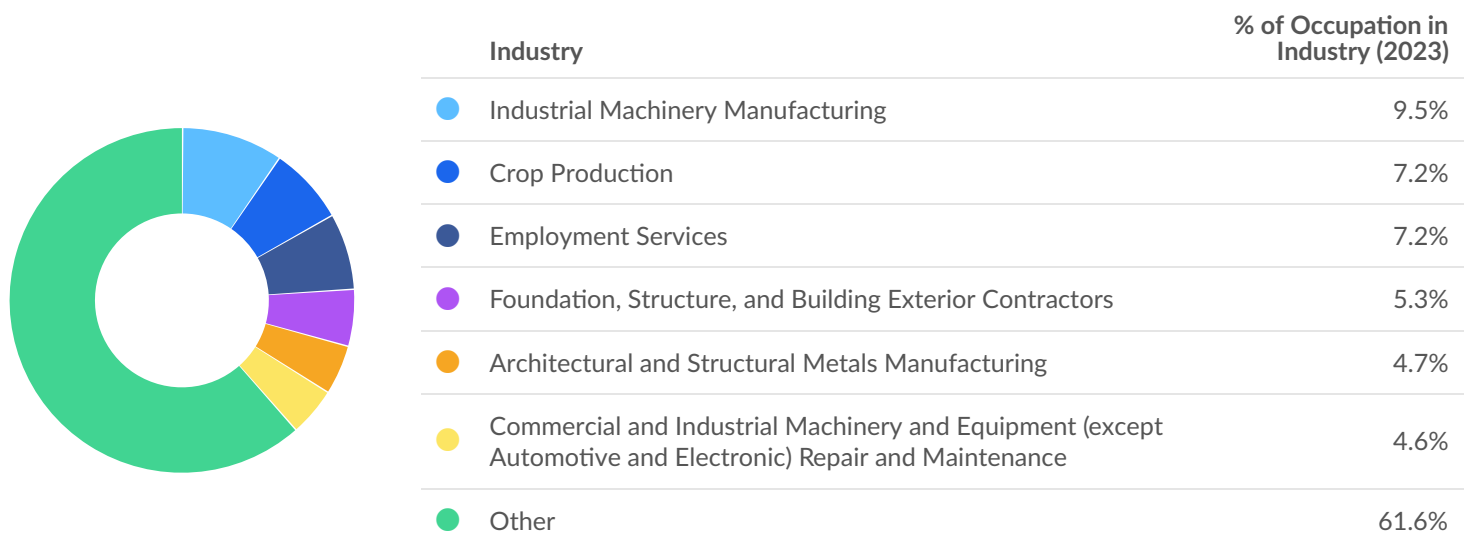
\*National average values are derived by taking the national value for Welders, Cutters, Solderers, and Brazers and scaling it down to account for the difference in overall workforce size between the nation and your area. In other words, the values represent the national average adjusted for region size.

## Regional Breakdown



County	2023 Jobs
Santa Barbara County, CA	341
San Luis Obispo County, CA	244

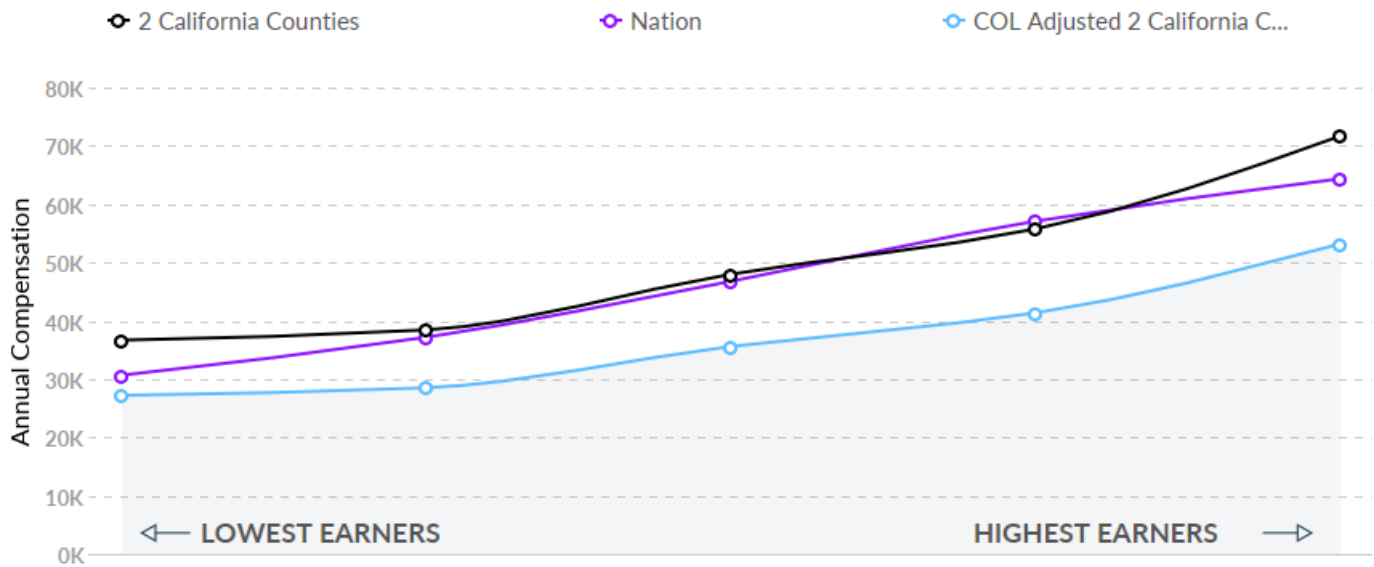
## Most Jobs are Found in the Industrial Machinery Manufacturing Industry Sector



# Compensation

## Regional Compensation Is 3% Higher Than National Compensation

For Welders, Cutters, Solderers, and Brazers, the 2021 median wage in your area is \$47,970, while the national median wage is \$46,743.





# Job Posting Activity



## 12 Unique Job Postings

The number of unique postings for this job from Jan 2023 to Jun 2023.



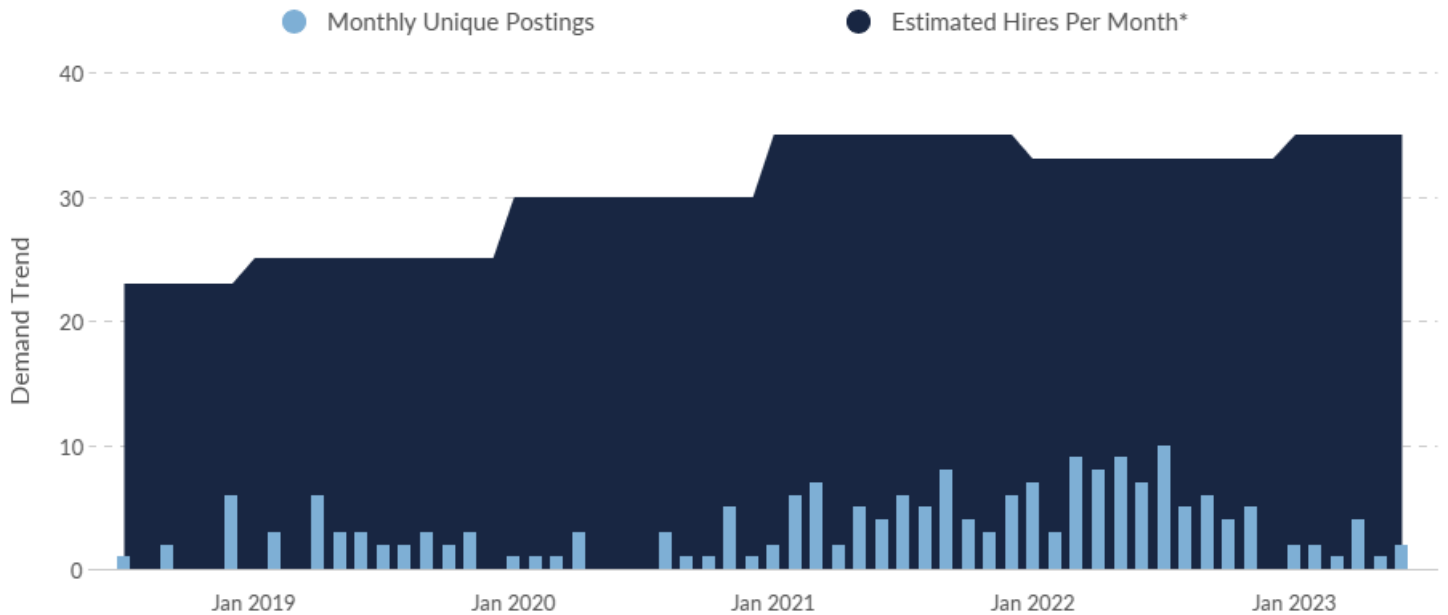
## 10 Employers Competing

All employers in the region who posted for this job from Jan 2023 to Jun 2023.



## 21 Day Median Duration






Posting duration is 12 days shorter than what's typical in the region.



Occupation	Avg Monthly Postings (Jan 2023 - Jun 2023)	Avg Monthly Hires (Jan 2023 - Jun 2023)
Welders, Cutters, Solderers, and Brazers	2	35

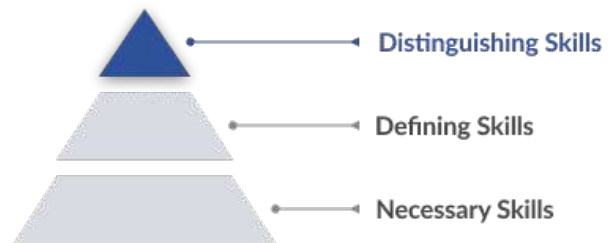
\*A hire is reported by the Quarterly Workforce Indicators when an individual's Social Security Number appears on a company's payroll and was not there the quarter before. Lightcast hires are calculated using a combination of Lightcast jobs data, information on separation rates from the Bureau of Labor Statistics (BLS), and industry-based hires data from the Census Bureau.

Top Companies	Unique Postings
Entegris	3 
Atlas Copco	1 
Fresh Venture Foods	1 
Luttrell Staffing Group	1 
PG&E	1 
Paso Robles Joint Unified Schoo...	1 
Rdo Equipment Co.	1 
Spherion Staffing	1 
Volt	1 
Waste Management	1 

Top Job Titles	Unique Postings
Welders	6 
Certified Welders	2 
Welders/Fabricators	2 
Agriculture Education Teachers	1 
Orbital Analysts	1 

## Top Distinguishing Skills by Demand

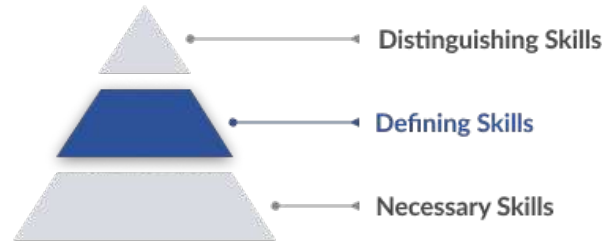
An occupation's Distinguishing Skills are the advanced skills that are called for occasionally. An employee with these skills is likely more specialized and able to differentiate themselves from others in the same role.



Skill	Salary Boosting	Job Postings Requesting
Oxy-Fuel Welding And Cutting	✗	2
American Welding Society Codes	✗	1
Arc Welding	✗	1
Carbon Steel	✓	1
Structural Welding	✗	0
Plasma Cutting	✗	0
Plasma (Physics)	✗	0
Structural Steel	✗	0

## Top Defining Skills by Demand

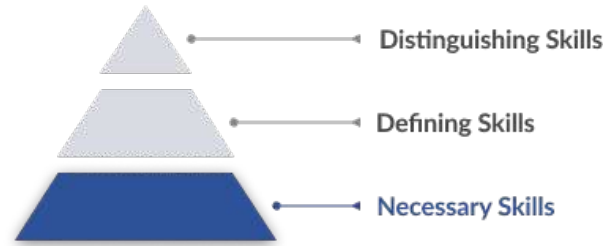
An occupation's Defining Skills represent the day-to-day tasks and responsibilities of the job. An employee needs these skills to qualify for and perform successfully in this occupation.



Skill	Salary Boosting	Job Postings Requesting
Welding	✘	7
Gas Tungsten Arc Welding	✘	6
Welding Equipment	✘	3
Metal Inert Gas (MIG) Welding	✘	3
Fabrication	✘	2
Aluminum	✘	2
Welding Symbols	✔	1
Shielded Metal Arc Welding	✘	1
Flux-Cored Arc Welding	✘	0
Gas Metal Arc Welding	✘	0

## Top Necessary Skills by Demand

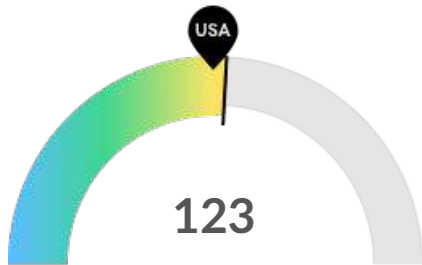
An occupation's Necessary Skills are the specialized skills required for that job and relevant across other similar jobs. An employee needs these skills as building blocks to perform the more complex Defining Skills.



Skill	Salary Boosting	Job Postings Requesting
Hand Tools	✘	2
Power Tool Operation	✘	2
Grinding	✘	2
Pipe (Fluid Conveyance)	✘	2
Forklift Truck	✘	1
Grinding Machine	✘	1
Machinery	✘	1
Calipers	✘	0
Blueprint Reading	✘	0
Overhead Crane Operation	✘	0

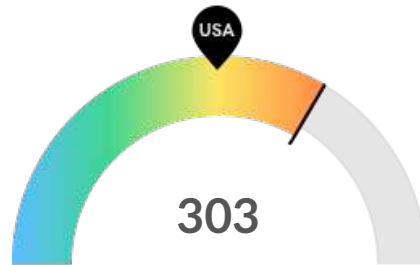
# Demographics

## Retirement Risk Is About Average, While Overall Diversity Is High



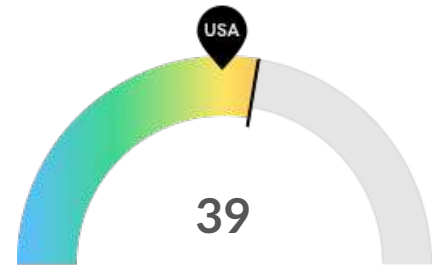
**Retiring Soon**

Retirement risk is about average in your area. The national average for an area this size is 117\* employees 55 or older, while there are 123 here.



**Racial Diversity**

Racial diversity is high in your area. The national average for an area this size is 190\* racially diverse employees, while there are 303 here.

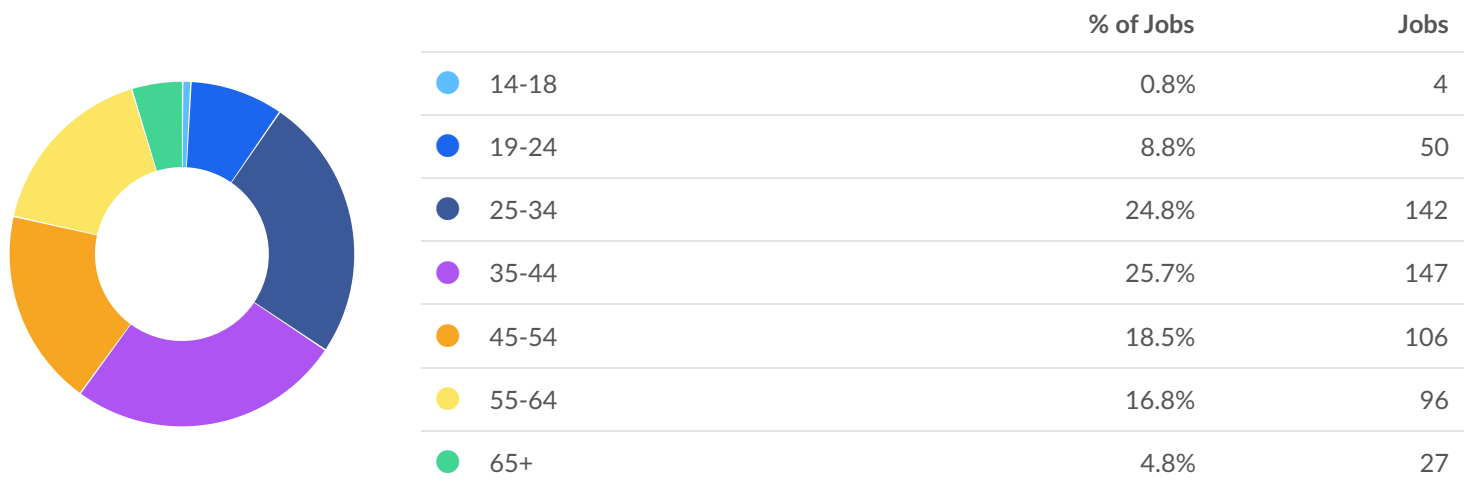


**Gender Diversity**

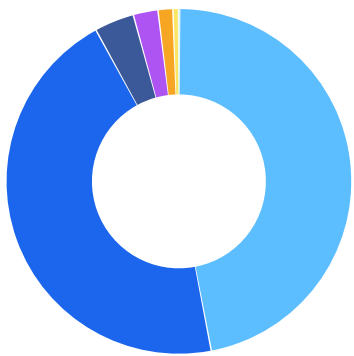
Gender diversity is high in your area. The national average for an area this size is 34\* female employees, while there are 39 here.

\*National average values are derived by taking the national value for Welders, Cutters, Solderers, and Brazers and scaling it down to account for the difference in overall workforce size between the nation and your area. In other words, the values represent the national average adjusted for region size.

## Occupation Age Breakdown

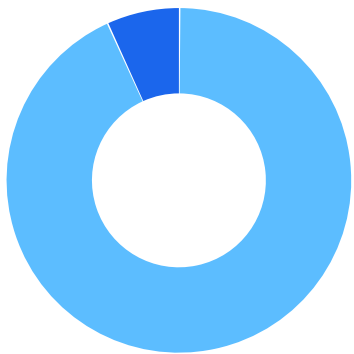


### Occupation Race/Ethnicity Breakdown



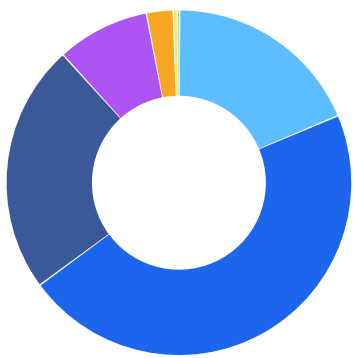
	% of Jobs	Jobs
● White	46.9%	268
● Hispanic or Latino	45.0%	257
● Asian	3.7%	21
● Black or African American	2.3%	13
● Two or More Races	1.4%	8
● American Indian or Alaska Native	0.5%	3
● Native Hawaiian or Other Pacific Islander	0.1%	1

### Occupation Gender Breakdown



	% of Jobs	Jobs
● Males	93.1%	532
● Females	6.9%	39

## National Educational Attainment



	% of Jobs
● Less than high school diploma	18.6%
● High school diploma or equivalent	46.3%
● Some college, no degree	23.4%
● Associate's degree	8.7%
● Bachelor's degree	2.5%
● Master's degree	0.4%
● Doctoral or professional degree	0.2%



## Occupational Programs



**1 Program**

Of the programs that can train for this job, 1 has produced completions in the last 5 years.



**63 Completions (2021)**

The completions from all regional institutions for all degree types.



**70 Openings (2021)**

The average number of openings for an occupation in the region is 74.

CIP Code	Top Programs	Completions (2021)
48.0508	Welding Technology/Welder	63 <div style="width: 85%;"></div>

Top Schools	Completions (2021)
Cuesta College	49 <div style="width: 78%;"></div>
Allan Hancock College	14 <div style="width: 22%;"></div>

## Appendix A

**Welders, Cutters, Solderers, and Brazers (SOC 51-4121):**

Use hand-welding, flame-cutting, hand-soldering, or brazing equipment to weld or join metal components or to fill holes, indentations, or seams of fabricated metal products.

**Sample of Reported Job Titles:**

Welder Fitter

Welder Fabricator

TIG Welder (Tungsten Inert Gas Welder)

Sub Arc Operator

Refrigeration Brazer

Production Welder

MIG Welder (Metal Inert Gas Welder)

Brazer

Aluminum Welder

Wirer

**Related O\*NET Occupation:**

Welders, Cutters, Solderers, and Brazers (51-4121.00)