



# Soil and Plant Scientists in 2 California Counties

# Contents

What is Lightcast Data? .....	1
Report Parameters .....	2
Executive Summary .....	3
Jobs .....	4
Compensation .....	6
Job Posting Activity .....	7
Demographics .....	11
Occupational Programs .....	14
Appendix A .....	15

## What is Lightcast Data?

Lightcast data is a hybrid dataset derived from official government sources such as the US Census Bureau, Bureau of Economic Analysis, and Bureau of Labor Statistics. Leveraging the unique strengths of each source, our data modeling team creates an authoritative dataset that captures more than 99% of all workers in the United States. This core offering is then enriched with data from online social profiles, resumé, and job postings to give you a complete view of the workforce.

Lightcast data is frequently cited in major publications such as *The Atlantic*, *Forbes*, *Harvard Business Review*, *The New York Times*, *The Wall Street Journal*, and *USA Today*.



## Report Parameters

### 1 Occupation

19-1013 Soil and Plant Scientists

---

### 2 Counties

6079 San Luis Obispo County, CA

6083 Santa Barbara County, CA

---

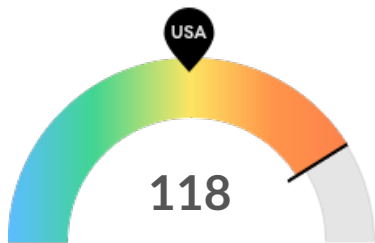
### Class of Worker

QCEW Employees, Non-QCEW Employees, and Self-Employed

The information in this report pertains to the chosen occupation and geographical areas.

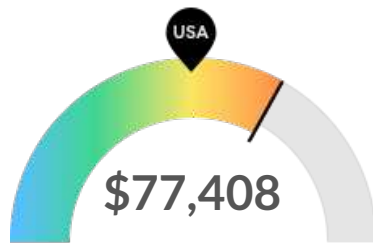
## Executive Summary

### Aggressive Job Posting Demand Over a Deep Supply of Regional Jobs



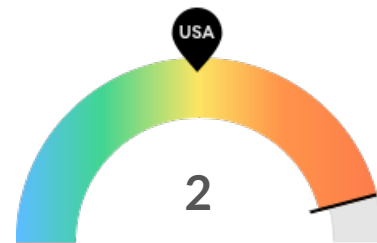
**Jobs (2023)**

Your area is a hotspot for this kind of job. The national average for an area this size is 47\* employees, while there are 118 here.



**Compensation**

Earnings are high in your area. The national median salary for Soil and Plant Scientists is \$66,134, compared to \$77,408 here.



**Job Posting Demand**

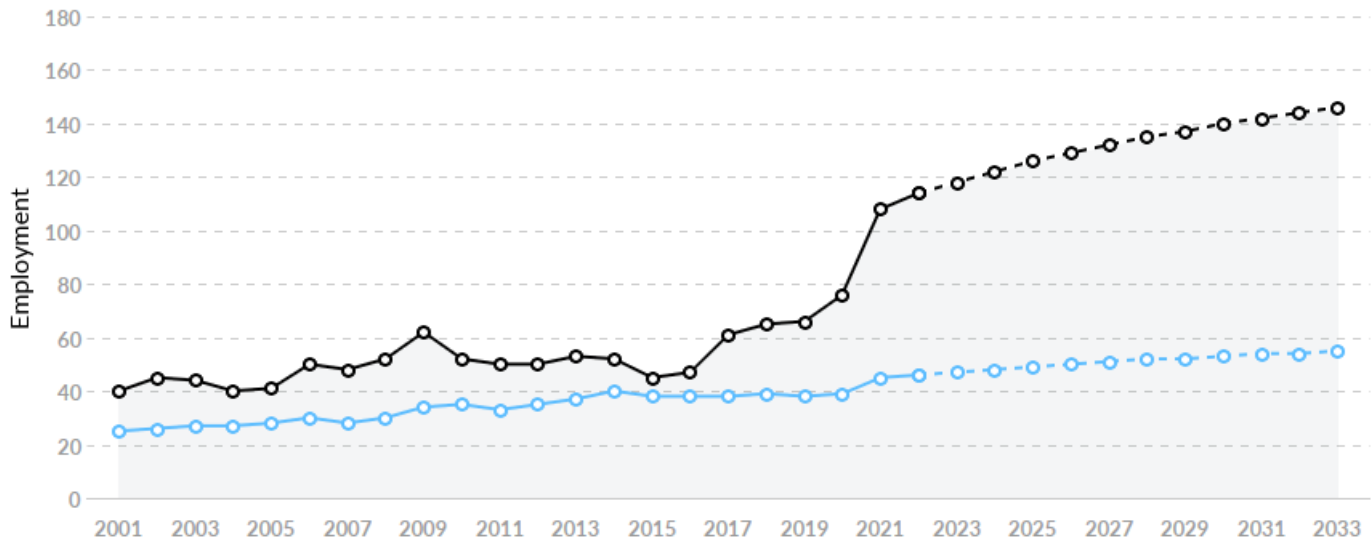
Job posting activity is high in your area. The national average for an area this size is 0\* job postings/mo, while there are 2 here.

\*National average values are derived by taking the national value for Soil and Plant Scientists and scaling it down to account for the difference in overall workforce size between the nation and your area. In other words, the values represent the national average adjusted for region size.

# Jobs

## Regional Employment Is Higher Than the National Average

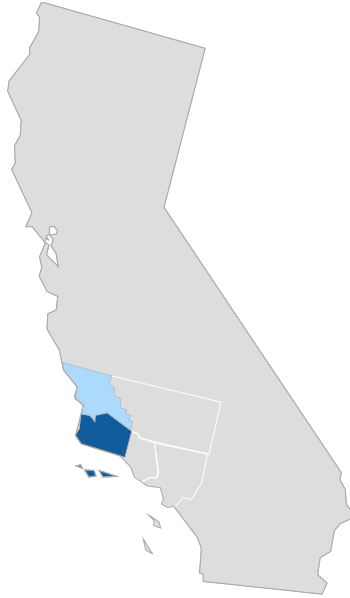
An average area of this size typically has 47\* jobs, while there are 118 here. This higher than average supply of jobs may make it easier for workers in this field to find employment in your area.



Region	2023 Jobs	2033 Jobs	Change	% Change
● 2 California Counties	118	146	28	23.8%
● National Average	47	55	7	15.9%

\*National average values are derived by taking the national value for Soil and Plant Scientists and scaling it down to account for the difference in overall workforce size between the nation and your area. In other words, the values represent the national average adjusted for region size.

## Regional Breakdown



County	2023 Jobs
Santa Barbara County, CA	100
San Luis Obispo County, CA	18

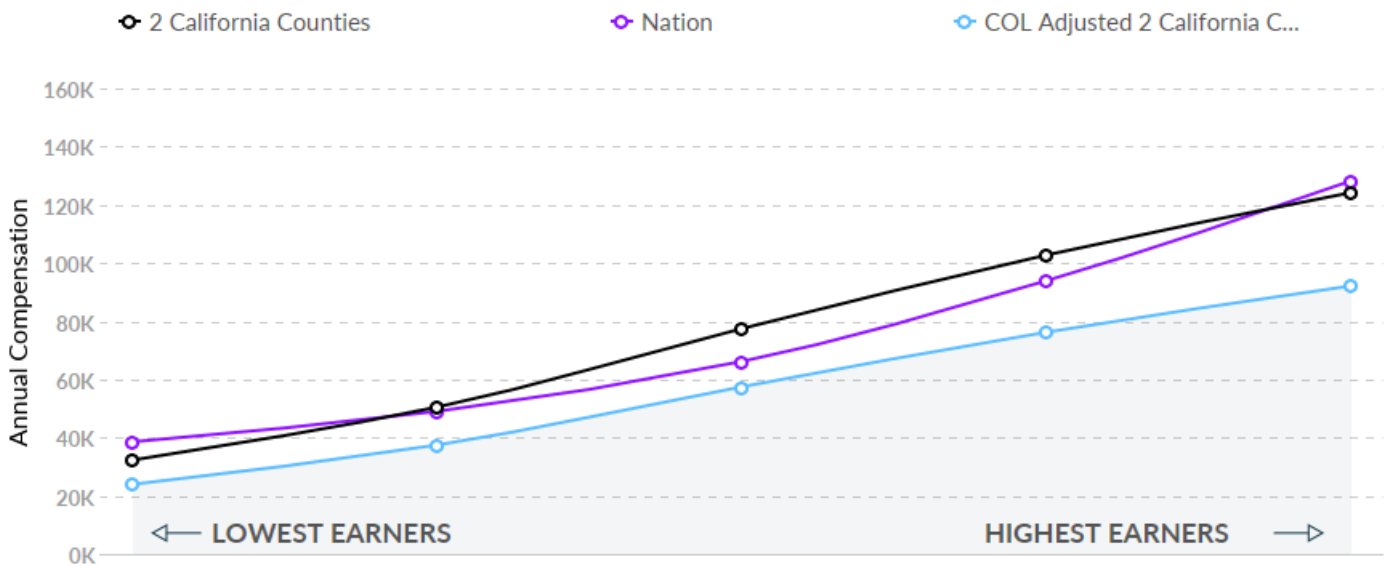
## Most Jobs are Found in the Crop Production Industry Sector



# Compensation

## Regional Compensation Is 17% Higher Than National Compensation

For Soil and Plant Scientists, the 2021 median wage in your area is \$77,408, while the national median wage is \$66,134.





# Job Posting Activity



**9 Unique Job Postings**

The number of unique postings for this job from Jan 2023 to Jun 2023.



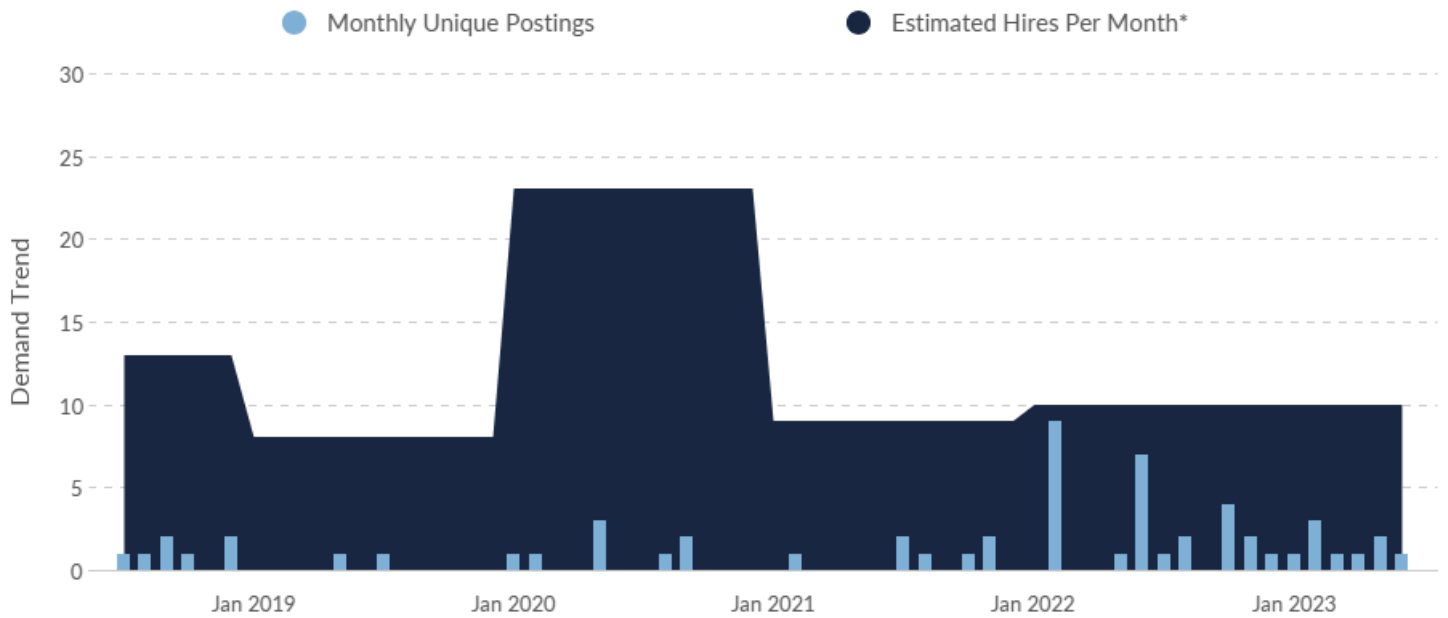
**7 Employers Competing**

All employers in the region who posted for this job from Jan 2023 to Jun 2023.



**21 Day Median Duration**

Posting duration is 12 days shorter than what's typical in the region.



Occupation	Avg Monthly Postings (Jan 2023 - Jun 2023)	Avg Monthly Hires (Jan 2023 - Jun 2023)
Soil and Plant Scientists	2	10

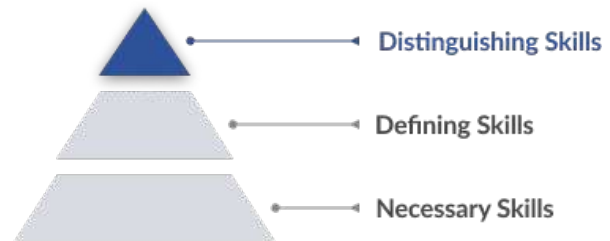
\*A hire is reported by the Quarterly Workforce Indicators when an individual's Social Security Number appears on a company's payroll and was not there the quarter before. Lightcast hires are calculated using a combination of Lightcast jobs data, information on separation rates from the Bureau of Labor Statistics (BLS), and industry-based hires data from the Census Bureau.

Top Companies	Unique Postings
Ball Horticultural Company	2
University of California	2
Geosolutions	1
ManTech	1
Reiter Affiliated Companies	1
Stantec	1

Top Job Titles	Unique Postings
Plant Breeders	3
Botanists	2
Environmental Managers	2
Soils Technicians	1

## Top Distinguishing Skills by Demand

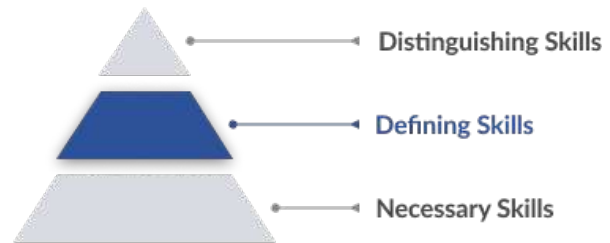
An occupation's Distinguishing Skills are the advanced skills that are called for occasionally. An employee with these skills is likely more specialized and able to differentiate themselves from others in the same role.



Skill	Salary Boosting	Job Postings Requesting
Crop Management		0
Certified Crop Advisor		0

## Top Defining Skills by Demand

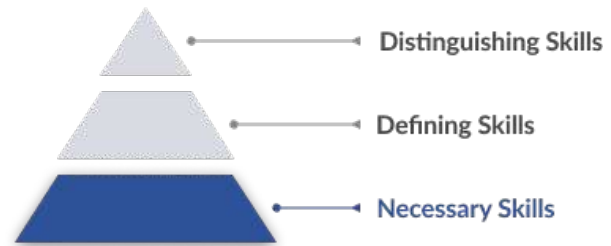
An occupation's Defining Skills represent the day-to-day tasks and responsibilities of the job. An employee needs these skills to qualify for and perform successfully in this occupation.



Skill	Salary Boosting	Job Postings Requesting
Soil Science	✘	3
Agronomy	✘	1
Valid Driver's License	✘	1
Agriculture	✘	1

## Top Necessary Skills by Demand

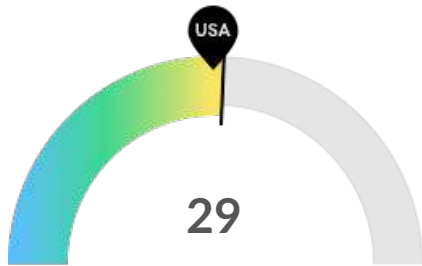
An occupation's Necessary Skills are the specialized skills required for that job and relevant across other similar jobs. An employee needs these skills as building blocks to perform the more complex Defining Skills.



Skill	Salary Boosting	Job Postings Requesting
Biology	✗	2
Botany	✗	2
Marketing	✗	2
Fertilizers	✗	1
Data Collection	✗	1
Environmental Science	✗	1
Irrigation (Landscaping And Agriculture)	✗	1
Plant Science	✗	0
Data Analysis	✗	0
Crop Production	✗	0

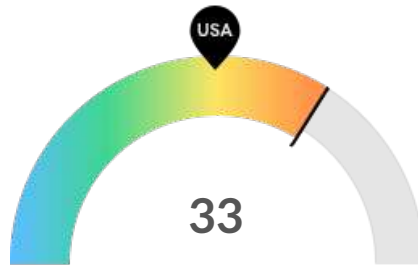
## Demographics

### Retirement Risk Is About Average, While Overall Diversity Is High



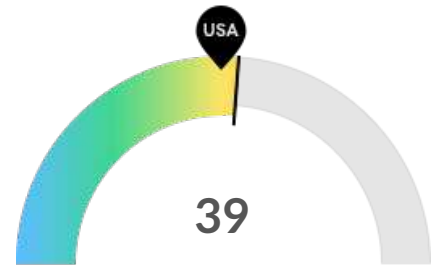
**Retiring Soon**

Retirement risk is about average in your area. The national average for an area this size is 28\* employees 55 or older, while there are 29 here.



**Racial Diversity**

Racial diversity is high in your area. The national average for an area this size is 20\* racially diverse employees, while there are 33 here.

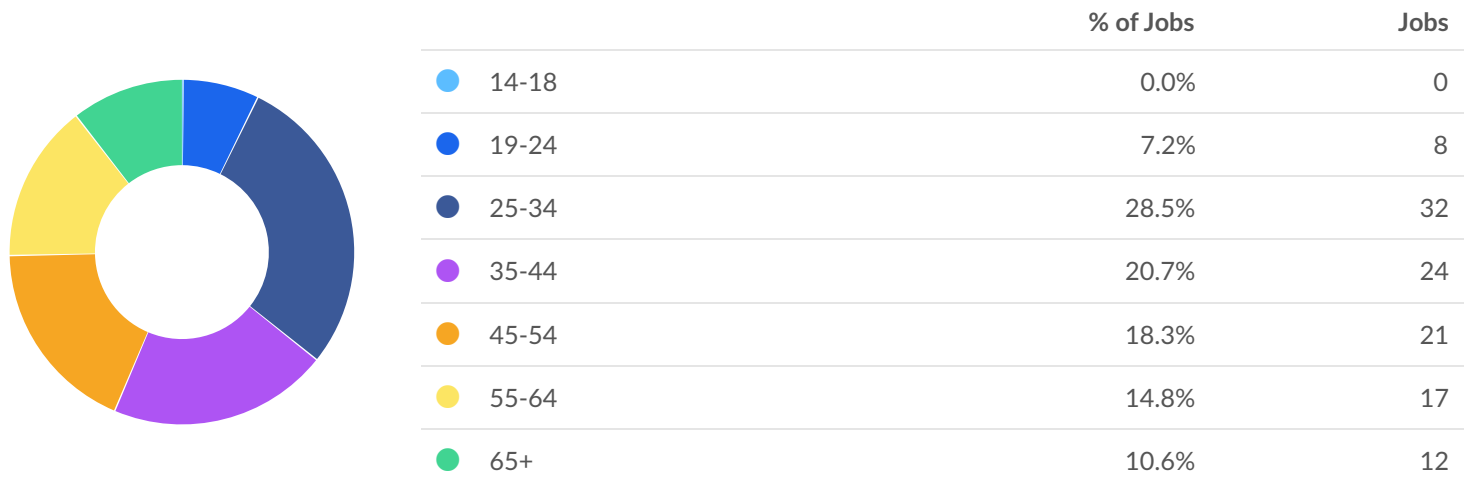


**Gender Diversity**

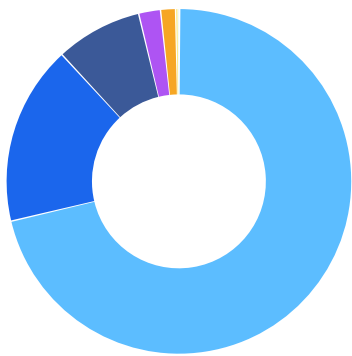
Gender diversity is about average in your area. The national average for an area this size is 36\* female employees, while there are 39 here.

\*National average values are derived by taking the national value for Soil and Plant Scientists and scaling it down to account for the difference in overall workforce size between the nation and your area. In other words, the values represent the national average adjusted for region size.

## Occupation Age Breakdown

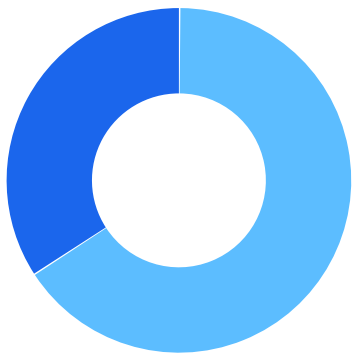


## Occupation Race/Ethnicity Breakdown



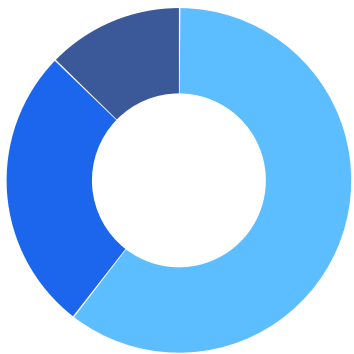
	% of Jobs	Jobs
● White	71.2%	81
● Asian	16.8%	19
● Hispanic or Latino	8.1%	9
● Two or More Races	2.0%	2
● Black or African American	1.4%	2
● American Indian or Alaska Native	0.2%	0
● Native Hawaiian or Other Pacific Islander	0.1%	0

## Occupation Gender Breakdown



	% of Jobs	Jobs
● Males	65.8%	75
● Females	34.2%	39

## National Educational Attainment



	% of Jobs
<span style="color: #00AEEF;">●</span> Bachelor's degree	60.4%
<span style="color: #0056B3;">●</span> Master's degree	26.8%
<span style="color: #003366;">●</span> Doctoral or professional degree	12.8%

# Occupational Programs



**8 Programs**

Of the programs that can train for this job, 8 have produced completions in the last 5 years.



**1,254 Completions (2021)**

The completions from all regional institutions for all degree types.



**16 Openings (2021)**

The average number of openings for an occupation in the region is 74.

CIP Code	Top Programs	Completions (2021)
26.0101	Biology/Biological Sciences, General	763
40.0501	Chemistry, General	209
01.1004	Viticulture and Enology	80
40.0601	Geology/Earth Science, General	55
01.1102	Agronomy and Crop Science	54
01.0000	Agriculture, General	52
03.0501	Forestry, General	41

Top Schools	Completions (2021)
University of California-Santa Barbara	541
California Polytechnic State University-San Luis Obispo	468
Santa Barbara City College	116
Allan Hancock College	60
Westmont College	38
Cuesta College	31



## Appendix A

### **Soil and Plant Scientists (SOC 19-1013):**

Conduct research in breeding, physiology, production, yield, and management of crops and agricultural plants or trees, shrubs, and nursery stock, their growth in soils, and control of pests; or study the chemical, physical, biological, and mineralogical composition of soils as they relate to plant or crop growth. May classify and map soils and investigate effects of alternative practices on soil and crop productivity.

### **Sample of Reported Job Titles:**

Agronomist  
Soil Fertility Extension Specialist  
Plant Physiologist  
Crop Nutrition Scientist  
Research Soil Scientist  
Microbiology Soil Scientist  
Horticulture Specialist  
Scientist  
Research Scientist  
Plant Research Geneticist

### **Related O\*NET Occupation:**

Soil and Plant Scientists (19-1013.00)