



Police and Sheriff's Patrol Officers in 2 California Counties

Contents

What is Lightcast Data?	1
Report Parameters	2
Executive Summary	3
Jobs	4
Compensation	7
Job Posting Activity	8
Demographics	13
Occupational Programs	16
Appendix A	17

What is Lightcast Data?

Lightcast data is a hybrid dataset derived from official government sources such as the US Census Bureau, Bureau of Economic Analysis, and Bureau of Labor Statistics. Leveraging the unique strengths of each source, our data modeling team creates an authoritative dataset that captures more than 99% of all workers in the United States. This core offering is then enriched with data from online social profiles, resumé, and job postings to give you a complete view of the workforce.

Lightcast data is frequently cited in major publications such as *The Atlantic*, *Forbes*, *Harvard Business Review*, *The New York Times*, *The Wall Street Journal*, and *USA Today*.



Report Parameters

1 Occupation

33-3051 Police and Sheriff's Patrol Officers

2 Counties

6079 San Luis Obispo County, CA

6083 Santa Barbara County, CA

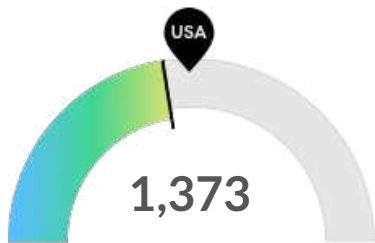
Class of Worker

QCEW Employees, Non-QCEW Employees, and Self-Employed

The information in this report pertains to the chosen occupation and geographical areas.

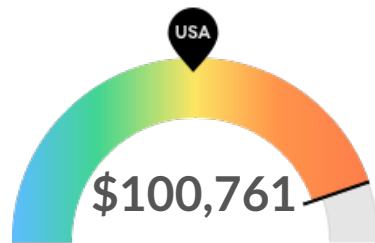
Executive Summary

Aggressive Job Posting Demand Over a Thin Supply of Regional Jobs



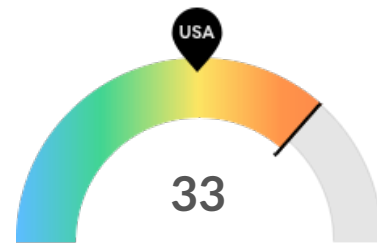
Jobs (2023)

Your area is not a hotspot for this kind of job. The national average for an area this size is 1,593* employees, while there are 1,373 here.



Compensation

Earnings are high in your area. The national median salary for Police and Sheriff's Patrol Officers is \$64,593, compared to \$100,761 here.



Job Posting Demand

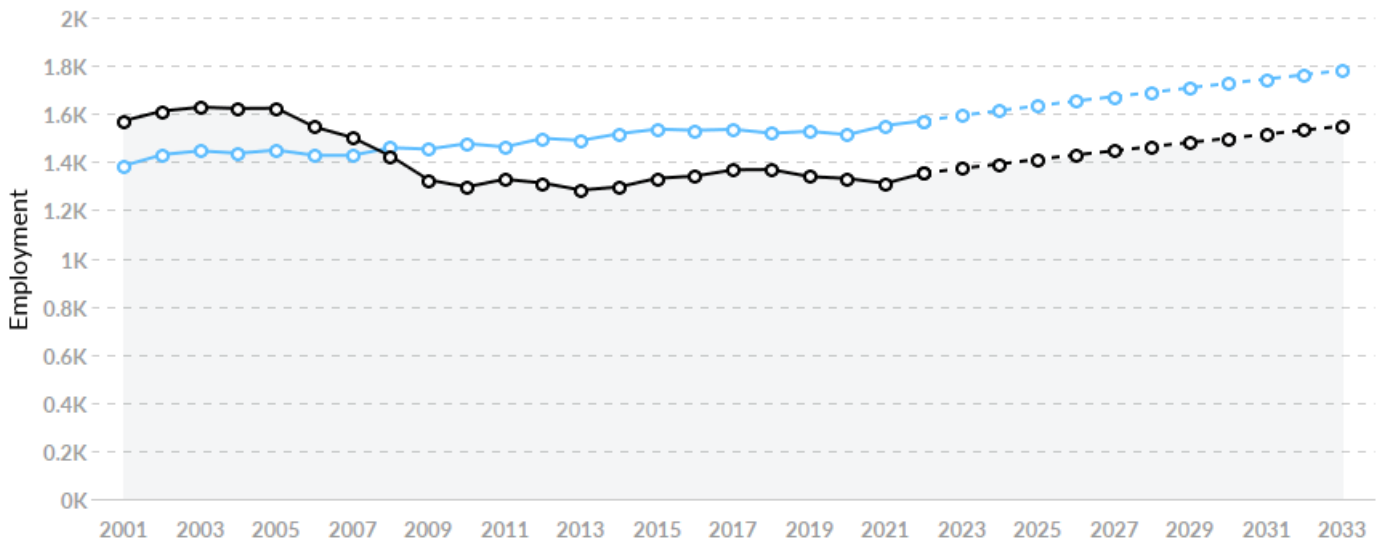
Job posting activity is high in your area. The national average for an area this size is 18* job postings/mo, while there are 33 here.

*National average values are derived by taking the national value for Police and Sheriff's Patrol Officers and scaling it down to account for the difference in overall workforce size between the nation and your area. In other words, the values represent the national average adjusted for region size.

Jobs

Regional Employment Is Lower Than the National Average

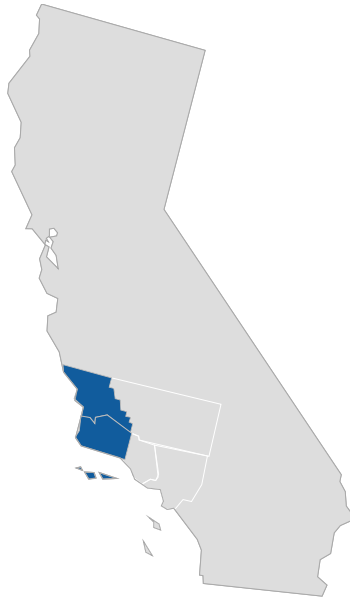
An average area of this size typically has 1,593* jobs, while there are 1,373 here. This lower than average supply of jobs may make it more difficult for workers in this field to find employment in your area.



Region	2023 Jobs	2033 Jobs	Change	% Change
● 2 California Counties	1,373	1,549	176	12.8%
● National Average	1,593	1,780	187	11.7%

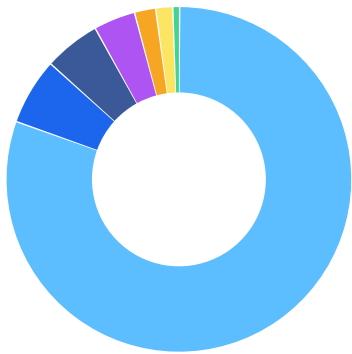
*National average values are derived by taking the national value for Police and Sheriff's Patrol Officers and scaling it down to account for the difference in overall workforce size between the nation and your area. In other words, the values represent the national average adjusted for region size.

Regional Breakdown



County	2023 Jobs
Santa Barbara County, CA	783
San Luis Obispo County, CA	590

Most Jobs are Found in the Local Government, Excluding Education and Hospitals Industry Sector

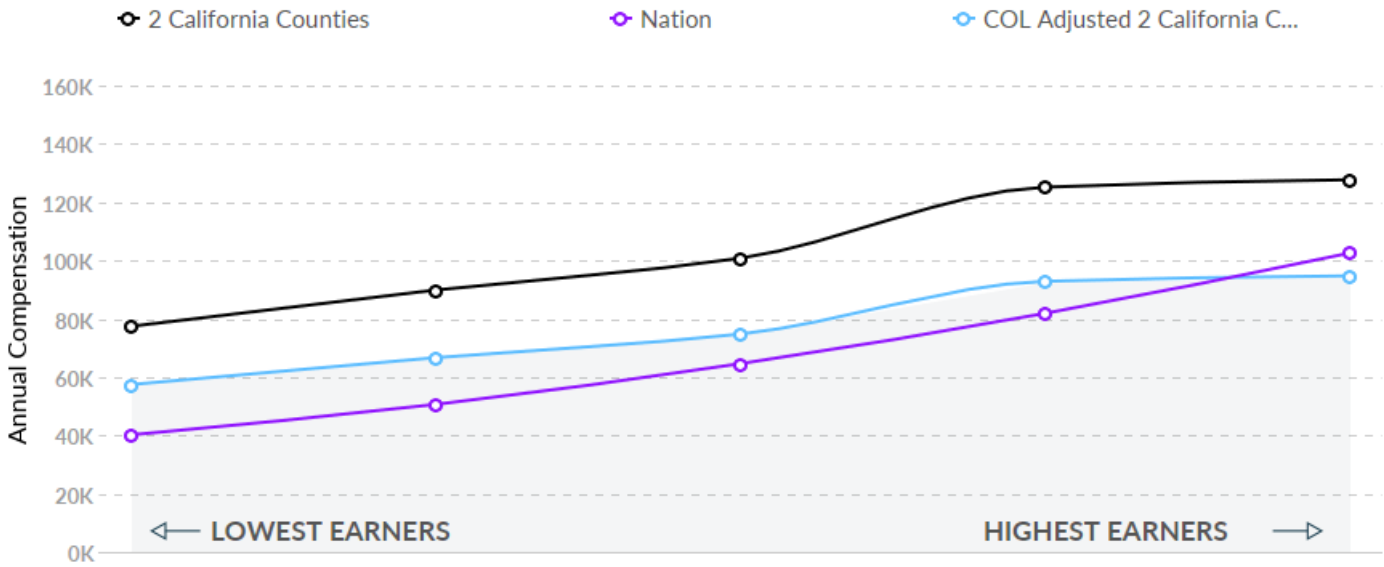


Industry	% of Occupation in Industry (2023)
Local Government, Excluding Education and Hospitals	80.4%
State Government, Excluding Education and Hospitals	6.2%
Federal Government, Military	5.3%
Education and Hospitals (State Government)	3.9%
Education and Hospitals (Local Government)	2.0%
Colleges, Universities, and Professional Schools	1.6%
Other	0.6%

Compensation

Regional Compensation Is 56% Higher Than National Compensation

For Police and Sheriff's Patrol Officers, the 2021 median wage in your area is \$100,761, while the national median wage is \$64,593.



Job Posting Activity



200 Unique Job Postings

The number of unique postings for this job from Jan 2023 to Jun 2023.



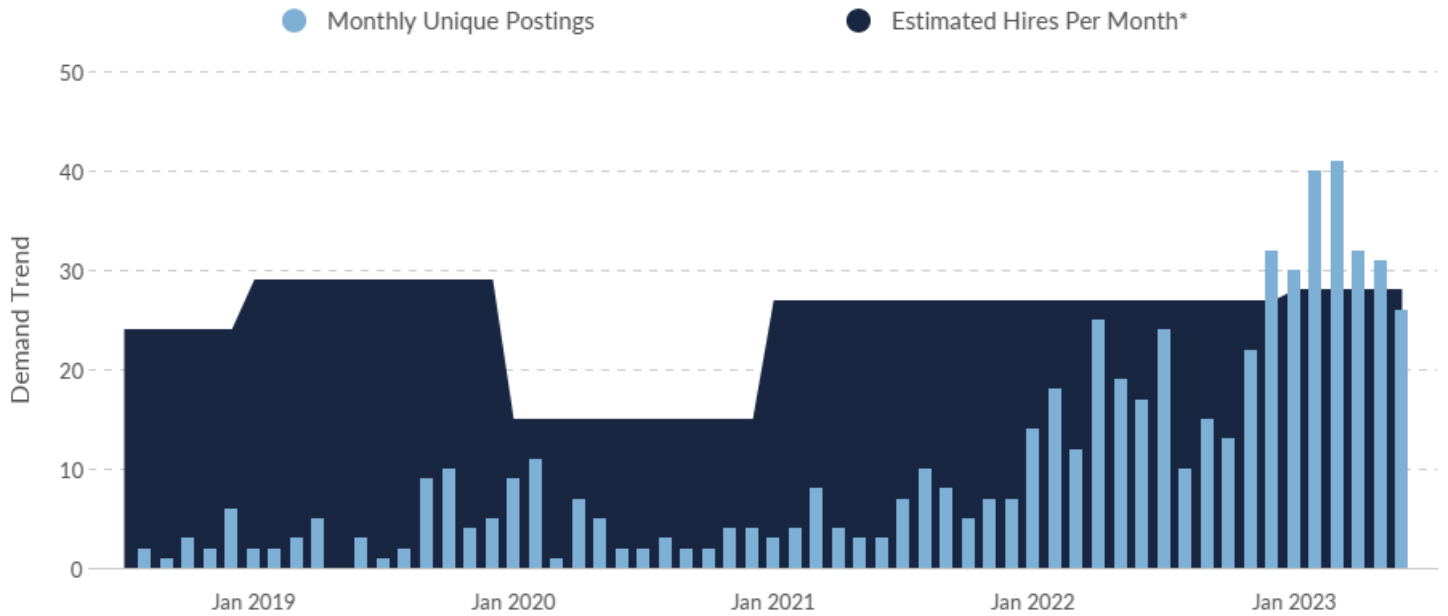
30 Employers Competing

All employers in the region who posted for this job from Jan 2023 to Jun 2023.




45 Day Median Duration











Posting duration is 12 days longer than what's typical in the region.



Occupation	Avg Monthly Postings (Jan 2023 - Jun 2023)	Avg Monthly Hires (Jan 2023 - Jun 2023)
Police and Sheriff's Patrol Officers	33	28

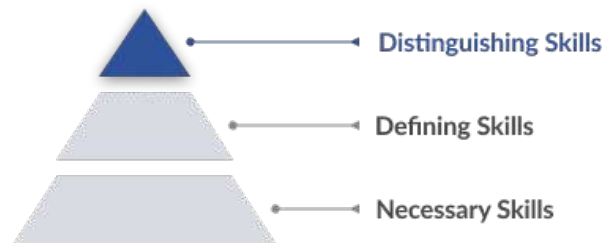
*A hire is reported by the Quarterly Workforce Indicators when an individual's Social Security Number appears on a company's payroll and was not there the quarter before. Lightcast hires are calculated using a combination of Lightcast jobs data, information on separation rates from the Bureau of Labor Statistics (BLS), and industry-based hires data from the Census Bureau.

Top Companies	Unique Postings
U.S. Customs And Border Protec...	122 
County Santa Barbara Health	5
Liberty Healthcare Corporation	5
City Of Pismo Beach	4
Cuesta College	4
Allan Hancock College	3
Amtrak	3
Chumash Employee Resource C...	3
Seattle Colleges Foundation	3
Cal Poly Corporation	2

Top Job Titles	Unique Postings
Border Patrol Agents	71 
Air Interdiction Agents	20 
Police Officers	18 
Customs and Border Protection ...	10 
Law Enforcement Interns	10 
Marine Interdiction Agents	10 
Public Safety Officers	10 
Sheriff's Deputies	7 
Lateral Police Officers	6 
Police Academy Instructors	6 

Top Distinguishing Skills by Demand

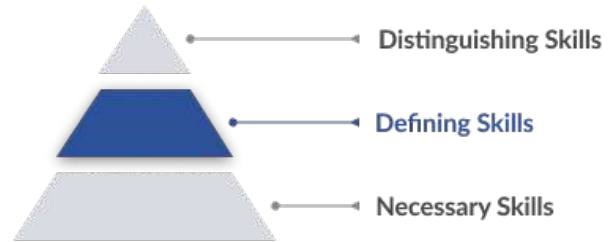
An occupation's Distinguishing Skills are the advanced skills that are called for occasionally. An employee with these skills is likely more specialized and able to differentiate themselves from others in the same role.



Skill	Salary Boosting	Job Postings Requesting
Law Enforcement Practices	✗	21
Certified Benefits Professional	✗	16
Certified Flight Instructor	✗	16
Self Defense	✗	3
Handguns	✗	1
Use Of Force	✗	0
Shotguns	✗	0
Criminal Law	✗	0
Parallel Parking	✗	0

Top Defining Skills by Demand

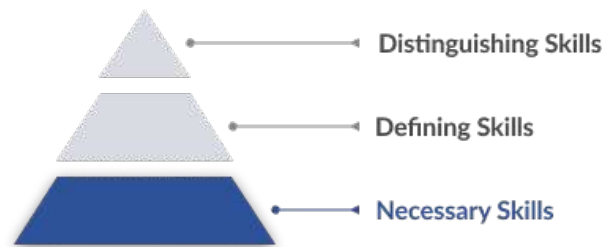
An occupation's Defining Skills represent the day-to-day tasks and responsibilities of the job. An employee needs these skills to qualify for and perform successfully in this occupation.



Skill	Salary Boosting	Job Postings Requesting
Law Enforcement	✓	111
International Laws	✓	91
Rehabilitation	✗	75
Patrolling	✗	70
Motorcycles	✗	66
All Terrain Vehicles	✗	65
Code Enforcement	✗	64
Forensic Psychology	✗	64
Contraband Detection And Control	✗	45
Law Enforcement Operations	✓	42

Top Necessary Skills by Demand

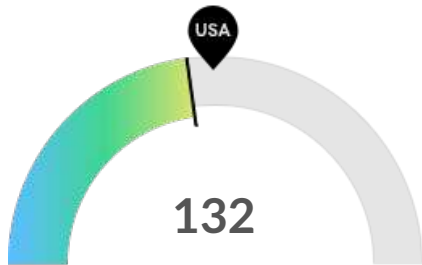
An occupation's Necessary Skills are the specialized skills required for that job and relevant across other similar jobs. An employee needs these skills as building blocks to perform the more complex Defining Skills.



Skill	Salary Boosting	Job Postings Requesting
Economics	✘	63
Information Systems	✘	32
Federal Aviation Administration	✘	31
Workplace Safety	✘	3

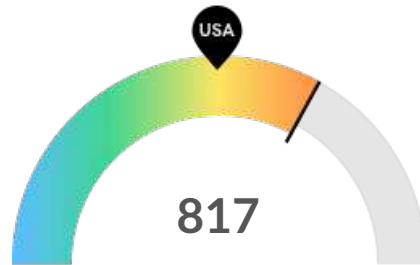
Demographics

Retirement Risk Is Low, While Overall Diversity Is High



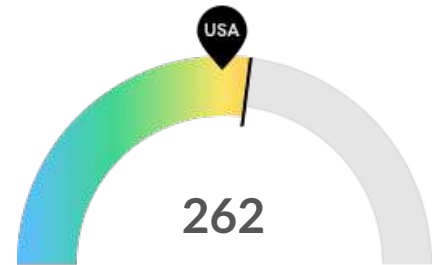
Retiring Soon

Retirement risk is low in your area. The national average for an area this size is 150* employees 55 or older, while there are 132 here.



Racial Diversity

Racial diversity is high in your area. The national average for an area this size is 524* racially diverse employees, while there are 817 here.

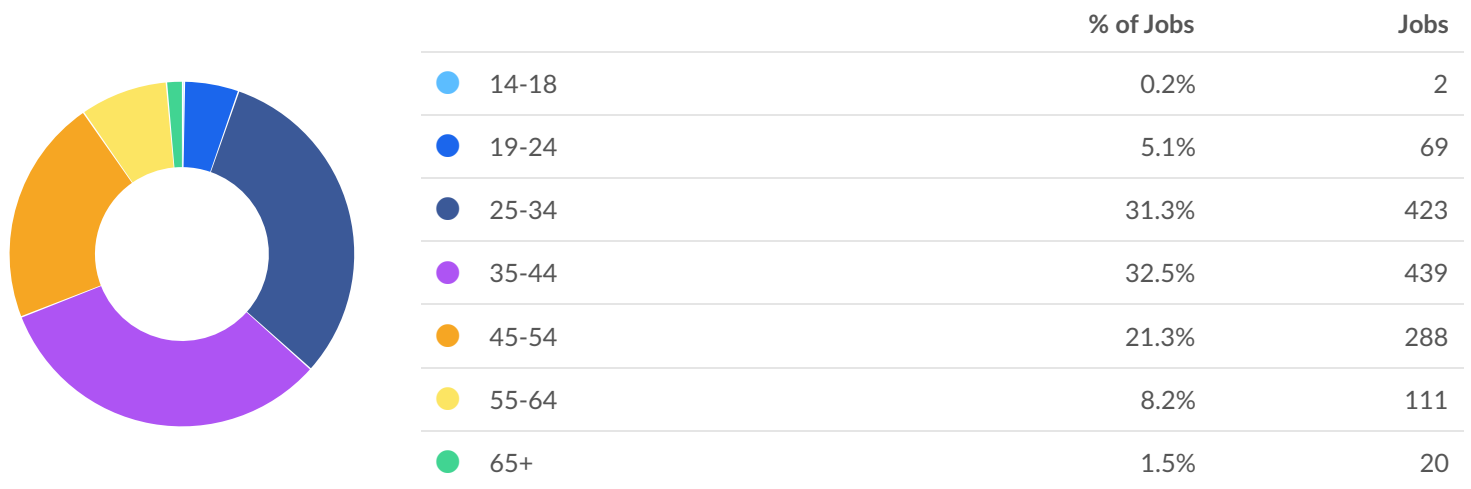


Gender Diversity

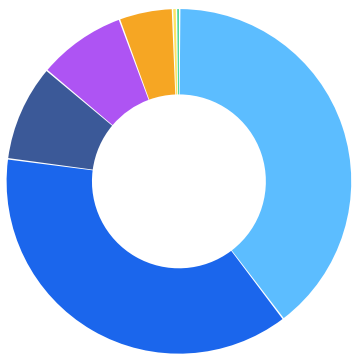
Gender diversity is high in your area. The national average for an area this size is 234* female employees, while there are 262 here.

*National average values are derived by taking the national value for Police and Sheriff's Patrol Officers and scaling it down to account for the difference in overall workforce size between the nation and your area. In other words, the values represent the national average adjusted for region size.

Occupation Age Breakdown

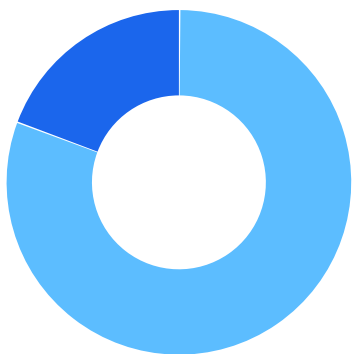


Occupation Race/Ethnicity Breakdown



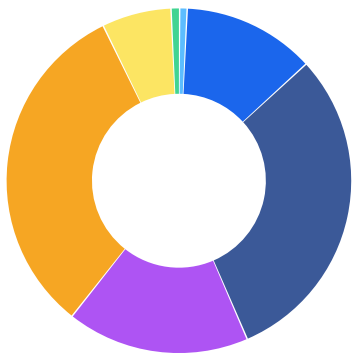
	% of Jobs	Jobs
● White	39.6%	536
● Hispanic or Latino	37.4%	506
● Black or African American	9.0%	122
● Asian	8.3%	112
● Two or More Races	5.0%	68
● Native Hawaiian or Other Pacific Islander	0.4%	5
● American Indian or Alaska Native	0.3%	4

Occupation Gender Breakdown



	% of Jobs	Jobs
● Males	80.6%	1,091
● Females	19.4%	262

National Educational Attainment



	% of Jobs
● Less than high school diploma	0.7%
● High school diploma or equivalent	12.4%
● Some college, no degree	30.3%
● Associate's degree	17.1%
● Bachelor's degree	32.1%
● Master's degree	6.5%
● Doctoral or professional degree	0.8%

Occupational Programs



2 Programs

Of the programs that can train for this job, 2 have produced completions in the last 5 years.



277 Completions (2021)

The completions from all regional institutions for all degree types.



149 Openings (2021)

The average number of openings for an occupation in the region is 74.

CIP Code	Top Programs	Completions (2021)
43.0103	Criminal Justice/Law Enforcement Administration	255
43.0107	Criminal Justice/Police Science	22

Top Schools	Completions (2021)
Allan Hancock College	130
Santa Barbara City College	106
Cuesta College	41

Appendix A

Police and Sheriff's Patrol Officers (SOC 33-3051):

Maintain order and protect life and property by enforcing local, tribal, state, or federal laws and ordinances. Perform a combination of the following duties: patrol a specific area; direct traffic; issue traffic summonses; investigate accidents; apprehend and arrest suspects, or serve legal processes of courts. Includes police officers working at educational institutions.

Sample of Reported Job Titles:

- Highway Patrol Officer
- Deputy Sheriff
- Campus Police Officer
- State Trooper
- Sheriff's Deputy
- Inspector
- Import Specialist
- Border Patrol Agent
- US Customs and Border Protection Officer (US CBPO)
- Special Agent

Related O*NET Occupations:

- Police and Sheriff's Patrol Officers (33-3051.00)
- Customs and Border Protection Officers (33-3051.04)