

Inspectors, Testers, Sorters, Samplers, and Weighers in 2 California Counties

Contents

What is Lightcast Data?	1
Report Parameters	2
Executive Summary	3
Jobs	4
Compensation	6
Job Posting Activity	7
Demographics	10
Occupational Programs	13
Appendix A	14

What is Lightcast Data?

Lightcast data is a hybrid dataset derived from official government sources such as the US Census Bureau, Bureau of Economic Analysis, and Bureau of Labor Statistics. Leveraging the unique strengths of each source, our data modeling team creates an authoritative dataset that captures more than 99% of all workers in the United States. This core offering is then enriched with data from online social profiles, resumé, and job postings to give you a complete view of the workforce.

Lightcast data is frequently cited in major publications such as *The Atlantic*, *Forbes*, *Harvard Business Review*, *The New York Times*, *The Wall Street Journal*, and *USA Today*.



Report Parameters

1 Occupation

51-9061 Inspectors, Testers, Sorters, Samplers, and Weighers

2 Counties

6079 San Luis Obispo County, CA

6083 Santa Barbara County, CA

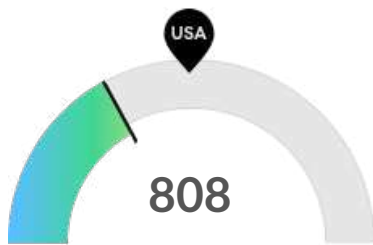
Class of Worker

QCEW Employees, Non-QCEW Employees, and Self-Employed

The information in this report pertains to the chosen occupation and geographical areas.

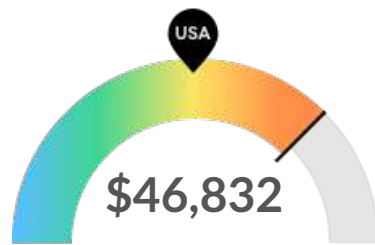
Executive Summary

Light Job Posting Demand Over a Thin Supply of Regional Jobs



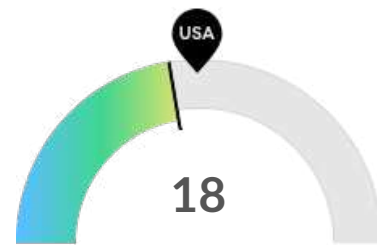
Jobs (2023)

Your area is not a hotspot for this kind of job. The national average for an area this size is 1,344* employees, while there are 808 here.



Compensation

Earnings are high in your area. The national median salary for Inspectors, Testers, Sorters, Samplers, and Weighers is \$38,634, compared to \$46,832 here.



Job Posting Demand

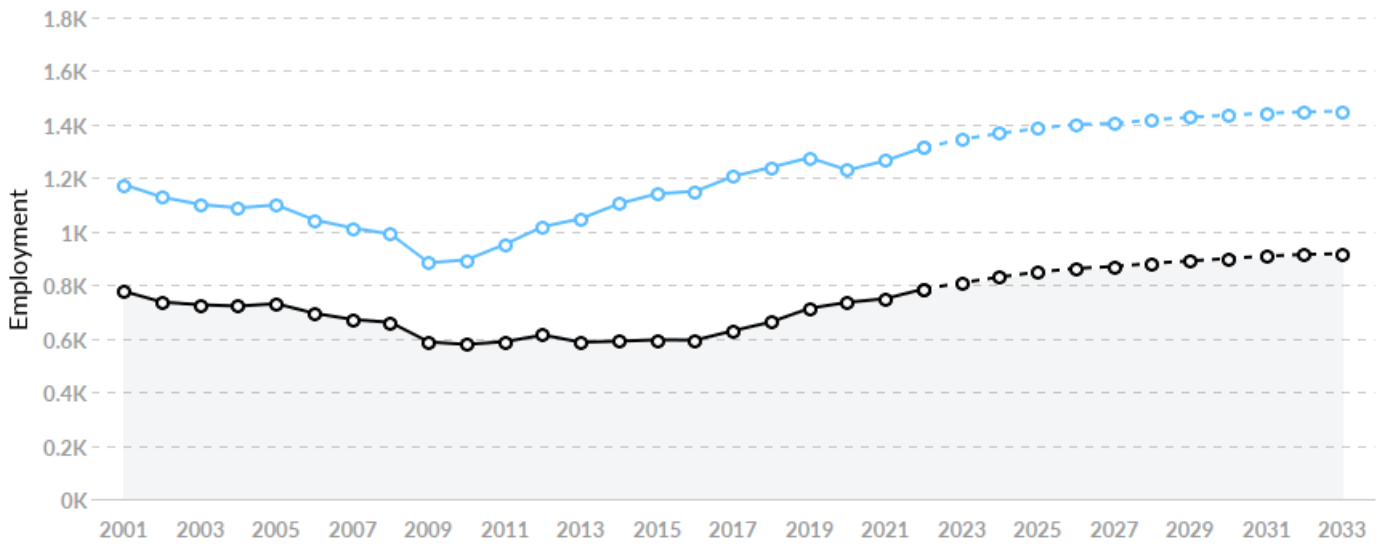
Job posting activity is low in your area. The national average for an area this size is 21* job postings/mo, while there are 18 here.

*National average values are derived by taking the national value for Inspectors, Testers, Sorters, Samplers, and Weighers and scaling it down to account for the difference in overall workforce size between the nation and your area. In other words, the values represent the national average adjusted for region size.

Jobs

Regional Employment Is Lower Than the National Average

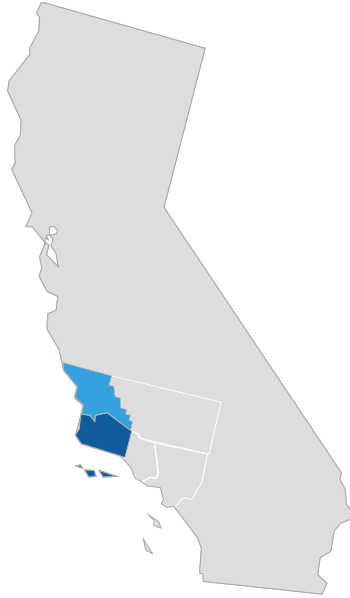
An average area of this size typically has 1,344* jobs, while there are 808 here. This lower than average supply of jobs may make it more difficult for workers in this field to find employment in your area.



Region	2023 Jobs	2033 Jobs	Change	% Change
● 2 California Counties	808	917	109	13.4%
● National Average	1,344	1,450	106	7.9%

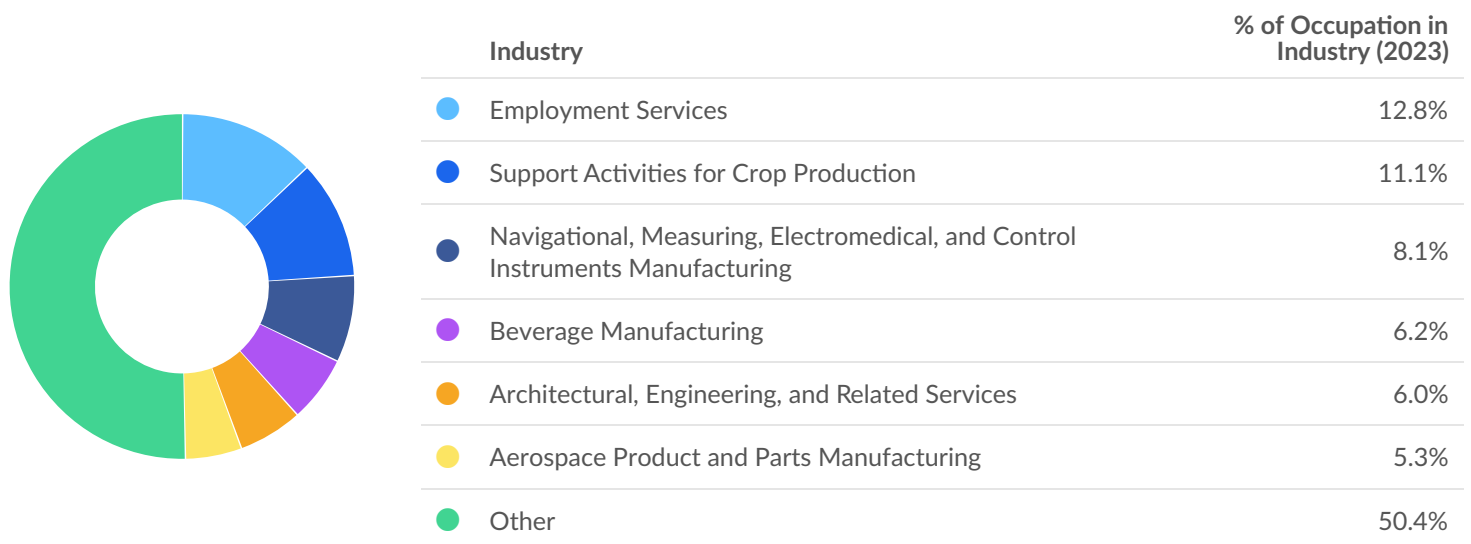
*National average values are derived by taking the national value for Inspectors, Testers, Sorters, Samplers, and Weighers and scaling it down to account for the difference in overall workforce size between the nation and your area. In other words, the values represent the national average adjusted for region size.

Regional Breakdown



County	2023 Jobs
Santa Barbara County, CA	606
San Luis Obispo County, CA	202

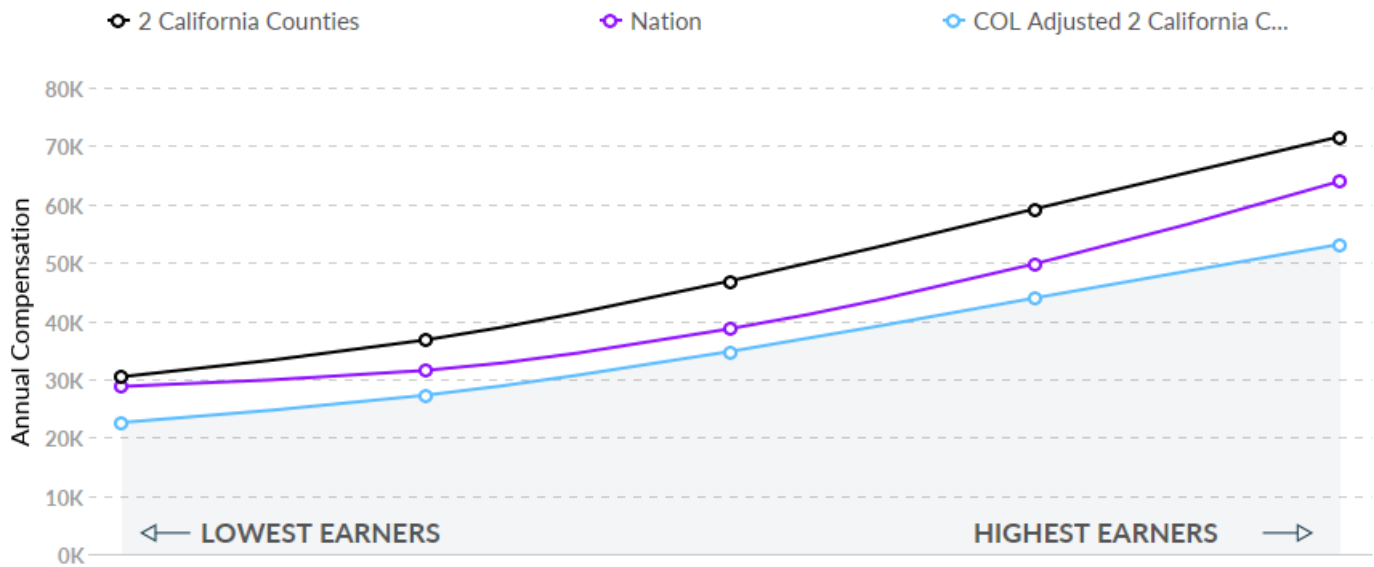
Most Jobs are Found in the Employment Services Industry Sector



Compensation

Regional Compensation Is 21% Higher Than National Compensation

For Inspectors, Testers, Sorters, Samplers, and Weighers, the 2021 median wage in your area is \$46,832, while the national median wage is \$38,634.



Job Posting Activity



110 Unique Job Postings

The number of unique postings for this job from Jan 2023 to Jun 2023.



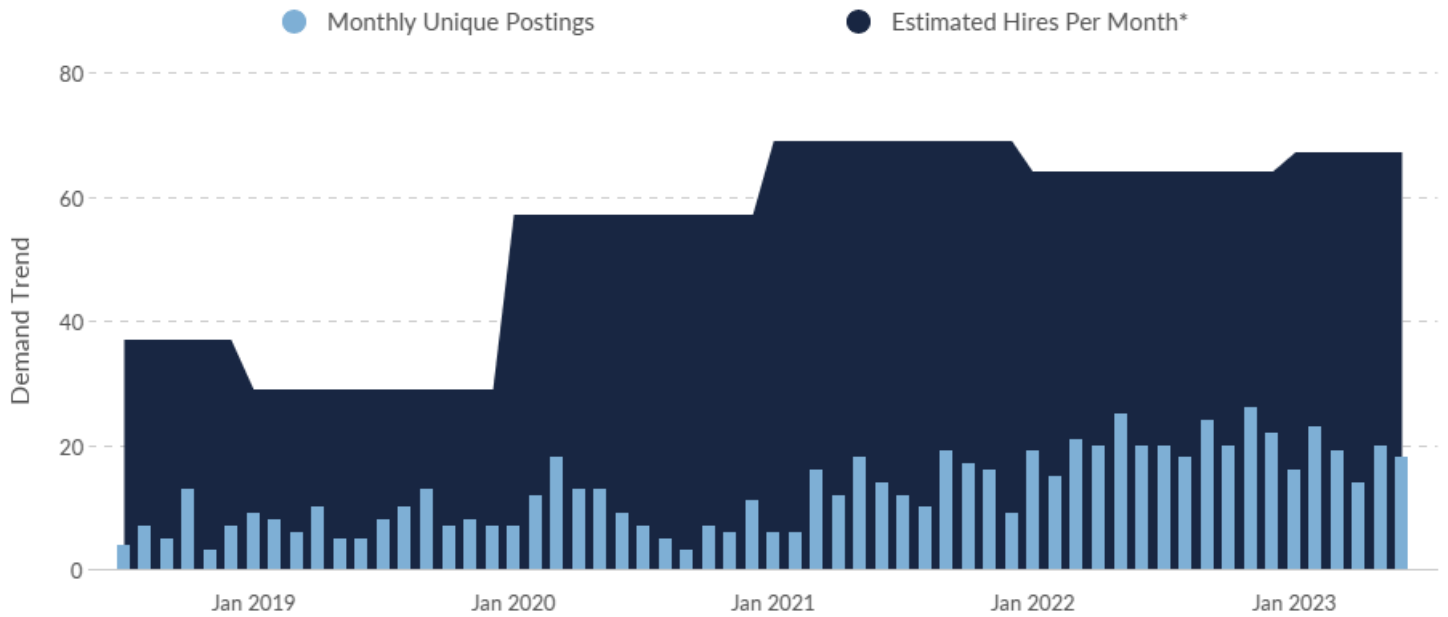
52 Employers Competing

All employers in the region who posted for this job from Jan 2023 to Jun 2023.



33 Day Median Duration

Posting duration is the same as what's typical in the region.



Occupation	Avg Monthly Postings (Jan 2023 - Jun 2023)	Avg Monthly Hires (Jan 2023 - Jun 2023)
Inspectors, Testers, Sorters, Samplers, and Weighers	18	67

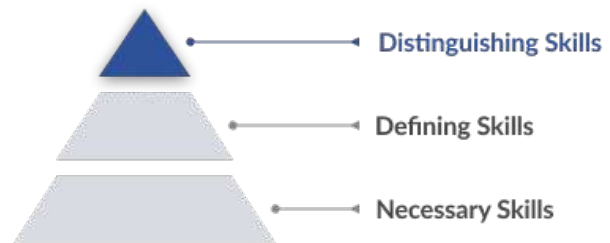
*A hire is reported by the Quarterly Workforce Indicators when an individual's Social Security Number appears on a company's payroll and was not there the quarter before. Lightcast hires are calculated using a combination of Lightcast jobs data, information on separation rates from the Bureau of Labor Statistics (BLS), and industry-based hires data from the Census Bureau.

Top Companies	Unique Postings
SpaceX	6
Capital Cabaret	5
Mission Linen	5
Mission Linen Supply	5
Avantor	4
Northrop Grumman	4
Marborg Industries	3
Safran	3
AECOM	2
Aerotek	2

Top Job Titles	Unique Postings
Quality Inspectors	25
Product Testers	17
Mail Sorters	10
Quality Control Inspectors	8
Quality Assurance Inspectors	4
Sorters	4
Quality Control Technicians	3
Electronics Instructors	2
Harvest Workers	2
Lead Quality Assurance Specialis...	2

Top Distinguishing Skills by Demand

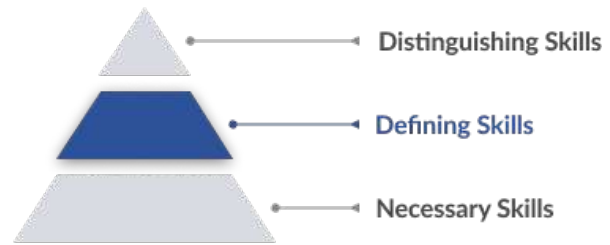
An occupation's Distinguishing Skills are the advanced skills that are called for occasionally. An employee with these skills is likely more specialized and able to differentiate themselves from others in the same role.



Skill	Salary Boosting	Job Postings Requesting
First Article Inspections		5
Product Inspection		3

Top Defining Skills by Demand

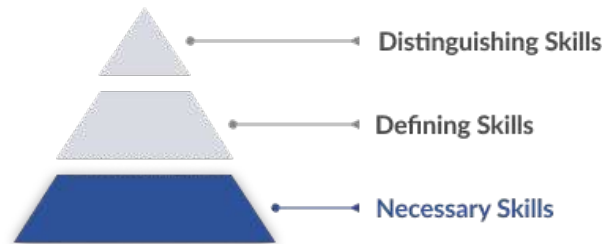
An occupation's Defining Skills represent the day-to-day tasks and responsibilities of the job. An employee needs these skills to qualify for and perform successfully in this occupation.



Skill	Salary Boosting	Job Postings Requesting
Auditing	✘	18
Calipers	✘	16
Micrometer	✘	13
Coordinate Measuring Machine (CMM)	✘	4

Top Necessary Skills by Demand

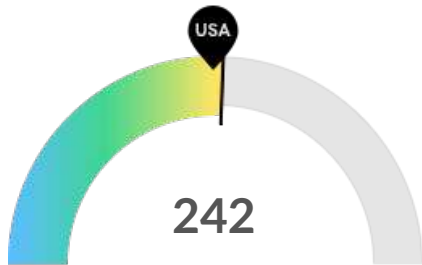
An occupation's Necessary Skills are the specialized skills required for that job and relevant across other similar jobs. An employee needs these skills as building blocks to perform the more complex Defining Skills.



Skill	Salary Boosting	Job Postings Requesting
Valid Driver's License	✘	15
Quality Management	✘	15
Quality Management Systems	✘	9
Good Manufacturing Practices	✘	5
Warehousing	✘	1

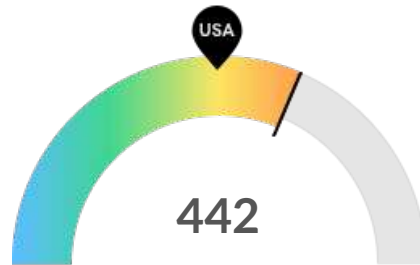
Demographics

Retirement Risk Is About Average, While Overall Diversity Is High



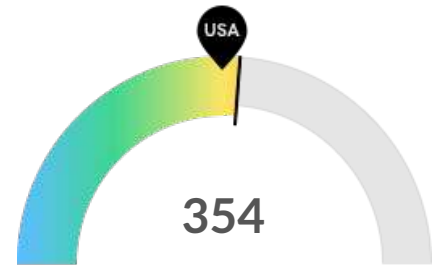
Retiring Soon

Retirement risk is about average in your area. The national average for an area this size is 234* employees 55 or older, while there are 242 here.



Racial Diversity

Racial diversity is high in your area. The national average for an area this size is 309* racially diverse employees, while there are 442 here.

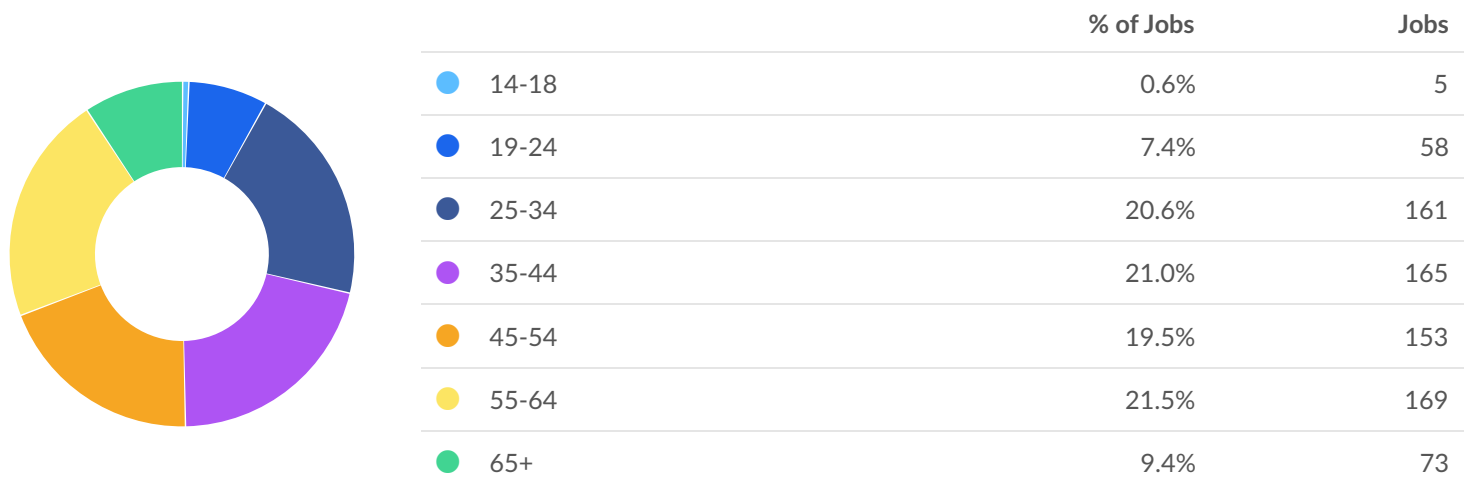


Gender Diversity

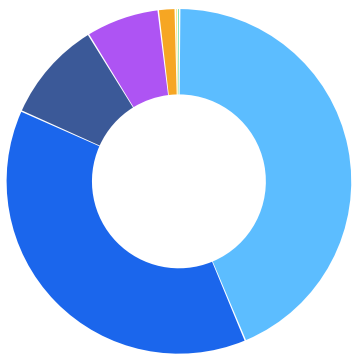
Gender diversity is about average in your area. The national average for an area this size is 330* female employees, while there are 354 here.

*National average values are derived by taking the national value for Inspectors, Testers, Sorters, Samplers, and Weighers and scaling it down to account for the difference in overall workforce size between the nation and your area. In other words, the values represent the national average adjusted for region size.

Occupation Age Breakdown

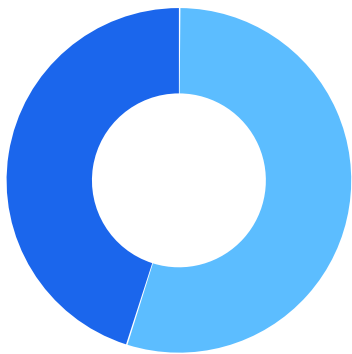


Occupation Race/Ethnicity Breakdown



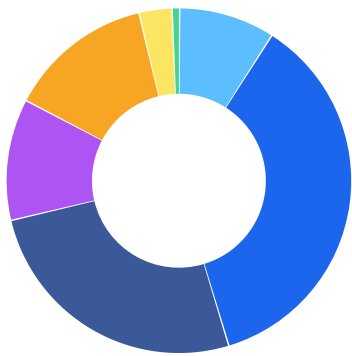
	% of Jobs	Jobs
White	43.6%	342
Hispanic or Latino	38.0%	298
Asian	9.5%	75
Black or African American	6.9%	54
Two or More Races	1.6%	12
Native Hawaiian or Other Pacific Islander	0.2%	2
American Indian or Alaska Native	0.2%	2

Occupation Gender Breakdown



	% of Jobs	Jobs
Males	54.8%	430
Females	45.2%	354

National Educational Attainment



	% of Jobs
● Less than high school diploma	9.0%
● High school diploma or equivalent	36.3%
● Some college, no degree	26.0%
● Associate's degree	11.4%
● Bachelor's degree	13.6%
● Master's degree	3.1%
● Doctoral or professional degree	0.7%

Occupational Programs



0 Programs

Of the programs that can train for this job, 0 have produced completions in the last 5 years.



0 Completions (2021)

The completions from all regional institutions for all degree types.



128 Openings (2021)

The average number of openings for an occupation in the region is 74.

Not enough data to show the Top Programs section.

Not enough data to show the Top Schools section.

Appendix A

Inspectors, Testers, Sorters, Samplers, and Weighers (SOC 51-9061):

Inspect, test, sort, sample, or weigh nonagricultural raw materials or processed, machined, fabricated, or assembled parts or products for defects, wear, and deviations from specifications. May use precision measuring instruments and complex test equipment.

Sample of Reported Job Titles:

Quality Control Inspector (QC Inspector)

Tester

Sorter

Inspector

Quality Inspector

Fabrication Inspector

Welding Inspector

QC Technician (Quality Control Technician)

QA Inspector (Quality Assurance Inspector)

Pipe Inspector

Related O*NET Occupation:

Inspectors, Testers, Sorters, Samplers, and Weighers (51-9061.00)