

Forest and Conservation Technicians in 2 California Counties

Contents

What is Lightcast Data?	1
Report Parameters	2
Executive Summary	3
Jobs	4
Compensation	7
Job Posting Activity	8
Demographics	12
Occupational Programs	15
Appendix A	16

What is Lightcast Data?

Lightcast data is a hybrid dataset derived from official government sources such as the US Census Bureau, Bureau of Economic Analysis, and Bureau of Labor Statistics. Leveraging the unique strengths of each source, our data modeling team creates an authoritative dataset that captures more than 99% of all workers in the United States. This core offering is then enriched with data from online social profiles, resumé, and job postings to give you a complete view of the workforce.

Lightcast data is frequently cited in major publications such as *The Atlantic*, *Forbes*, *Harvard Business Review*, *The New York Times*, *The Wall Street Journal*, and *USA Today*.



Report Parameters

1 Occupation

19-4071 Forest and Conservation Technicians

2 Counties

6079 San Luis Obispo County, CA

6083 Santa Barbara County, CA

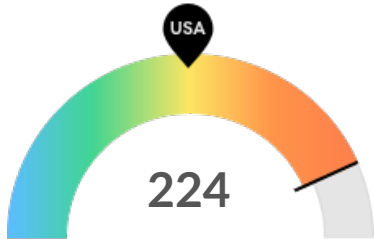
Class of Worker

QCEW Employees, Non-QCEW Employees, and Self-Employed

The information in this report pertains to the chosen occupation and geographical areas.

Executive Summary

Aggressive Job Posting Demand Over a Deep Supply of Regional Jobs



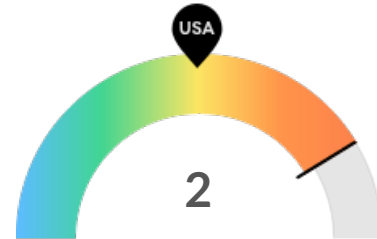
Jobs (2023)

Your area is a hotspot for this kind of job. The national average for an area this size is 77* employees, while there are 224 here.



Compensation

Earnings are about average in your area. The national median salary for Forest and Conservation Technicians is \$39,303, compared to \$39,885 here.



Job Posting Demand

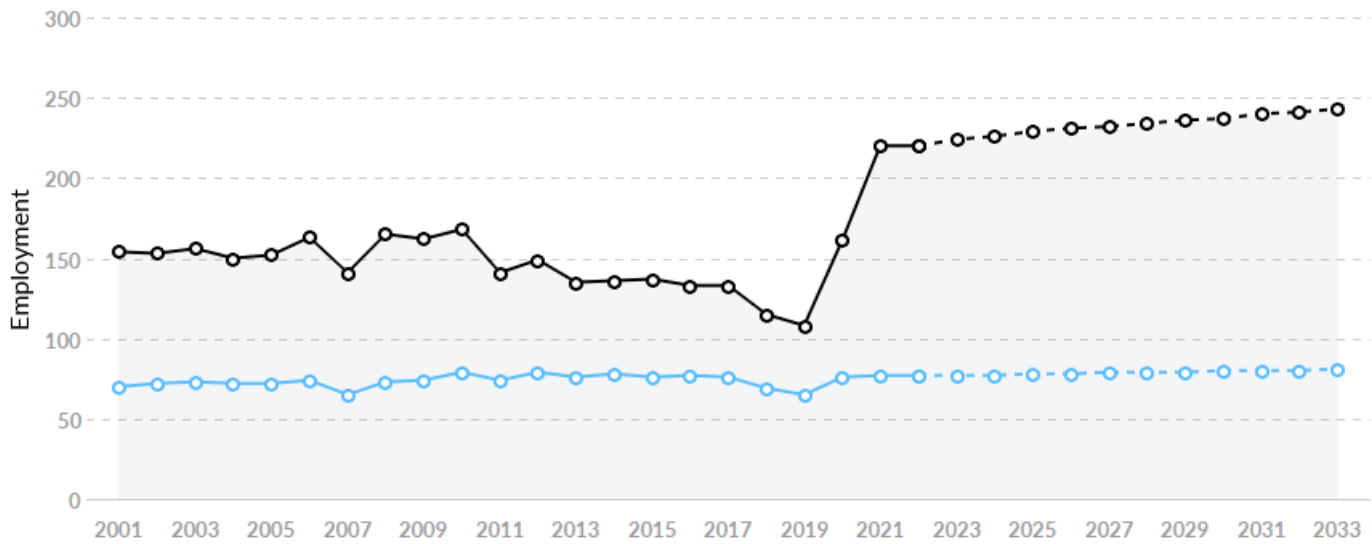
Job posting activity is high in your area. The national average for an area this size is 1* job posting/mo, while there are 2 here.

*National average values are derived by taking the national value for Forest and Conservation Technicians and scaling it down to account for the difference in overall workforce size between the nation and your area. In other words, the values represent the national average adjusted for region size.

Jobs

Regional Employment Is Higher Than the National Average

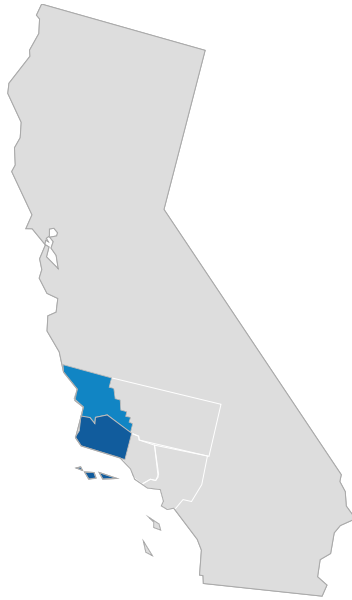
An average area of this size typically has 77* jobs, while there are 224 here. This higher than average supply of jobs may make it easier for workers in this field to find employment in your area.



Region	2023 Jobs	2033 Jobs	Change	% Change
● 2 California Counties	224	243	19	8.4%
● National Average	77	81	4	4.5%

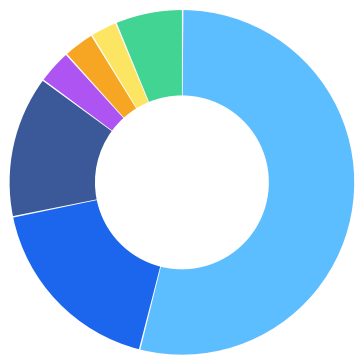
*National average values are derived by taking the national value for Forest and Conservation Technicians and scaling it down to account for the difference in overall workforce size between the nation and your area. In other words, the values represent the national average adjusted for region size.

Regional Breakdown



County	2023 Jobs
Santa Barbara County, CA	139
San Luis Obispo County, CA	85

Most Jobs are Found in the Federal Government, Civilian Industry Sector

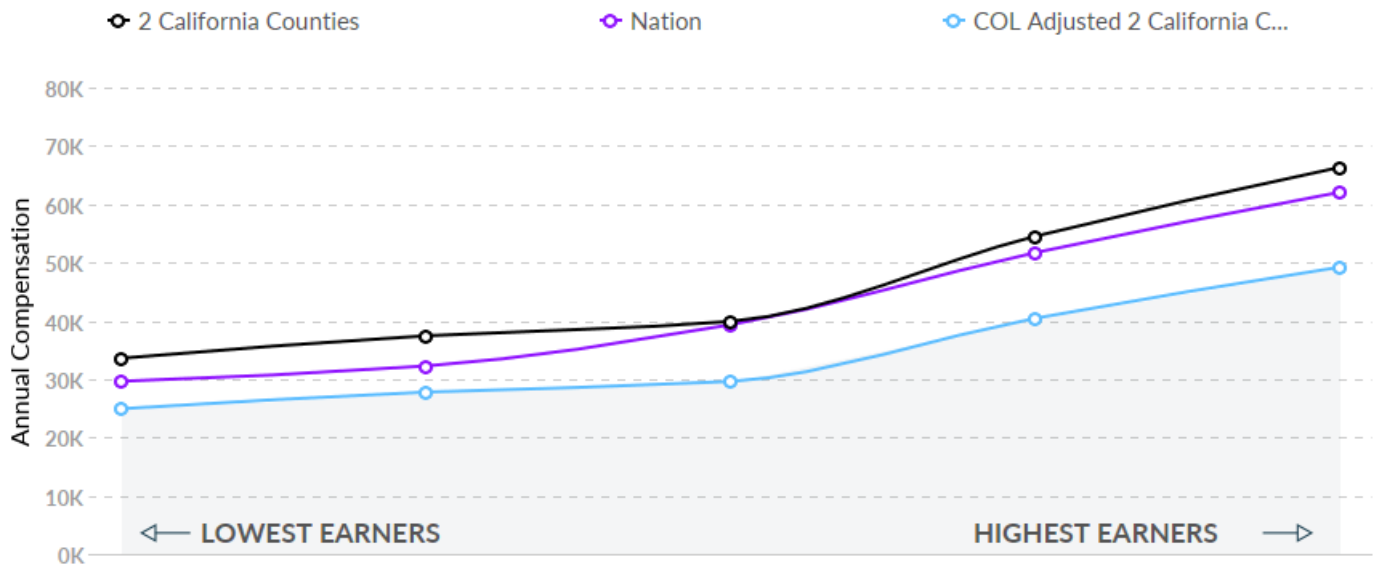


Industry	% of Occupation in Industry (2023)
 Federal Government, Civilian	53.9%
 State Government, Excluding Education and Hospitals	17.8%
 Local Government, Excluding Education and Hospitals	13.3%
 Education and Hospitals (State Government)	3.2%
 Crop Production	2.9%
 Management, Scientific, and Technical Consulting Services	2.5%
 Other	6.3%

Compensation

Regional Compensation Is 1% Higher Than National Compensation

For Forest and Conservation Technicians, the 2021 median wage in your area is \$39,885, while the national median wage is \$39,303.



Job Posting Activity



13 Unique Job Postings

The number of unique postings for this job from Jan 2023 to Jun 2023.



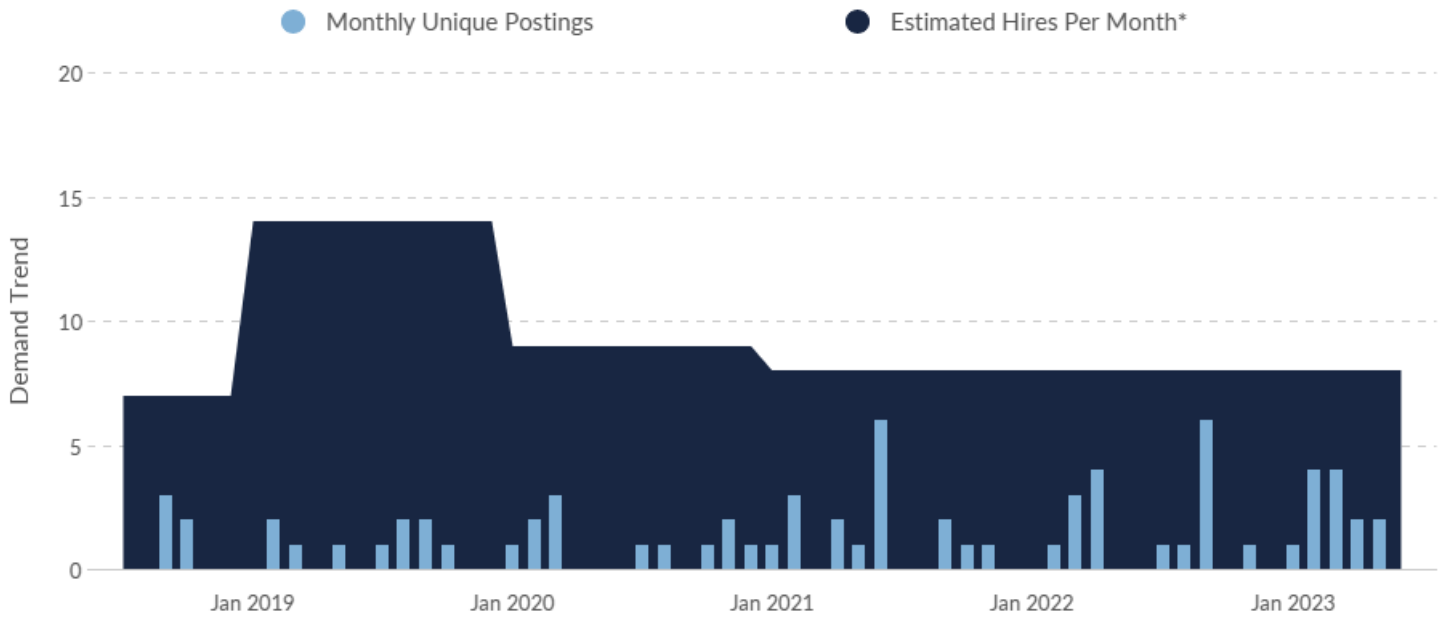
7 Employers Competing

All employers in the region who posted for this job from Jan 2023 to Jun 2023.



29 Day Median Duration

Posting duration is 4 days shorter than what's typical in the region.



Occupation	Avg Monthly Postings (Jan 2023 - Jun 2023)	Avg Monthly Hires (Jan 2023 - Jun 2023)
Forest and Conservation Technicians	2	8

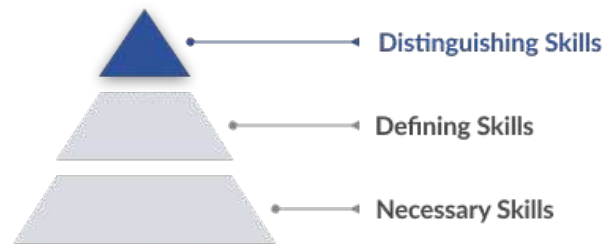
*A hire is reported by the Quarterly Workforce Indicators when an individual's Social Security Number appears on a company's payroll and was not there the quarter before. Lightcast hires are calculated using a combination of Lightcast jobs data, information on separation rates from the Bureau of Labor Statistics (BLS), and industry-based hires data from the Census Bureau.

Top Companies	Unique Postings
United States Forest Service	3
Robert Half	2
State of California	2
United Way Of Santa Barbara C...	2
County Of San Luis Obispo	1
United Ground Express	1

Top Job Titles	Unique Postings
Forestry Technicians	4
Run Leads	2
Senate Aides	2
Barbacks	1
Conservation Technicians	1
Park Rangers	1
Squad Leaders	1
Supervisory Forestry Technicians	1

Top Distinguishing Skills by Demand

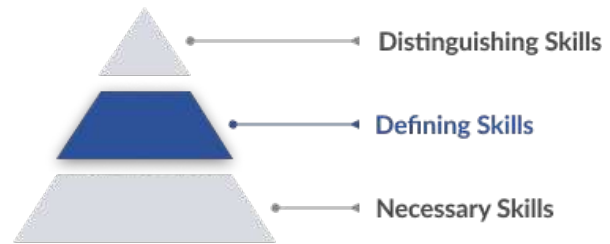
An occupation's Distinguishing Skills are the advanced skills that are called for occasionally. An employee with these skills is likely more specialized and able to differentiate themselves from others in the same role.



Skill	Salary Boosting	Job Postings Requesting
Wildfire Management		0
Reforestation		0
Silviculture		0
Soil Conservation		0

Top Defining Skills by Demand

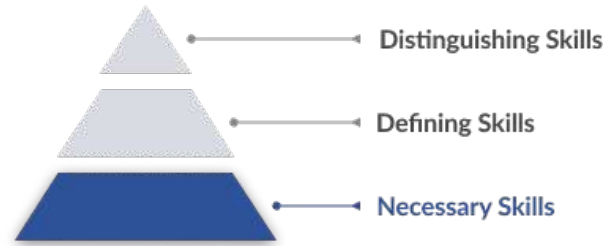
An occupation's Defining Skills represent the day-to-day tasks and responsibilities of the job. An employee needs these skills to qualify for and perform successfully in this occupation.



Skill	Salary Boosting	Job Postings Requesting
Forestry	✗	6
Rangeland Management	✓	4
Valid Driver's License	✗	3
Agriculture	✗	3
Fire Suppression Systems	✗	3
Wildfire Suppression	✗	3
Fire Behavior	✗	1
Forest Engineering	✗	0
Fire Science	✓	0
Fire Management	✗	0

Top Necessary Skills by Demand

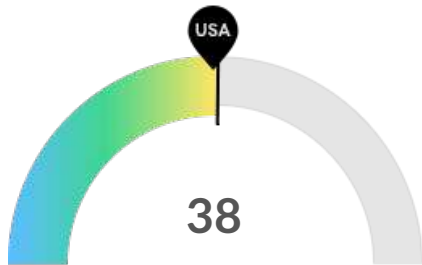
An occupation's Necessary Skills are the specialized skills required for that job and relevant across other similar jobs. An employee needs these skills as building blocks to perform the more complex Defining Skills.



Skill	Salary Boosting	Job Postings Requesting
Incident Command Systems	✘	3
Incident Management	✘	2
Resource Management	✘	2
Fire Prevention	✘	1
Hand Tools	✘	0
Chainsaws	✘	0
Emerging Risk	✘	0
Risk Mitigation	✘	0
Plant Science	✘	0
Auditing	✘	0

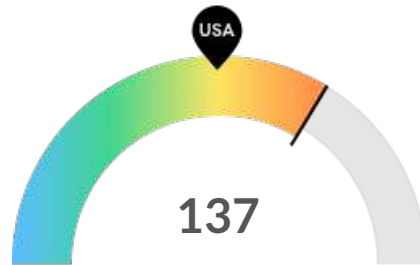
Demographics

Retirement Risk Is About Average, While Overall Diversity Is High



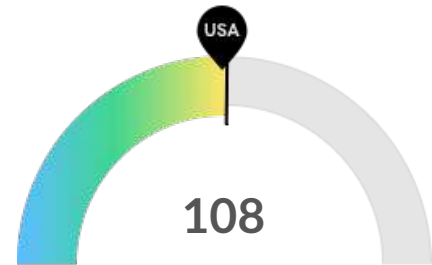
Retiring Soon

Retirement risk is about average in your area. The national average for an area this size is 38* employees 55 or older, while there are 38 here.



Racial Diversity

Racial diversity is high in your area. The national average for an area this size is 85* racially diverse employees, while there are 137 here.

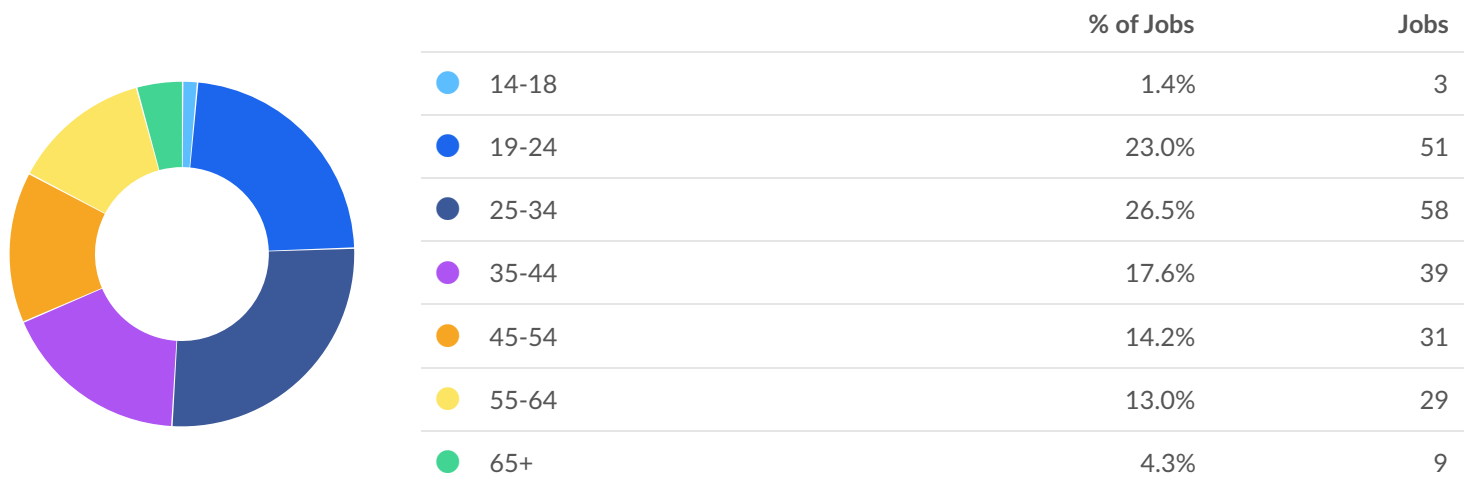


Gender Diversity

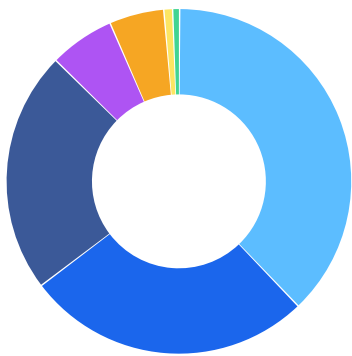
Gender diversity is about average in your area. The national average for an area this size is 107* female employees, while there are 108 here.

*National average values are derived by taking the national value for Forest and Conservation Technicians and scaling it down to account for the difference in overall workforce size between the nation and your area. In other words, the values represent the national average adjusted for region size.

Occupation Age Breakdown

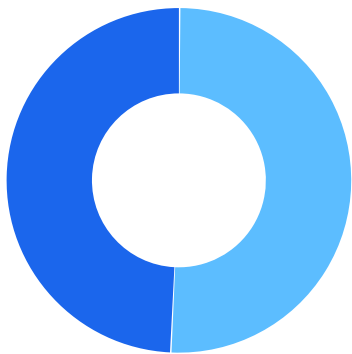


Occupation Race/Ethnicity Breakdown



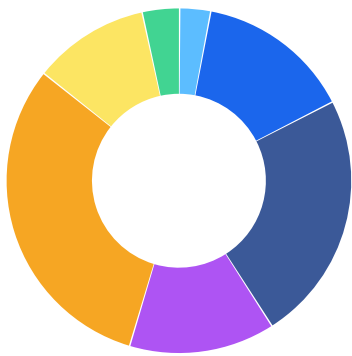
	% of Jobs	Jobs
● White	37.8%	83
● Hispanic or Latino	26.8%	59
● Asian	22.7%	50
● Two or More Races	6.1%	13
● Black or African American	5.1%	11
● American Indian or Alaska Native	0.8%	2
● Native Hawaiian or Other Pacific Islander	0.7%	1

Occupation Gender Breakdown



	% of Jobs	Jobs
● Males	50.7%	111
● Females	49.3%	108

National Educational Attainment



	% of Jobs
● Less than high school diploma	2.9%
● High school diploma or equivalent	14.5%
● Some college, no degree	23.5%
● Associate's degree	13.7%
● Bachelor's degree	31.1%
● Master's degree	10.9%
● Doctoral or professional degree	3.5%

Occupational Programs



2 Programs

Of the programs that can train for this job, 2 have produced completions in the last 5 years.



143 Completions (2021)

The completions from all regional institutions for all degree types.



28 Openings (2021)

The average number of openings for an occupation in the region is 74.

CIP Code	Top Programs	Completions (2021)
03.0299	Environmental/Natural Resources Management and Policy, ...	102 <div style="width: 70%;"></div>
03.0501	Forestry, General	41 <div style="width: 28%;"></div>

Top Schools	Completions (2021)
California Polytechnic State University-San Luis Obispo	143 <div style="width: 100%;"></div>

Appendix A

Forest and Conservation Technicians (SOC 19-4071):

Provide technical assistance regarding the conservation of soil, water, forests, or related natural resources. May compile data pertaining to size, content, condition, and other characteristics of forest tracts under the direction of foresters, or train and lead forest workers in forest propagation and fire prevention and suppression. May assist conservation scientists in managing, improving, and protecting rangelands and wildlife habitats. Excludes Conservation Scientists (19-1031) and Foresters (19-1032).

Sample of Reported Job Titles:

Natural Resources Technician

Forestry Technician (Forestry Tech)

Forestry Aide

Forest Technician

Timber Appraiser

Resource Technician

Biological Science Aide

Grazing Examiner

Grazing Aide

Timber Sale Preparation Forestry Technician (Timber Sale Preparation Forestry Tech)

Related O*NET Occupation:

Forest and Conservation Technicians (19-4071.00)