



First-Line Supervisors of Firefighting and Prevention Workers in 2 California Counties

Contents

What is Lightcast Data?	1
Report Parameters	2
Executive Summary	3
Jobs	4
Compensation	6
Job Posting Activity	7
Demographics	11
Occupational Programs	14
Appendix A	15

What is Lightcast Data?

Lightcast data is a hybrid dataset derived from official government sources such as the US Census Bureau, Bureau of Economic Analysis, and Bureau of Labor Statistics. Leveraging the unique strengths of each source, our data modeling team creates an authoritative dataset that captures more than 99% of all workers in the United States. This core offering is then enriched with data from online social profiles, resumé, and job postings to give you a complete view of the workforce.

Lightcast data is frequently cited in major publications such as *The Atlantic*, *Forbes*, *Harvard Business Review*, *The New York Times*, *The Wall Street Journal*, and *USA Today*.



Report Parameters

1 Occupation

33-1021 First-Line Supervisors of Firefighting and Prevention Workers

2 Counties

6079 San Luis Obispo County, CA

6083 Santa Barbara County, CA

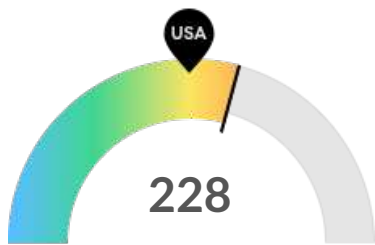
Class of Worker

QCEW Employees, Non-QCEW Employees, and Self-Employed

The information in this report pertains to the chosen occupation and geographical areas.

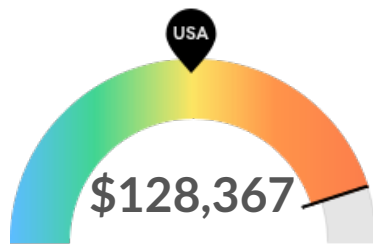
Executive Summary

Average Job Posting Demand Over a Deep Supply of Regional Jobs



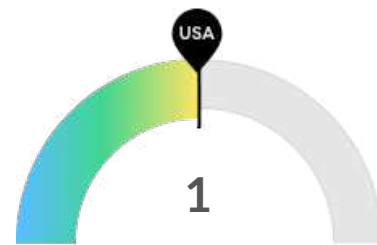
Jobs (2023)

Your area is a hotspot for this kind of job. The national average for an area this size is 180* employees, while there are 228 here.



Compensation

Earnings are high in your area. The national median salary for First-Line Supervisors of Firefighting and Prevention Workers is \$78,229, compared to \$128,367 here.



Job Posting Demand

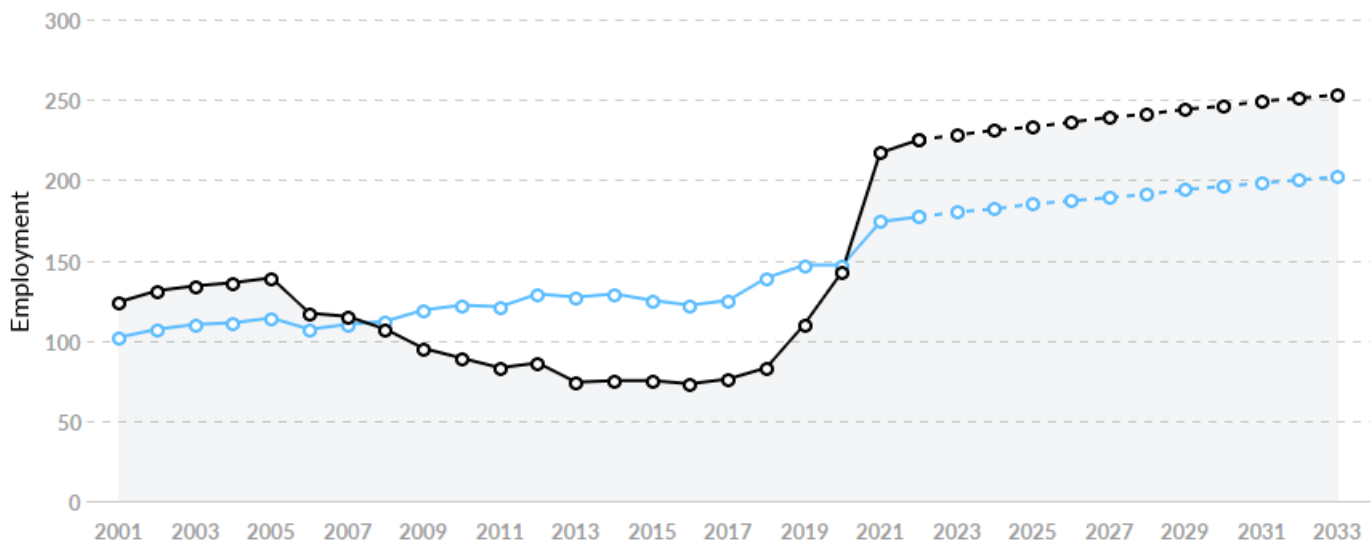
Job posting activity is about average in your area. The national average for an area this size is 1* job posting/mo, while there is 1 here.

*National average values are derived by taking the national value for First-Line Supervisors of Firefighting and Prevention Workers and scaling it down to account for the difference in overall workforce size between the nation and your area. In other words, the values represent the national average adjusted for region size.

Jobs

Regional Employment Is Higher Than the National Average

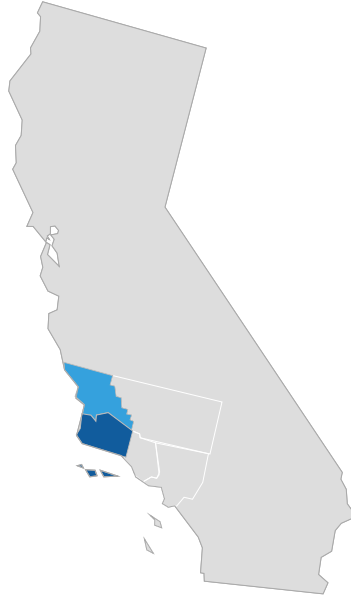
An average area of this size typically has 180* jobs, while there are 228 here. This higher than average supply of jobs may make it easier for workers in this field to find employment in your area.



Region	2023 Jobs	2033 Jobs	Change	% Change
● 2 California Counties	228	253	26	11.3%
● National Average	180	202	23	12.6%

*National average values are derived by taking the national value for First-Line Supervisors of Firefighting and Prevention Workers and scaling it down to account for the difference in overall workforce size between the nation and your area. In other words, the values represent the national average adjusted for region size.

Regional Breakdown



County	2023 Jobs
Santa Barbara County, CA	167
San Luis Obispo County, CA	61

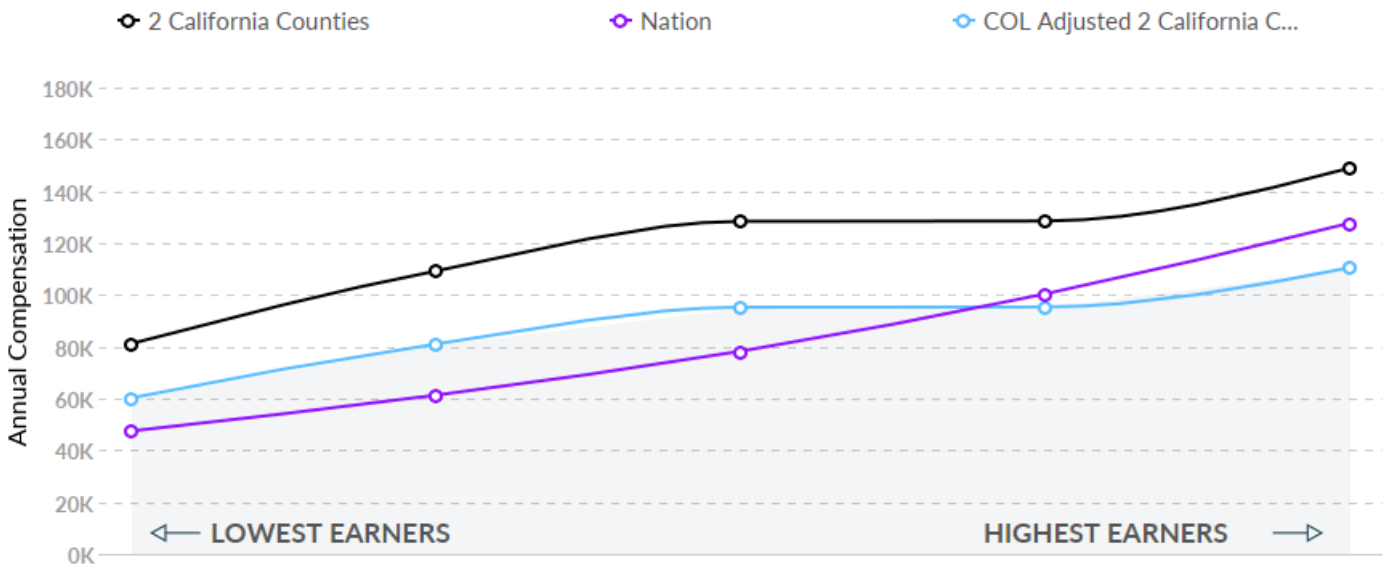
Most Jobs are Found in the Local Government, Excluding Education and Hospitals Industry Sector



Compensation

Regional Compensation Is 64% Higher Than National Compensation

For First-Line Supervisors of Firefighting and Prevention Workers, the 2021 median wage in your area is \$128,367, while the national median wage is \$78,229.



Job Posting Activity



7 Unique Job Postings

The number of unique postings for this job from Jan 2023 to Jun 2023.



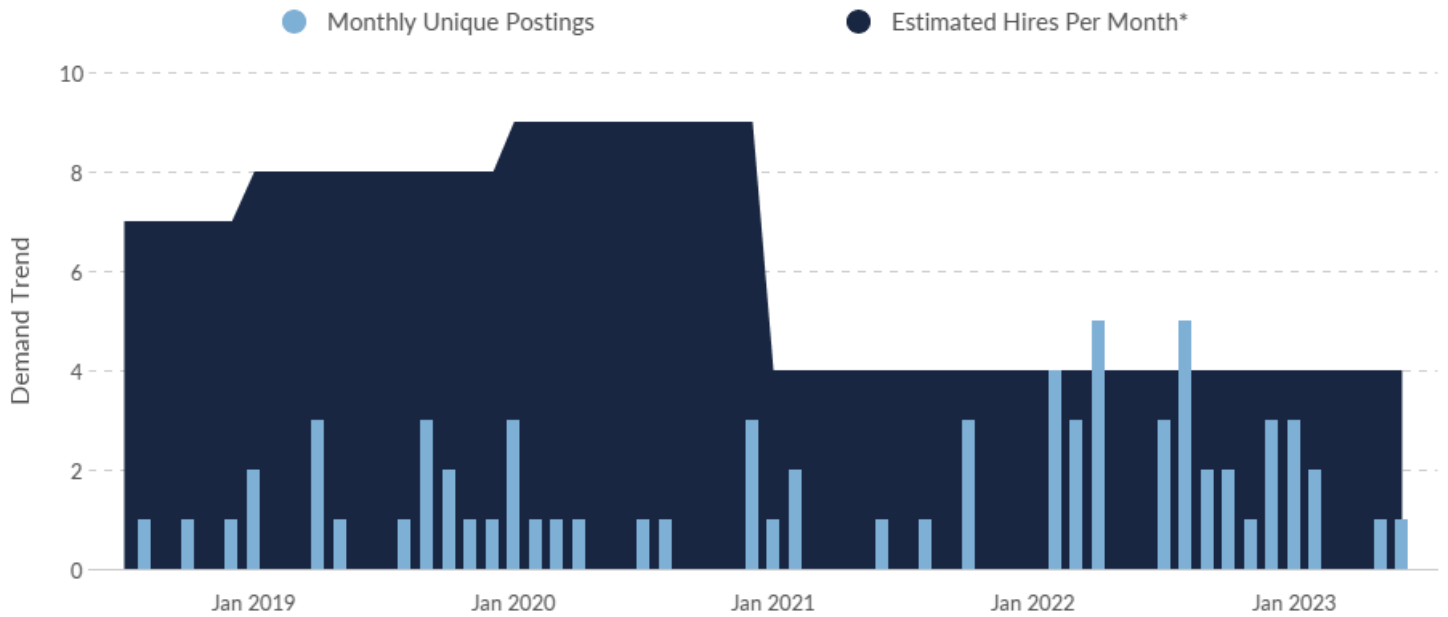
7 Employers Competing

All employers in the region who posted for this job from Jan 2023 to Jun 2023.



21 Day Median Duration

Posting duration is 12 days shorter than what's typical in the region.



Occupation	Avg Monthly Postings (Jan 2023 - Jun 2023)	Avg Monthly Hires (Jan 2023 - Jun 2023)
First-Line Supervisors of Firefighting and Prevention Workers	1	4

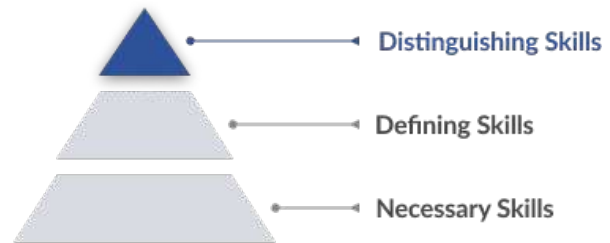
*A hire is reported by the Quarterly Workforce Indicators when an individual's Social Security Number appears on a company's payroll and was not there the quarter before. Lightcast hires are calculated using a combination of Lightcast jobs data, information on separation rates from the Bureau of Labor Statistics (BLS), and industry-based hires data from the Census Bureau.

Top Companies	Unique Postings
City Of Santa Barbara	1
County Of San Luis Obispo	1
County Santa Barbara Health	1
United States Forest Service	1
Witt O Briens	1
Witt O'Brien's	1

Top Job Titles	Unique Postings
Incident Commanders	2
Battalion Chiefs	1
Chief Deputy Assessors	1
Deputy Public Guardians	1
Fire Battalion Chiefs	1
Fire Management Officers	1

Top Distinguishing Skills by Demand

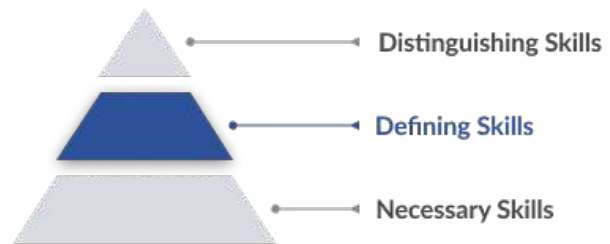
An occupation's Distinguishing Skills are the advanced skills that are called for occasionally. An employee with these skills is likely more specialized and able to differentiate themselves from others in the same role.



Skill	Salary Boosting	Job Postings Requesting
Certified Fire Inspector II		0
Certified Fire Officer I		0
Certified Fire Officer II		0
Certified Fire Inspector I		0

Top Defining Skills by Demand

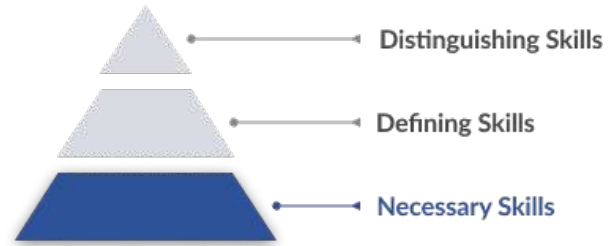
An occupation's Defining Skills represent the day-to-day tasks and responsibilities of the job. An employee needs these skills to qualify for and perform successfully in this occupation.



Skill	Salary Boosting	Job Postings Requesting
Fire Suppression Systems	✓	2
Valid Driver's License	✗	1
Firefighting	✗	1
Fire Prevention	✗	1
Fire Science	✓	0
Fire Investigation	✗	0

Top Necessary Skills by Demand

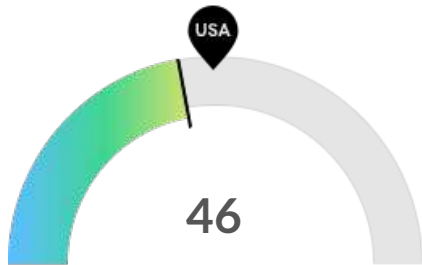
An occupation's Necessary Skills are the specialized skills required for that job and relevant across other similar jobs. An employee needs these skills as building blocks to perform the more complex Defining Skills.



Skill	Salary Boosting	Job Postings Requesting
Incident Command Systems	✘	4
Construction	✘	1
Emergency Management	✘	1
Performance Appraisal	✘	1
Fire Safety	✘	1
Public Administration	✘	1
Incident Management	✘	1
Emergency Response	✘	0
Fire Protection	✘	0
Fire Service	✘	0

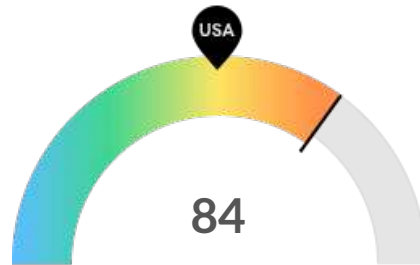
Demographics

Retirement Risk Is Low, While Overall Diversity Is High



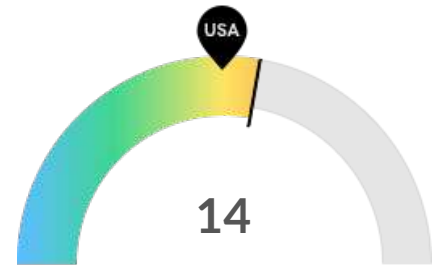
Retiring Soon

Retirement risk is low in your area. The national average for an area this size is 54* employees 55 or older, while there are 46 here.



Racial Diversity

Racial diversity is high in your area. The national average for an area this size is 48* racially diverse employees, while there are 84 here.

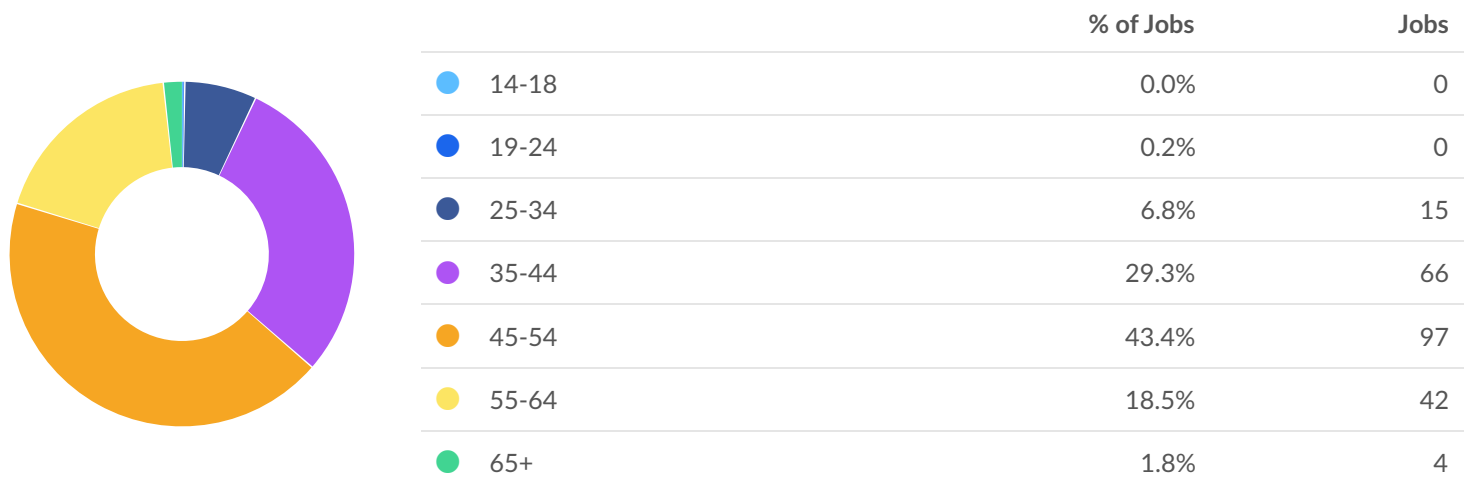


Gender Diversity

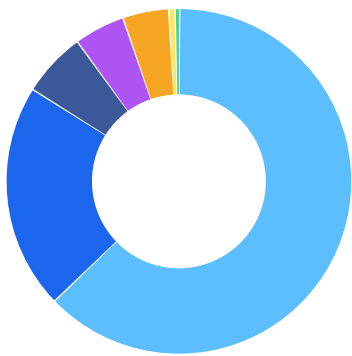
Gender diversity is high in your area. The national average for an area this size is 12* female employees, while there are 14 here.

*National average values are derived by taking the national value for First-Line Supervisors of Firefighting and Prevention Workers and scaling it down to account for the difference in overall workforce size between the nation and your area. In other words, the values represent the national average adjusted for region size.

Occupation Age Breakdown

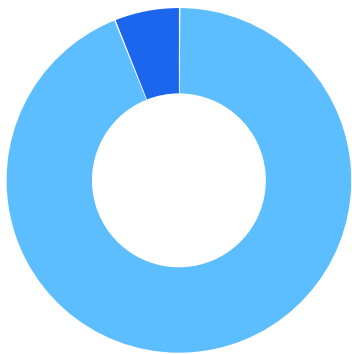


Occupation Race/Ethnicity Breakdown



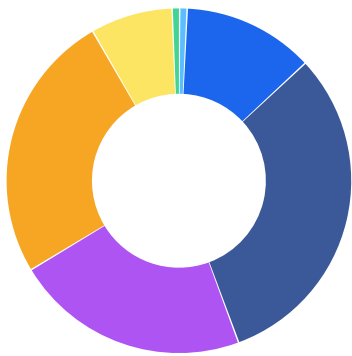
	% of Jobs	Jobs
White	62.7%	141
Hispanic or Latino	21.1%	47
Two or More Races	6.1%	14
Black or African American	4.8%	11
Asian	4.3%	10
American Indian or Alaska Native	0.6%	1
Native Hawaiian or Other Pacific Islander	0.4%	1

Occupation Gender Breakdown



	% of Jobs	Jobs
Males	93.9%	211
Females	6.1%	14

National Educational Attainment



	% of Jobs
● Less than high school diploma	0.7%
● High school diploma or equivalent	12.3%
● Some college, no degree	31.3%
● Associate's degree	22.0%
● Bachelor's degree	25.3%
● Master's degree	7.7%
● Doctoral or professional degree	0.7%

Occupational Programs



5 Programs

Of the programs that can train for this job, 5 have produced completions in the last 5 years.



358 Completions (2021)

The completions from all regional institutions for all degree types.



23 Openings (2021)

The average number of openings for an occupation in the region is 74.

CIP Code	Top Programs	Completions (2021)
51.0904	Emergency Medical Technology/Technician (EMT Paramedic)	208
43.0201	Fire Prevention and Safety Technology/Technician	71
43.0203	Fire Science/Fire-fighting	63
43.0299	Fire Protection, Other	16

Top Schools	Completions (2021)
Allan Hancock College	203
Cuesta College	139
California Polytechnic State University-San Luis Obispo	16

Appendix A

First-Line Supervisors of Firefighting and Prevention Workers (SOC 33-1021):

Directly supervise and coordinate activities of workers engaged in firefighting and fire prevention and control.

Sample of Reported Job Titles:

- Fire Lieutenant
- Single Resource Boss
- Operations Chief
- Hotshot Superintendent
- Fire Supervisor
- Fire Prevention Chief
- Fire Chief
- District Fire Management Officer
- Crew Boss
- Battalion Chief

Related O*NET Occupation:

First-Line Supervisors of Firefighting and Prevention Workers (33-1021.00)