



# Environmental Scientists and Specialists, Including Health in 2 California Counties

# Contents

What is Lightcast Data? .....	1
Report Parameters .....	2
Executive Summary .....	3
Jobs .....	4
Compensation .....	7
Job Posting Activity .....	8
Demographics .....	12
Occupational Programs .....	15
Appendix A .....	17

## What is Lightcast Data?

Lightcast data is a hybrid dataset derived from official government sources such as the US Census Bureau, Bureau of Economic Analysis, and Bureau of Labor Statistics. Leveraging the unique strengths of each source, our data modeling team creates an authoritative dataset that captures more than 99% of all workers in the United States. This core offering is then enriched with data from online social profiles, resumé, and job postings to give you a complete view of the workforce.

Lightcast data is frequently cited in major publications such as *The Atlantic*, *Forbes*, *Harvard Business Review*, *The New York Times*, *The Wall Street Journal*, and *USA Today*.



## Report Parameters

### 1 Occupation

19-2041 Environmental Scientists and Specialists, Including Health

---

### 2 Counties

6079 San Luis Obispo County, CA

6083 Santa Barbara County, CA

---

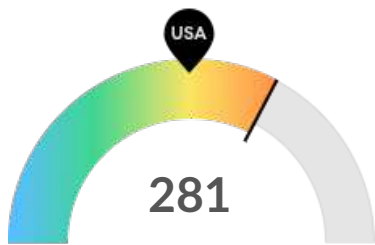
### Class of Worker

QCEW Employees, Non-QCEW Employees, and Self-Employed

The information in this report pertains to the chosen occupation and geographical areas.

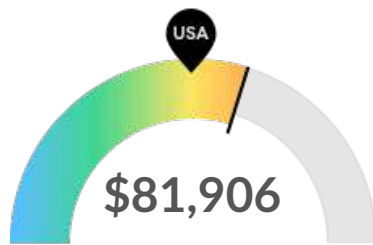
## Executive Summary

### Aggressive Job Posting Demand Over a Deep Supply of Regional Jobs



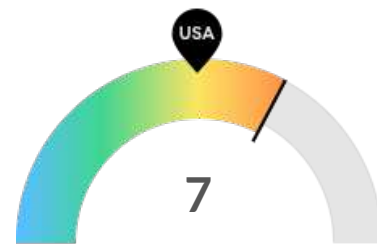
**Jobs (2023)**

Your area is a hotspot for this kind of job. The national average for an area this size is 183\* employees, while there are 281 here.



**Compensation**

Earnings are high in your area. The national median salary for Environmental Scientists and Specialists, Including Health is \$76,515, compared to \$81,906 here.



**Job Posting Demand**

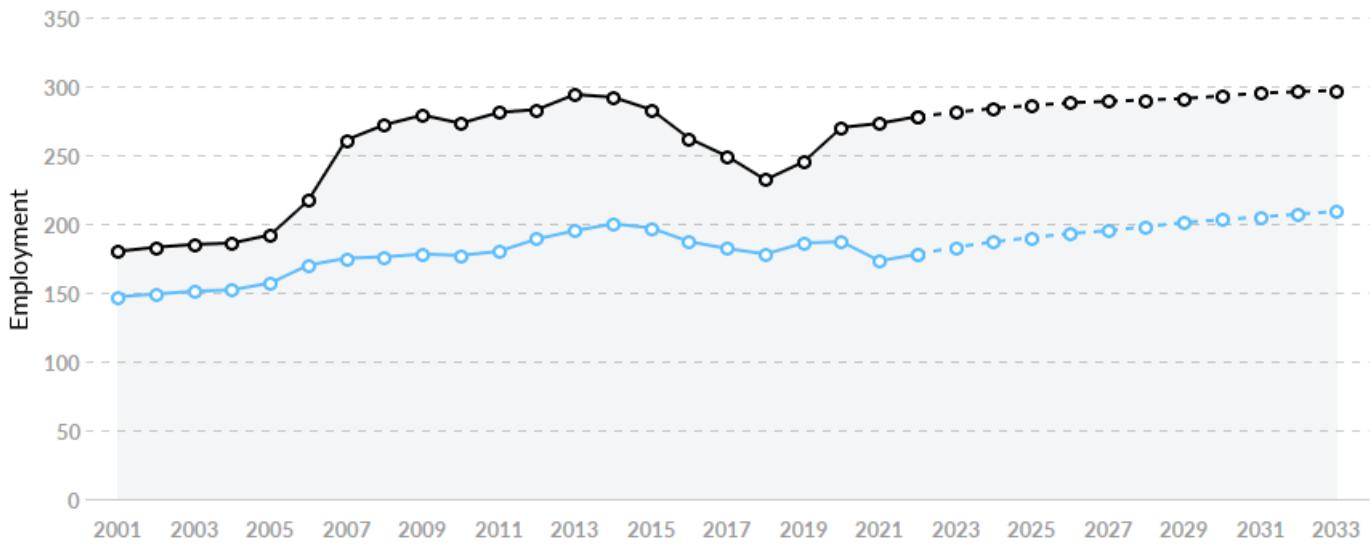
Job posting activity is high in your area. The national average for an area this size is 4\* job postings/mo, while there are 7 here.

\*National average values are derived by taking the national value for Environmental Scientists and Specialists, Including Health and scaling it down to account for the difference in overall workforce size between the nation and your area. In other words, the values represent the national average adjusted for region size.

# Jobs

## Regional Employment Is Higher Than the National Average

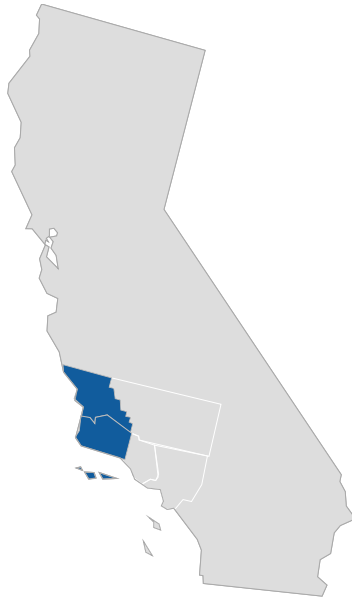
An average area of this size typically has 183\* jobs, while there are 281 here. This higher than average supply of jobs may make it easier for workers in this field to find employment in your area.



Region	2023 Jobs	2023 Jobs	Change	% Change
● 2 California Counties	281	297	16	5.7%
● National Average	183	209	26	13.9%

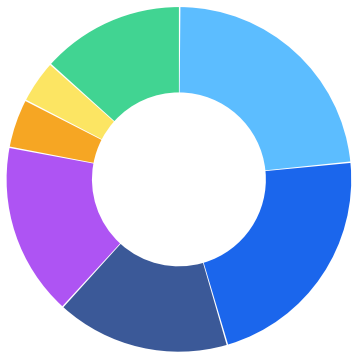
\*National average values are derived by taking the national value for Environmental Scientists and Specialists, Including Health and scaling it down to account for the difference in overall workforce size between the nation and your area. In other words, the values represent the national average adjusted for region size.

## Regional Breakdown



County	2023 Jobs
Santa Barbara County, CA	146
San Luis Obispo County, CA	135

## Most Jobs are Found in the Architectural, Engineering, and Related Services Industry Sector



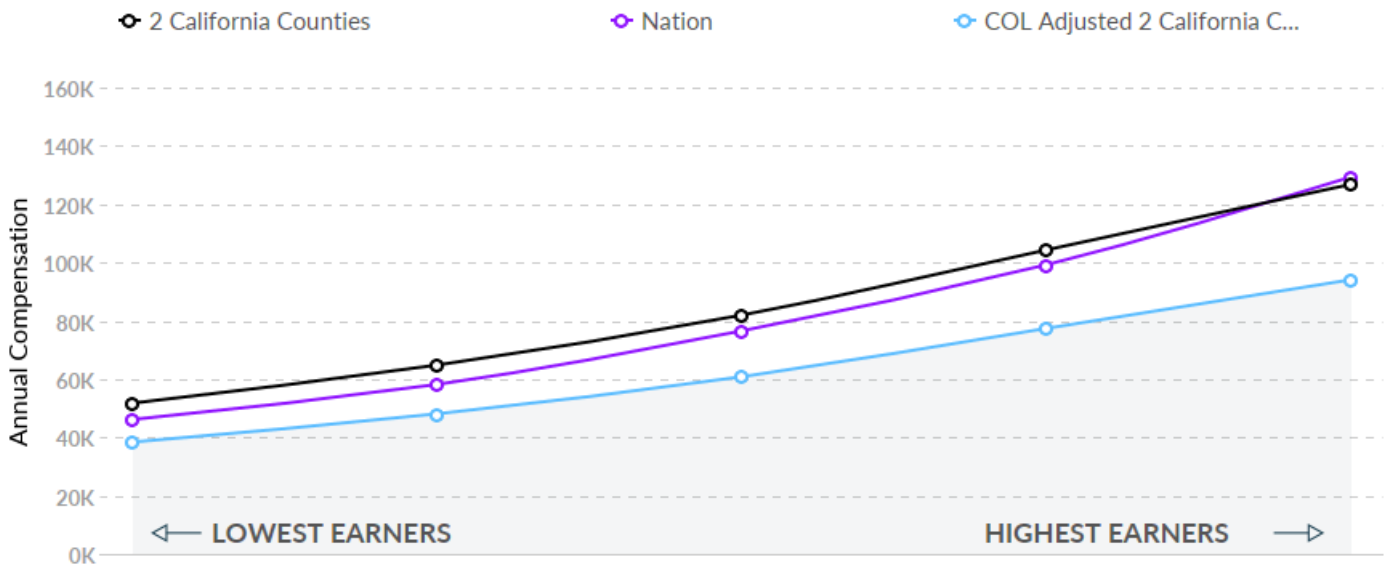
Industry	% of Occupation in Industry (2023)
Architectural, Engineering, and Related Services	23.3%
Local Government, Excluding Education and Hospitals	22.1%
State Government, Excluding Education and Hospitals	16.3%
Management, Scientific, and Technical Consulting Services	16.2%
Education and Hospitals (State Government)	4.6%
Federal Government, Civilian	4.1%
Other	13.4%



# Compensation

## Regional Compensation Is 7% Higher Than National Compensation

For Environmental Scientists and Specialists, Including Health, the 2021 median wage in your area is \$81,906, while the national median wage is \$76,515.



# Job Posting Activity



**40 Unique Job Postings**

The number of unique postings for this job from Jan 2023 to Jun 2023.



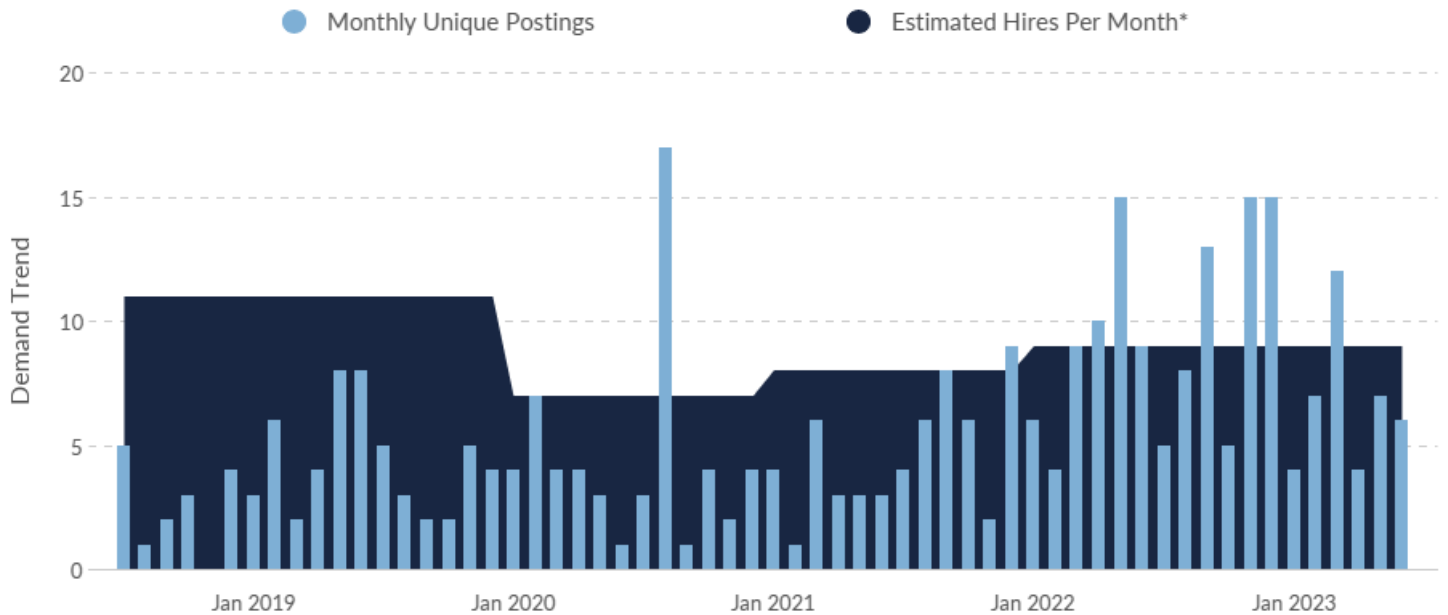
**15 Employers Competing**

All employers in the region who posted for this job from Jan 2023 to Jun 2023.



**45 Day Median Duration**

Posting duration is 12 days longer than what's typical in the region.



Occupation	Avg Monthly Postings (Jan 2023 - Jun 2023)	Avg Monthly Hires (Jan 2023 - Jun 2023)
Environmental Scientists and Specialists, Including Health	7	9

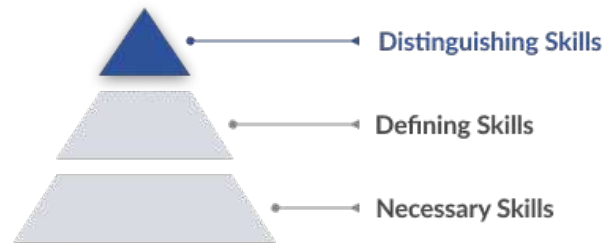
\*A hire is reported by the Quarterly Workforce Indicators when an individual's Social Security Number appears on a company's payroll and was not there the quarter before. Lightcast hires are calculated using a combination of Lightcast jobs data, information on separation rates from the Bureau of Labor Statistics (BLS), and industry-based hires data from the Census Bureau.

Top Companies	Unique Postings
State of California	6
Stantec	4
Rincon Consultants	3
University of California	3
Geosyntec Consultants	2
Rural Community Assistance Co...	2
Swca Environmental Consultants	2
Tetra Tech	2
California State Water Resource...	1
Cardinal Point Captains	1

Top Job Titles	Unique Postings
Environmental Scientists	24
Environmental Planners	7
Rural Development Specialists	2
Data Science Specialists	1
Environmental Education Specia...	1
Environmental Permitting Specia...	1
Environmental Protection Specia...	1
Environmental Scientist Supervi...	1

## Top Distinguishing Skills by Demand

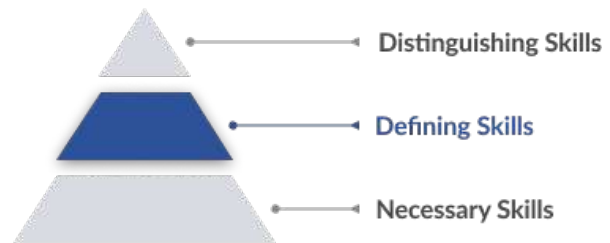
An occupation's Distinguishing Skills are the advanced skills that are called for occasionally. An employee with these skills is likely more specialized and able to differentiate themselves from others in the same role.



Skill	Salary Boosting	Job Postings Requesting
California Environmental Quality Act (CEQA)		15
National Environmental Policy Act		7
Clean Water Act		5
Endangered Species Act		3
Environmental Impact Assessments		1
Hydrogeology		1

## Top Defining Skills by Demand

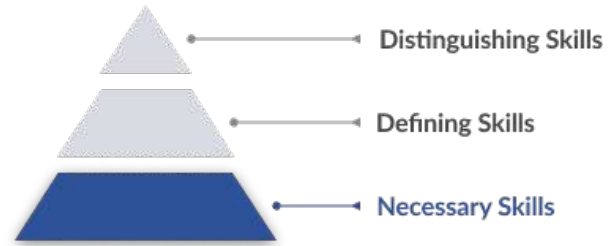
An occupation's Defining Skills represent the day-to-day tasks and responsibilities of the job. An employee needs these skills to qualify for and perform successfully in this occupation.



Skill	Salary Boosting	Job Postings Requesting
Environmental Science	✘	35
Valid Driver's License	✘	16
Environmental Planning	✘	6
Environmental Permitting	✘	5
Environmental Consulting	✘	4
Biology	✘	3
Groundwater	✘	2
Wetland Delineation	✘	1
Site Assessment	✘	0

## Top Necessary Skills by Demand

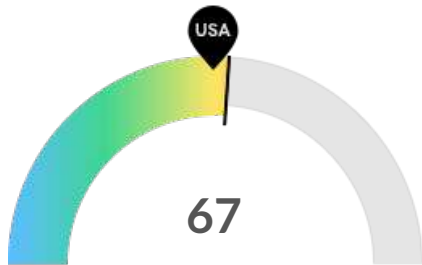
An occupation's Necessary Skills are the specialized skills required for that job and relevant across other similar jobs. An employee needs these skills as building blocks to perform the more complex Defining Skills.



Skill	Salary Boosting	Job Postings Requesting
Project Management	✘	10
Environmental Laws	✘	8
Geographic Information Systems	✘	6
Regulatory Compliance	✘	5
Field Research	✘	5
Data Collection	✘	4
Data Analysis	✘	3
Environmental Engineering	✘	3
Geology	✘	3
Soil Science	✘	3

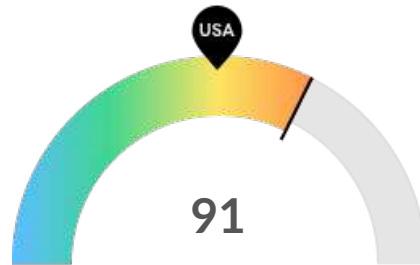
# Demographics

## Retirement Risk Is About Average, While Overall Diversity Is High



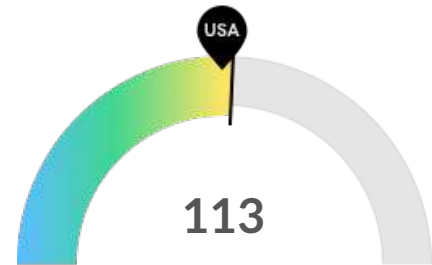
**Retiring Soon**

Retirement risk is about average in your area. The national average for an area this size is 63\* employees 55 or older, while there are 67 here.



**Racial Diversity**

Racial diversity is high in your area. The national average for an area this size is 61\* racially diverse employees, while there are 91 here.

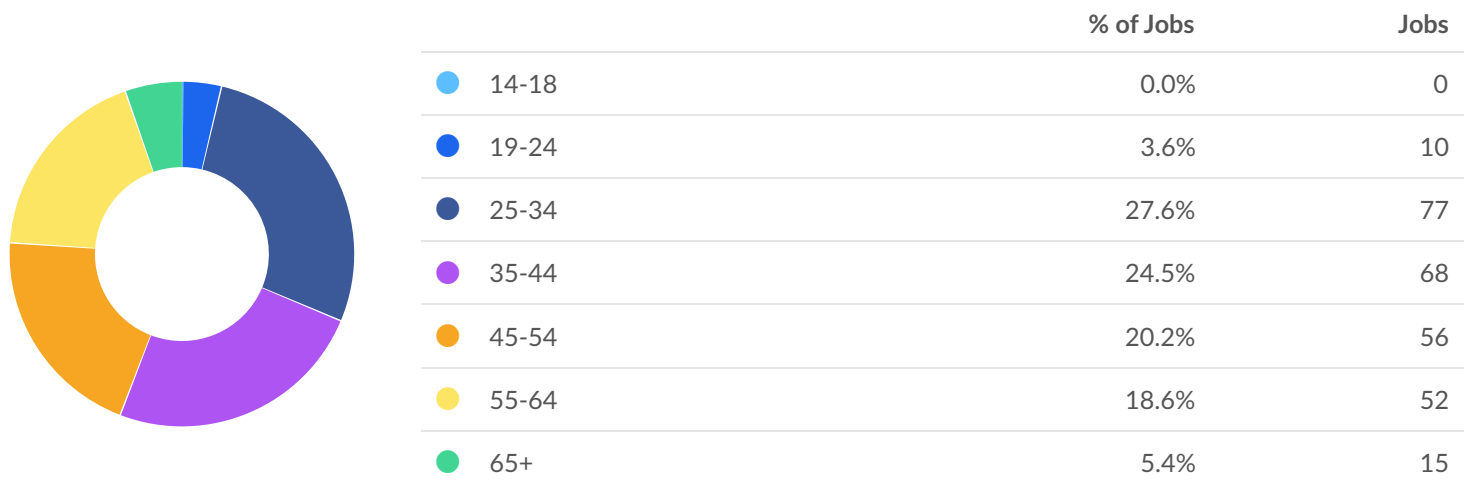


**Gender Diversity**

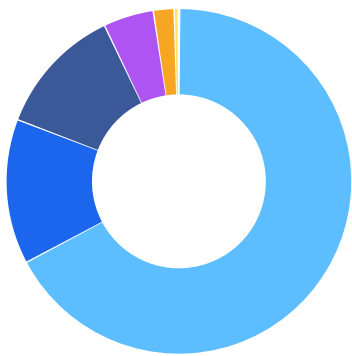
Gender diversity is about average in your area. The national average for an area this size is 109\* female employees, while there are 113 here.

\*National average values are derived by taking the national value for Environmental Scientists and Specialists, Including Health and scaling it down to account for the difference in overall workforce size between the nation and your area. In other words, the values represent the national average adjusted for region size.

## Occupation Age Breakdown

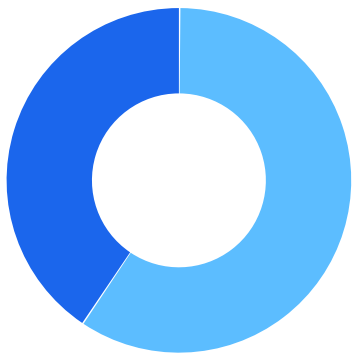


### Occupation Race/Ethnicity Breakdown



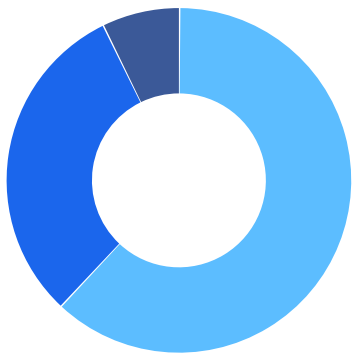
	% of Jobs	Jobs
White	67.2%	187
Hispanic or Latino	13.6%	38
Asian	12.1%	34
Two or More Races	4.7%	13
Black or African American	1.9%	5
American Indian or Alaska Native	0.4%	1
Native Hawaiian or Other Pacific Islander	0.1%	0

### Occupation Gender Breakdown



	% of Jobs	Jobs
Males	59.3%	165
Females	40.7%	113

## National Educational Attainment



	% of Jobs
<span style="color: #00AEEF;">●</span> Bachelor's degree	61.9%
<span style="color: #0056B3;">●</span> Master's degree	30.8%
<span style="color: #003366;">●</span> Doctoral or professional degree	7.3%



# Occupational Programs



## 13 Programs

Of the programs that can train for this job, 13 have produced completions in the last 5 years.



## 2,759 Completions (2021)







The completions from all regional institutions for all degree types.



## 30 Openings (2021)

The average number of openings for an occupation in the region is 74.

CIP Code	Top Programs	Completions (2021)
45.1101	Sociology, General	1,054
45.1001	Political Science and Government, General	535
03.0103	Environmental Studies	377
45.0601	Economics, General	338
40.0501	Chemistry, General	209
03.0104	Environmental Science	103
45.0701	Geography	40
30.3201	Marine Sciences	28
45.0101	Social Sciences, General	27
15.0508	Hazardous Materials Management and Waste Technology/T...	17

Top Schools	Completions (2021)	
University of California-Santa Barbara	1,677	
Santa Barbara City College	396	
California Polytechnic State University-San Luis Obispo	376	
Cuesta College	141	
Allan Hancock College	129	
Westmont College	40	

## Appendix A

### **Environmental Scientists and Specialists, Including Health (SOC 19-2041):**

Conduct research or perform investigation for the purpose of identifying, abating, or eliminating sources of pollutants or hazards that affect either the environment or public health. Using knowledge of various scientific disciplines, may collect, synthesize, study, report, and recommend action based on data derived from measurements or observations of air, food, soil, water, and other sources. Excludes Zoologists and Wildlife Biologists (19-1023), Conservation Scientists (19-1031), Forest and Conservation Technicians (19-4071), Occupational Health and Safety Specialists (19-5011), Fish and Game Wardens (33-3031), and Forest and Conservation Workers (45-4011).

### **Sample of Reported Job Titles:**

- Environmental Analyst
- Environmental Specialist
- Regional Science Advisor
- Policy Research Associate
- Restoration Ecologist
- Watershed Coordinator
- Researcher
- Research Scientist

### **Related O\*NET Occupations:**

- Environmental Scientists and Specialists, Including Health (19-2041.00)
- Climate Change Policy Analysts (19-2041.01)
- Environmental Restoration Planners (19-2041.02)
- Industrial Ecologists (19-2041.03)