

# Architectural and Civil Drafters in 2 California Counties

# Contents

What is Lightcast Data? .....	1
Report Parameters .....	2
Executive Summary .....	3
Jobs .....	4
Compensation .....	7
Job Posting Activity .....	8
Demographics .....	12
Occupational Programs .....	15
Appendix A .....	16

## What is Lightcast Data?

Lightcast data is a hybrid dataset derived from official government sources such as the US Census Bureau, Bureau of Economic Analysis, and Bureau of Labor Statistics. Leveraging the unique strengths of each source, our data modeling team creates an authoritative dataset that captures more than 99% of all workers in the United States. This core offering is then enriched with data from online social profiles, resumé, and job postings to give you a complete view of the workforce.

Lightcast data is frequently cited in major publications such as *The Atlantic*, *Forbes*, *Harvard Business Review*, *The New York Times*, *The Wall Street Journal*, and *USA Today*.



## Report Parameters

### 1 Occupation

17-3011 Architectural and Civil Drafters

---

### 2 Counties

6079 San Luis Obispo County, CA

6083 Santa Barbara County, CA

---

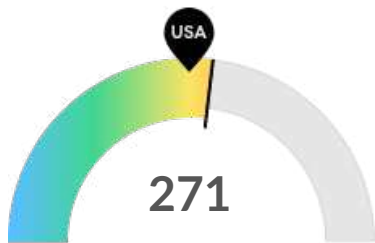
### Class of Worker

QCEW Employees, Non-QCEW Employees, and Self-Employed

The information in this report pertains to the chosen occupation and geographical areas.

## Executive Summary

### Light Job Posting Demand Over a Deep Supply of Regional Jobs



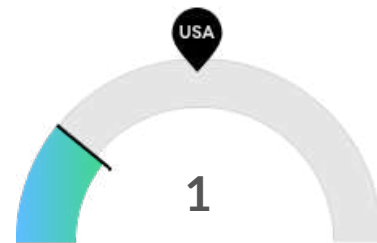
**Jobs (2023)**

Your area is a hotspot for this kind of job. The national average for an area this size is 243\* employees, while there are 271 here.



**Compensation**

Earnings are about average in your area. The national median salary for Architectural and Civil Drafters is \$60,143, compared to \$60,719 here.



**Job Posting Demand**

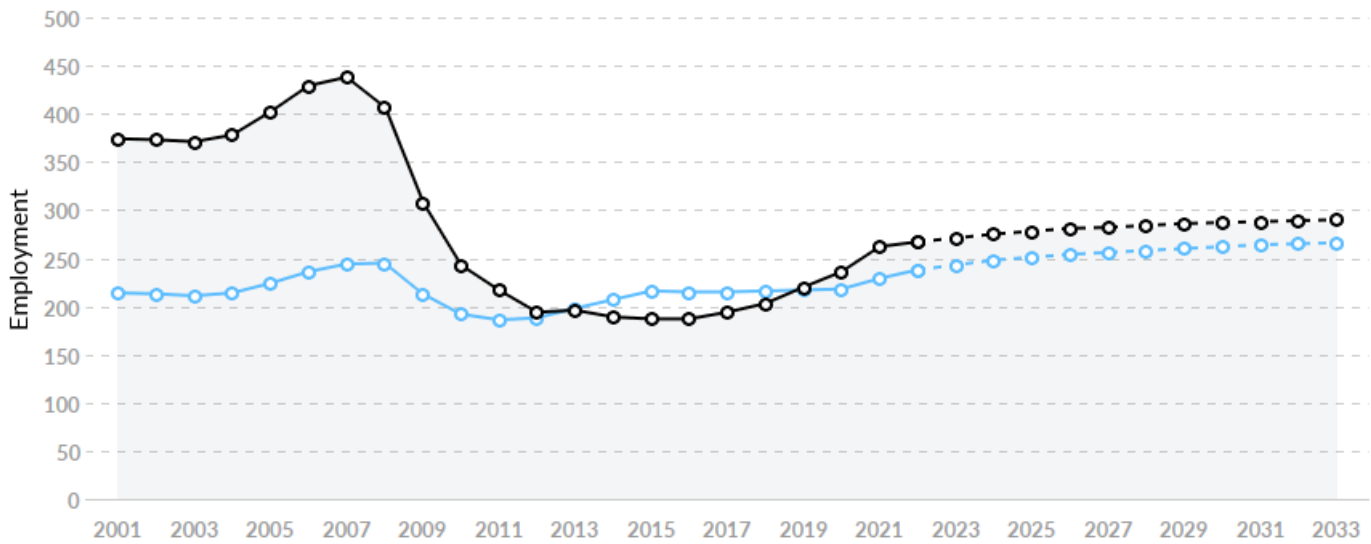
Job posting activity is low in your area. The national average for an area this size is 2\* job postings/mo, while there is 1 here.

\*National average values are derived by taking the national value for Architectural and Civil Drafters and scaling it down to account for the difference in overall workforce size between the nation and your area. In other words, the values represent the national average adjusted for region size.

# Jobs

## Regional Employment Is Higher Than the National Average

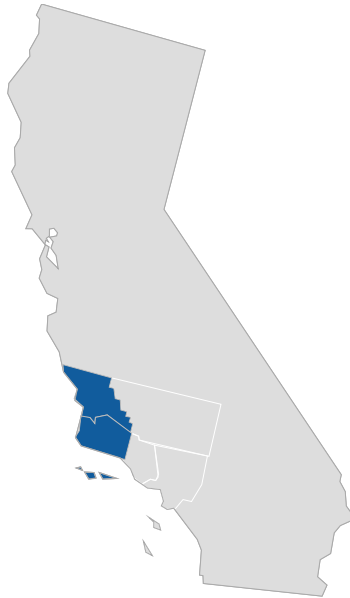
An average area of this size typically has 243\* jobs, while there are 271 here. This higher than average supply of jobs may make it easier for workers in this field to find employment in your area.



Region	2023 Jobs	2033 Jobs	Change	% Change
● 2 California Counties	271	290	18	6.7%
● National Average	243	266	23	9.4%

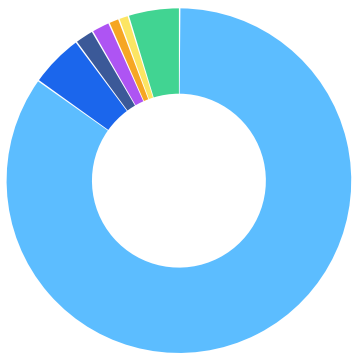
\*National average values are derived by taking the national value for Architectural and Civil Drafters and scaling it down to account for the difference in overall workforce size between the nation and your area. In other words, the values represent the national average adjusted for region size.

## Regional Breakdown



County	2023 Jobs
Santa Barbara County, CA	154
San Luis Obispo County, CA	117

## Most Jobs are Found in the Architectural, Engineering, and Related Services Industry Sector



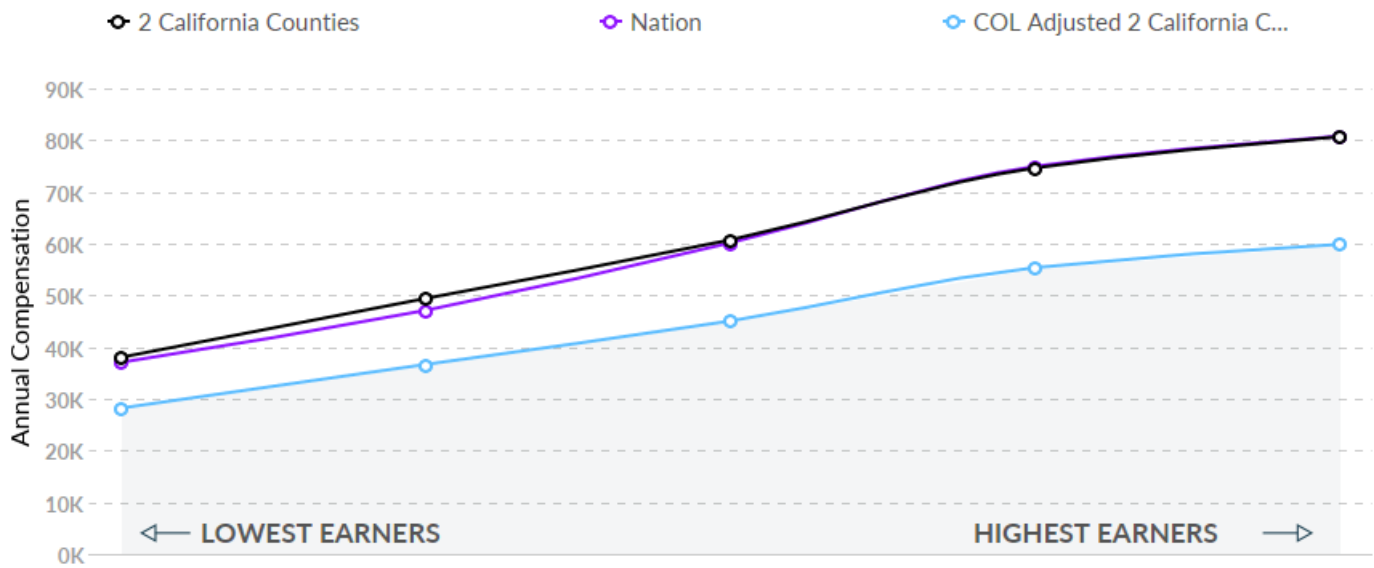
Industry	% of Occupation in Industry (2023)
Architectural, Engineering, and Related Services	84.8%
Residential Building Construction	5.0%
Building Equipment Contractors	1.8%
Nonresidential Building Construction	1.7%
Specialized Design Services	1.0%
Foundation, Structure, and Building Exterior Contractors	0.9%
Other	4.8%



# Compensation

## Regional Compensation Is the Same Cost as the Nation

For Architectural and Civil Drafters, the 2021 median wage in your area is \$60,719, while the national median wage is \$60,143.



# Job Posting Activity



**5 Unique Job Postings**

The number of unique postings for this job from Jan 2023 to Jun 2023.



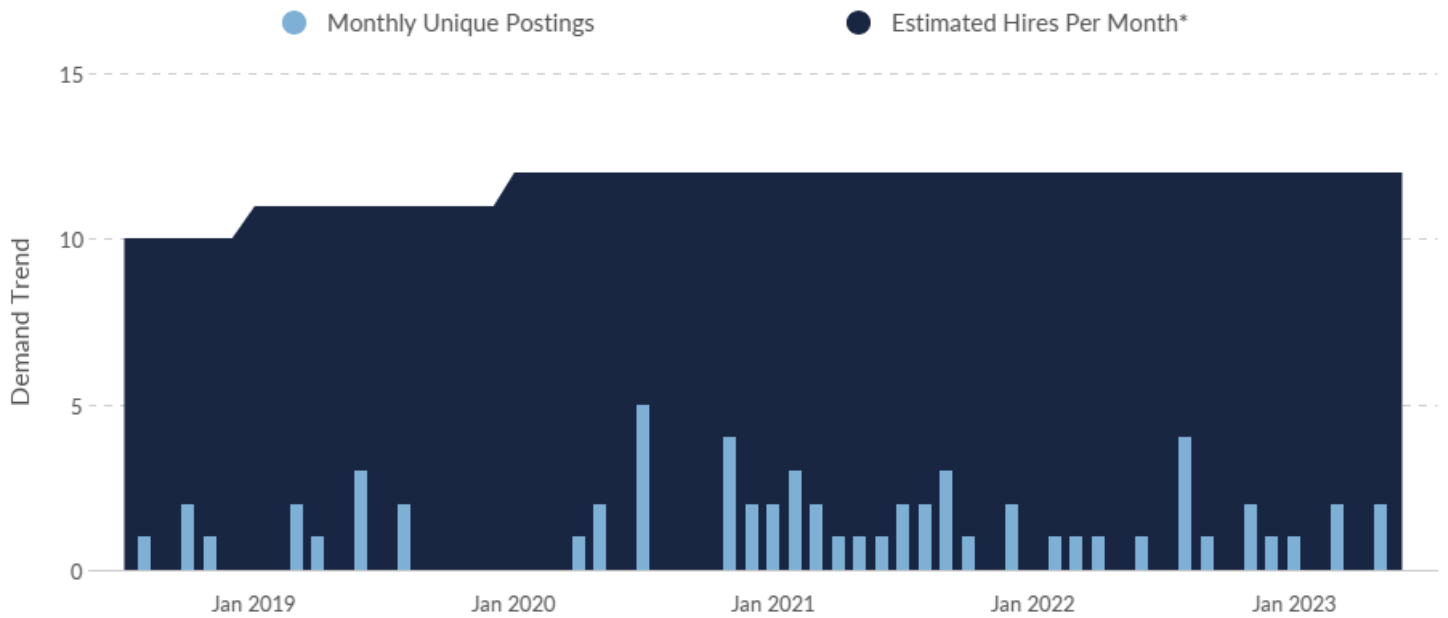
**4 Employers Competing**

All employers in the region who posted for this job from Jan 2023 to Jun 2023.



**27 Day Median Duration**

Posting duration is 6 days shorter than what's typical in the region.



Occupation	Avg Monthly Postings (Jan 2023 - Jun 2023)	Avg Monthly Hires (Jan 2023 - Jun 2023)
Architectural and Civil Drafters	1	12

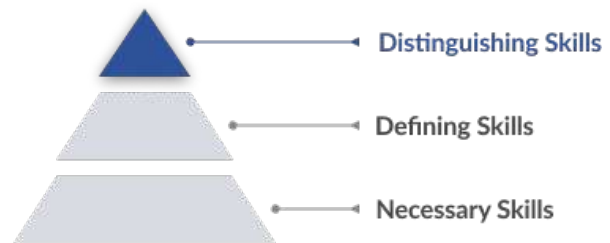
\*A hire is reported by the Quarterly Workforce Indicators when an individual's Social Security Number appears on a company's payroll and was not there the quarter before. Lightcast hires are calculated using a combination of Lightcast jobs data, information on separation rates from the Bureau of Labor Statistics (BLS), and industry-based hires data from the Census Bureau.

Top Companies	Unique Postings
Above Grade Engineering	2
Diversified Project Services Inte...	1
North American Fire Hose Corp...	1
Volt	1

Top Job Titles	Unique Postings
Civil Engineering Designers	2
Drafters	2
Civil Designers	1

## Top Distinguishing Skills by Demand

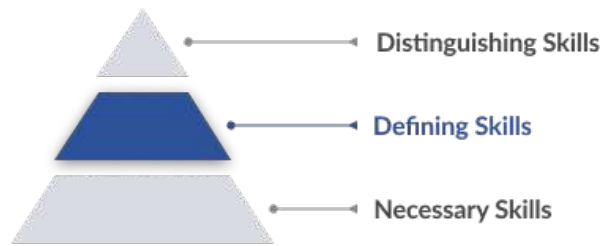
An occupation's Distinguishing Skills are the advanced skills that are called for occasionally. An employee with these skills is likely more specialized and able to differentiate themselves from others in the same role.



Skill	Salary Boosting	Job Postings Requesting
Plumbing Design		0
CAD Standards		0

## Top Defining Skills by Demand

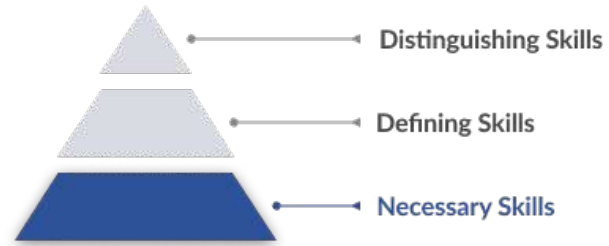
An occupation's Defining Skills represent the day-to-day tasks and responsibilities of the job. An employee needs these skills to qualify for and perform successfully in this occupation.



Skill	Salary Boosting	Job Postings Requesting
Civil Design	✘	3
Civil Engineering	✘	3
Computer-Aided Design	✘	2
AutoCAD	✘	2
AutoCAD Civil 3D	✘	1
Autodesk Revit	✘	0

## Top Necessary Skills by Demand

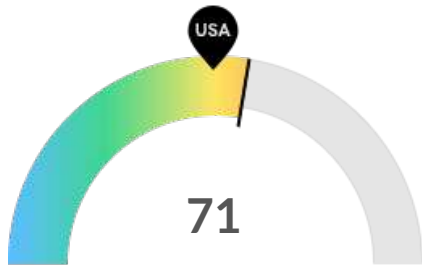
An occupation's Necessary Skills are the specialized skills required for that job and relevant across other similar jobs. An employee needs these skills as building blocks to perform the more complex Defining Skills.



Skill	Salary Boosting	Job Postings Requesting
Land Development	✘	1
Project Management	✘	1
Grading (Landscape)	✘	1
3D Modeling	✘	0
Architectural Drawing	✘	0
Building Information Modeling	✘	0
Construction	✘	0
Engineering Design Process	✘	0
Plumbing	✘	0
MicroStation (CAD Design Software)	✘	0

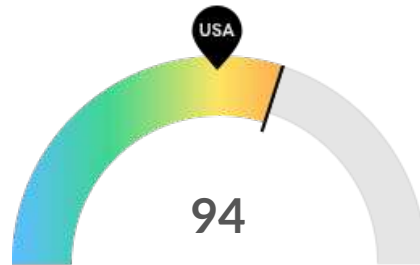
# Demographics

## Retirement Risk Is High, While Overall Diversity Is High



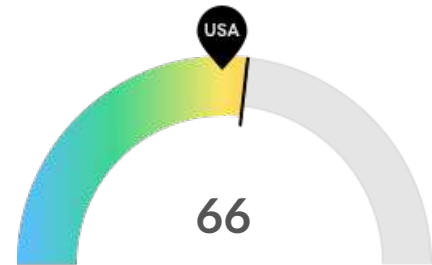
**Retiring Soon**

Retirement risk is high in your area. The national average for an area this size is 61\* employees 55 or older, while there are 71 here.



**Racial Diversity**

Racial diversity is high in your area. The national average for an area this size is 71\* racially diverse employees, while there are 94 here.

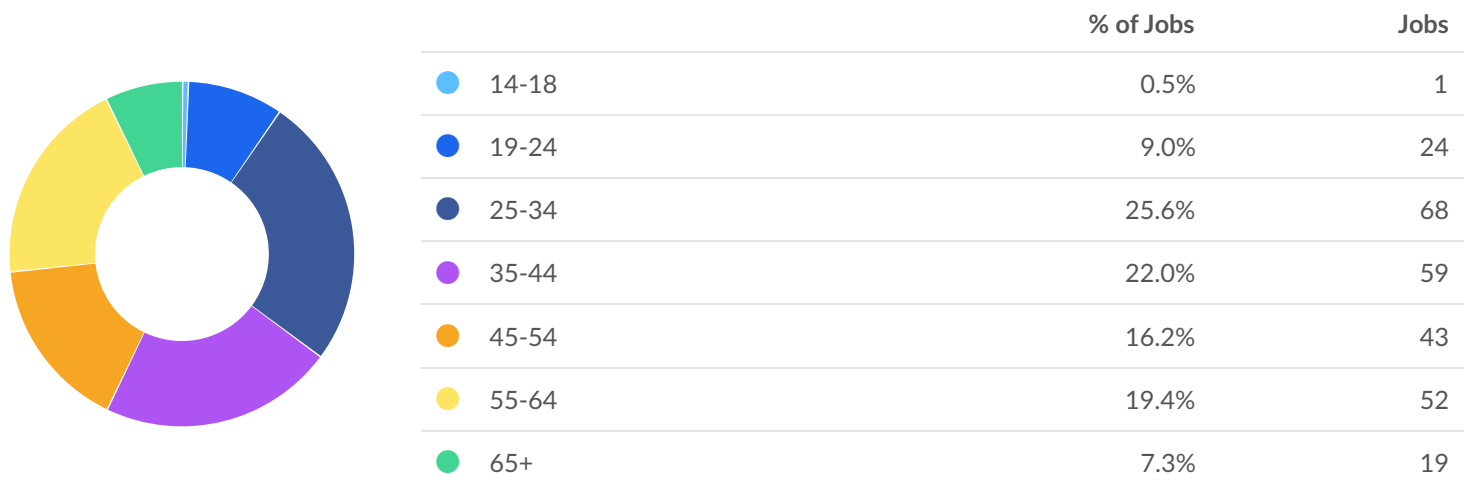


**Gender Diversity**

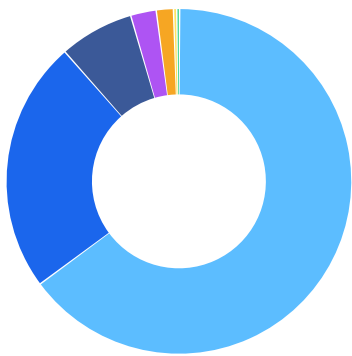
Gender diversity is high in your area. The national average for an area this size is 59\* female employees, while there are 66 here.

\*National average values are derived by taking the national value for Architectural and Civil Drafters and scaling it down to account for the difference in overall workforce size between the nation and your area. In other words, the values represent the national average adjusted for region size.

## Occupation Age Breakdown

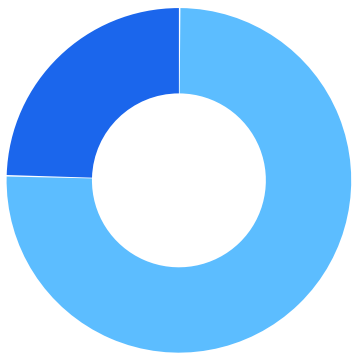


## Occupation Race/Ethnicity Breakdown



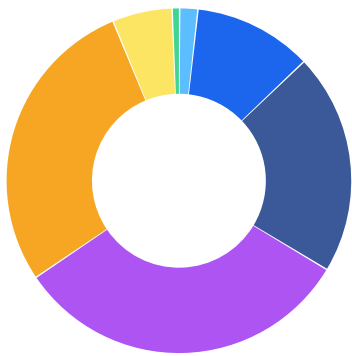
	% of Jobs	Jobs
White	64.8%	173
Hispanic or Latino	23.6%	63
Asian	7.0%	19
Two or More Races	2.4%	6
Black or African American	1.6%	4
Native Hawaiian or Other Pacific Islander	0.3%	1
American Indian or Alaska Native	0.3%	1

## Occupation Gender Breakdown



	% of Jobs	Jobs
Males	75.4%	201
Females	24.6%	66

## National Educational Attainment



	% of Jobs
<span style="color: #00AEEF;">●</span> Less than high school diploma	1.7%
<span style="color: #0070C0;">●</span> High school diploma or equivalent	11.1%
<span style="color: #003366;">●</span> Some college, no degree	20.7%
<span style="color: #800080;">●</span> Associate's degree	31.9%
<span style="color: #FFA500;">●</span> Bachelor's degree	28.2%
<span style="color: #FFD700;">●</span> Master's degree	5.6%
<span style="color: #008000;">●</span> Doctoral or professional degree	0.7%



# Occupational Programs



**7 Programs**

Of the programs that can train for this job, 7 have produced completions in the last 5 years.



**179 Completions (2021)**

The completions from all regional institutions for all degree types.



**35 Openings (2021)**

The average number of openings for an occupation in the region is 74.

CIP Code	Top Programs	Completions (2021)
04.0902	Architectural and Building Sciences/Technology	154 <div style="width: 100%;"></div>
04.0901	Architectural Technology/Technician	8 <div style="width: 5%;"></div>
15.1301	Drafting and Design Technology/Technician, General	8 <div style="width: 5%;"></div>
15.1303	Architectural Drafting and Architectural CAD/CADD	5 <div style="width: 3%;"></div>
04.0201	Architecture	2 <div style="width: 1.5%;"></div>
15.0000	Engineering Technologies/Technicians, General	2 <div style="width: 1.5%;"></div>

Top Schools	Completions (2021)
California Polytechnic State University-San Luis Obispo	156 <div style="width: 100%;"></div>
Allan Hancock College	12 <div style="width: 8%;"></div>
Cuesta College	8 <div style="width: 5%;"></div>
Santa Barbara City College	3 <div style="width: 2%;"></div>

## Appendix A

### **Architectural and Civil Drafters (SOC 17-3011):**

Prepare detailed drawings of architectural and structural features of buildings or drawings and topographical relief maps used in civil engineering projects, such as highways, bridges, and public works. Use knowledge of building materials, engineering practices, and mathematics to complete drawings.

### **Sample of Reported Job Titles:**

- Civil Drafter
- Draftsman
- Computer-Aided Design Designer (CAD Designer)
- Architectural Draftsman
- Architectural Drafter
- Draftsperson
- Drafting Technician
- Computer-Aided Drafting Designer (CAD Designer)
- Computer-Aided Drafting and Design Drafter (CADD Drafter)
- Architectural Designer

### **Related O\*NET Occupation:**

Architectural and Civil Drafters (17-3011.00)