

A person wearing a maroon scrub top is gently holding a brown puppy. The person's hands are visible, one supporting the puppy's head and the other resting on its back. The background consists of horizontal blinds.

Veterinary Technologists and Technicians in 2 California Counties

Contents

What is Lightcast Data?	1
Report Parameters	2
Executive Summary	3
Jobs	4
Compensation	7
Job Posting Activity	8
Demographics	12
Occupational Programs	15
Appendix A	16

What is Lightcast Data?

Lightcast data is a hybrid dataset derived from official government sources such as the US Census Bureau, Bureau of Economic Analysis, and Bureau of Labor Statistics. Leveraging the unique strengths of each source, our data modeling team creates an authoritative dataset that captures more than 99% of all workers in the United States. This core offering is then enriched with data from online social profiles, resumé, and job postings to give you a complete view of the workforce.

Lightcast data is frequently cited in major publications such as *The Atlantic*, *Forbes*, *Harvard Business Review*, *The New York Times*, *The Wall Street Journal*, and *USA Today*.



Report Parameters

1 Occupation

29-2056 Veterinary Technologists and Technicians

2 Counties

6079 San Luis Obispo County, CA

6083 Santa Barbara County, CA

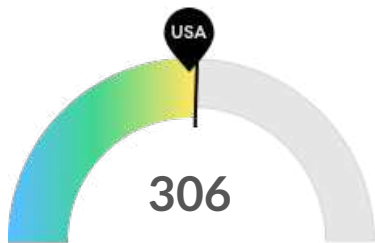
Class of Worker

QCEW Employees, Non-QCEW Employees, and Self-Employed

The information in this report pertains to the chosen occupation and geographical areas.

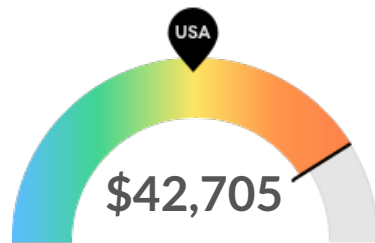
Executive Summary

Aggressive Job Posting Demand Over an Average Supply of Regional Jobs



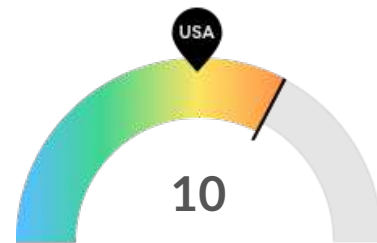
Jobs (2023)

Your area is about average for this kind of job. The national average for an area this size is 297* employees, while there are 306 here.



Compensation

Earnings are high in your area. The national median salary for Veterinary Technologists and Technicians is \$36,794, compared to \$42,705 here.



Job Posting Demand

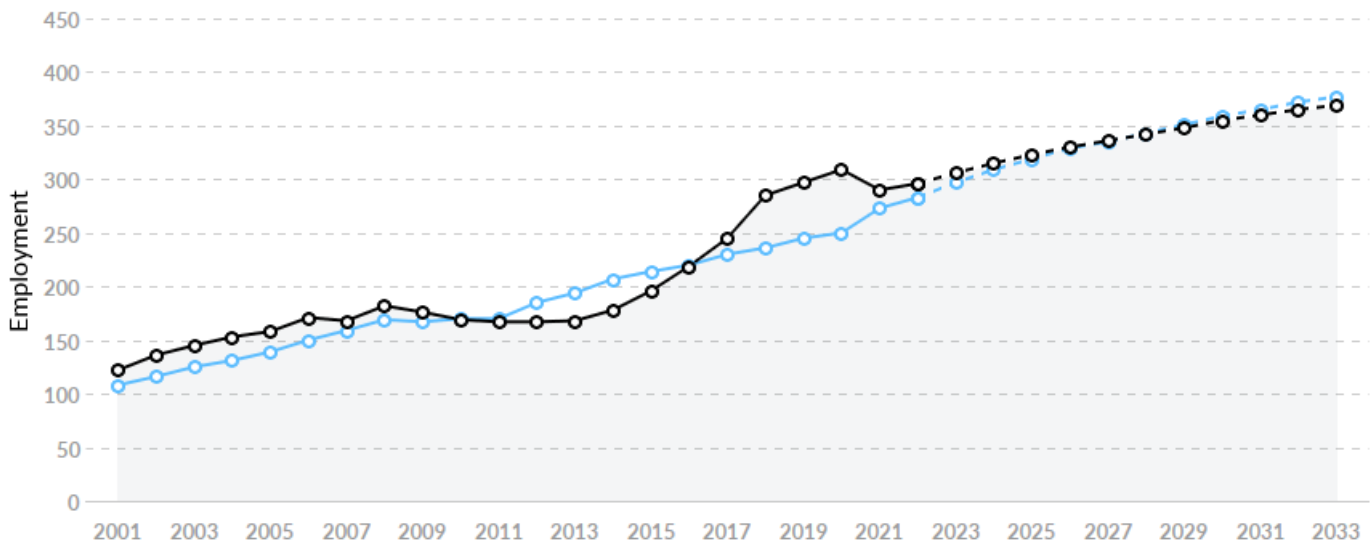
Job posting activity is high in your area. The national average for an area this size is 6* job postings/mo, while there are 10 here.

*National average values are derived by taking the national value for Veterinary Technologists and Technicians and scaling it down to account for the difference in overall workforce size between the nation and your area. In other words, the values represent the national average adjusted for region size.

Jobs

Regional Employment Is About Equal to the National Average

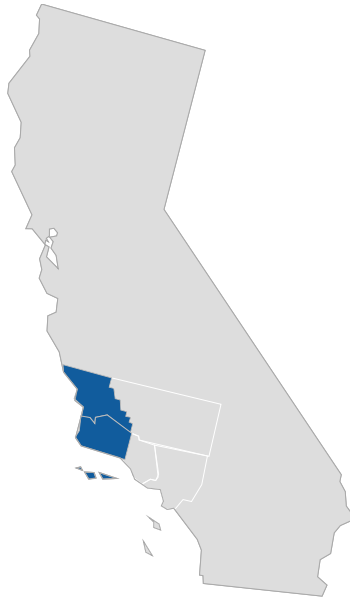
An average area of this size typically has 297* jobs, while there are 306 here.



Region	2023 Jobs	2033 Jobs	Change	% Change
● 2 California Counties	306	369	64	20.9%
● National Average	297	377	81	27.2%

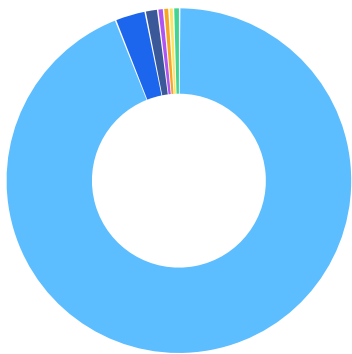
*National average values are derived by taking the national value for Veterinary Technologists and Technicians and scaling it down to account for the difference in overall workforce size between the nation and your area. In other words, the values represent the national average adjusted for region size.

Regional Breakdown



County	2023 Jobs
Santa Barbara County, CA	162
San Luis Obispo County, CA	144

Most Jobs are Found in the Other Professional, Scientific, and Technical Services Industry Sector

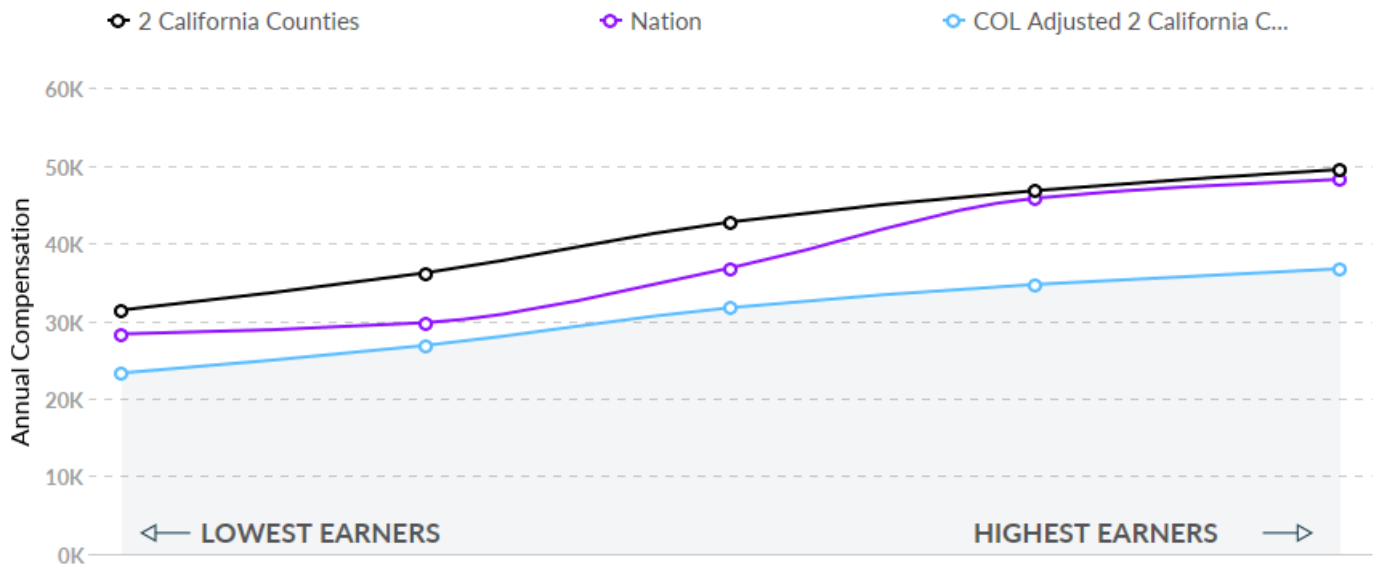


Industry	% of Occupation in Industry (2023)
Other Professional, Scientific, and Technical Services	93.9%
Education and Hospitals (State Government)	2.8%
Social Advocacy Organizations	1.2%
Crop Production	0.5%
Other Personal Services	0.5%
Scientific Research and Development Services	0.4%
Other	0.6%

Compensation

Regional Compensation Is 16% Higher Than National Compensation

For Veterinary Technologists and Technicians, the 2021 median wage in your area is \$42,705, while the national median wage is \$36,794.



Job Posting Activity



58 Unique Job Postings

The number of unique postings for this job from Jan 2023 to Jun 2023.



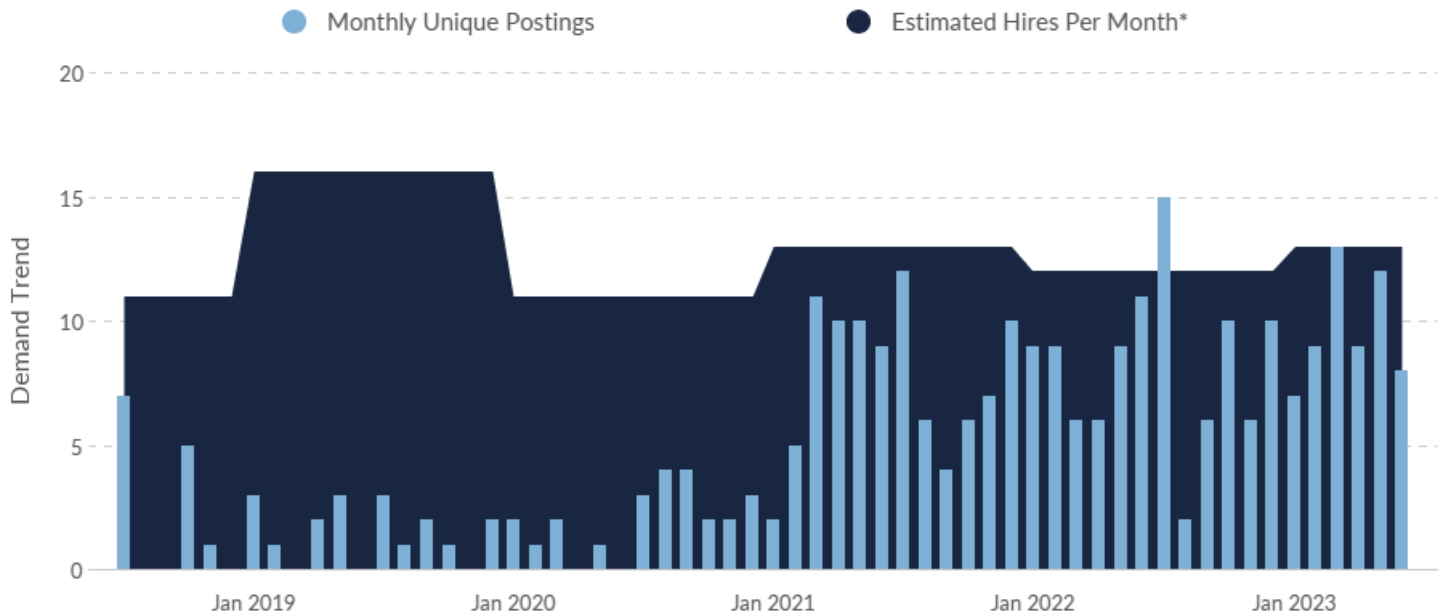
23 Employers Competing

All employers in the region who posted for this job from Jan 2023 to Jun 2023.



28 Day Median Duration

Posting duration is 5 days shorter than what's typical in the region.



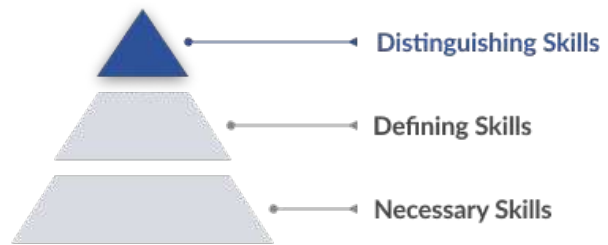
Occupation	Avg Monthly Postings (Jan 2023 - Jun 2023)	Avg Monthly Hires (Jan 2023 - Jun 2023)
Veterinary Technologists and Technicians	10	13

*A hire is reported by the Quarterly Workforce Indicators when an individual's Social Security Number appears on a company's payroll and was not there the quarter before. Lightcast hires are calculated using a combination of Lightcast jobs data, information on separation rates from the Bureau of Labor Statistics (BLS), and industry-based hires data from the Census Bureau.

Top Companies	Unique Postings	Top Job Titles	Unique Postings
VCA Animal Hospitals	7	Veterinary Technicians	25
Nipomo Dog & Cat Hospital	3	Registered Veterinary Technicians	16
Salt Lake City	3	Veterinary Technician Assistants	4
Santa Maria Animal Hospital	3	Animal Technicians	3
Santa Ynez Valley Humane Socie...	3	Credentialed Veterinary Technic...	3
University of California	3	Lead Veterinary Technicians	2
Advanced Veterinary Specialists	2	Veterinary Assistants	2
Cat And Exotic Care Veterinary ...	2	Equine Veterinarians	1
Central Coast Pet Emergency Cl...	2	Veterinary Oncologists	1
Jagbir S Kahlon	2	Veterinary Technician Supervisors	1

Top Distinguishing Skills by Demand

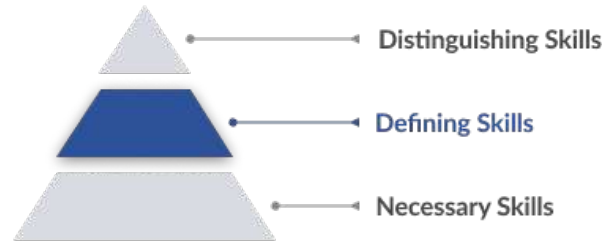
An occupation's Distinguishing Skills are the advanced skills that are called for occasionally. An employee with these skills is likely more specialized and able to differentiate themselves from others in the same role.



Skill	Salary Boosting	Job Postings Requesting
Small Animal Care		3
Cytology		1
Dental Antibiotic Prophylaxis		1
Tracheal Intubation		0

Top Defining Skills by Demand

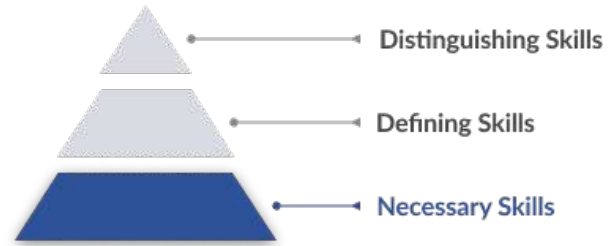
An occupation's Defining Skills represent the day-to-day tasks and responsibilities of the job. An employee needs these skills to qualify for and perform successfully in this occupation.



Skill	Salary Boosting	Job Postings Requesting
Anesthesias	✓	24
Surgery	✗	20
Certified Veterinary Technician	✗	20
Venipuncture	✓	15
Registered Vascular Technologist (RVT)	✗	12
Client Education	✓	8
Animal Handling	✗	7
Safe Restraining Techniques (Veterinary)	✓	5
Veterinary Medicine	✓	2
Animal Health	✗	0

Top Necessary Skills by Demand

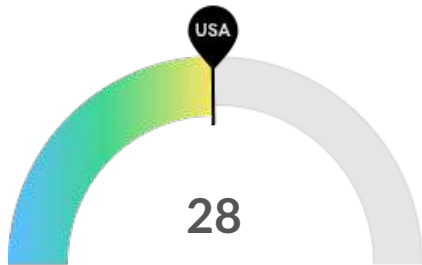
An occupation's Necessary Skills are the specialized skills required for that job and relevant across other similar jobs. An employee needs these skills as building blocks to perform the more complex Defining Skills.



Skill	Salary Boosting	Job Postings Requesting
Medical Ultrasonography	✘	13
Intravenous Therapy	✘	12
Technological Change	✘	12
Medical Records	✘	10
Nursing Care	✘	10
Radiology	✘	10
Laboratory Testing	✘	9
Phlebotomy	✘	8
Animal Care	✘	7
Dentistry	✘	7

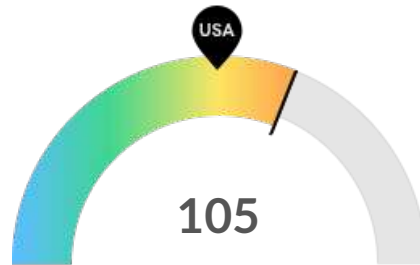
Demographics

Retirement Risk Is About Average, While Overall Diversity Is High



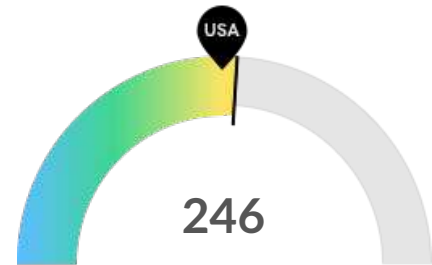
Retiring Soon

Retirement risk is about average in your area. The national average for an area this size is 28* employees 55 or older, while there are 28 here.



Racial Diversity

Racial diversity is high in your area. The national average for an area this size is 75* racially diverse employees, while there are 105 here.

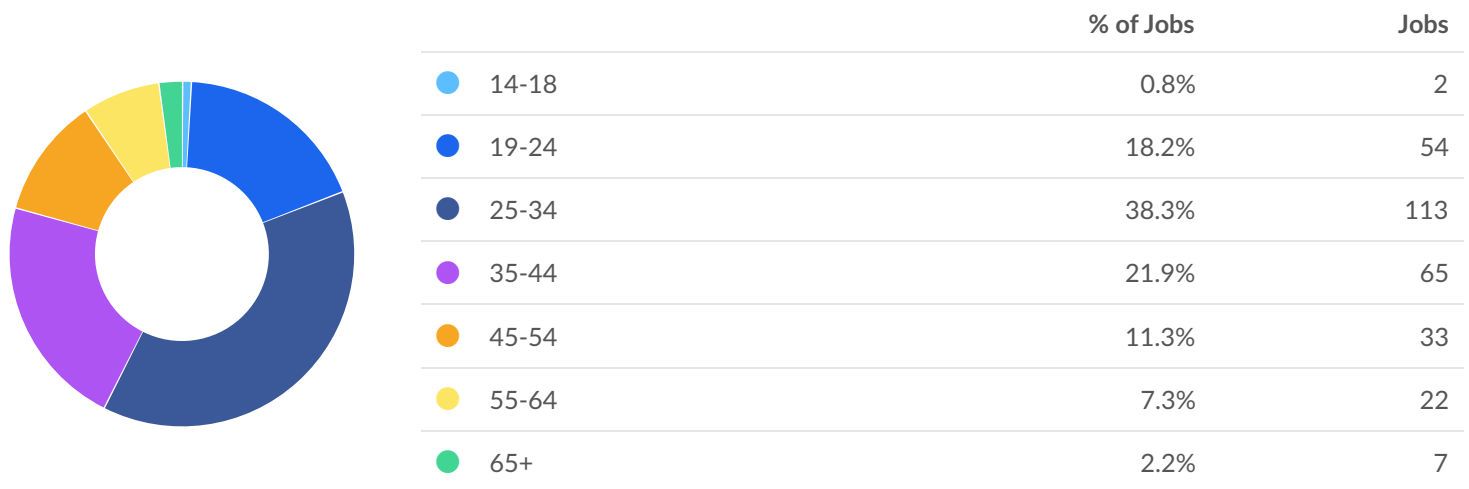


Gender Diversity

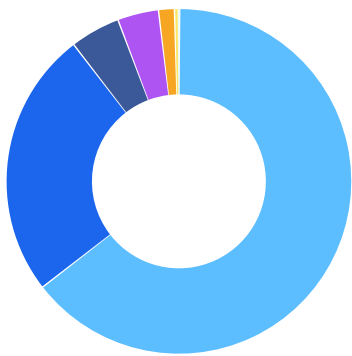
Gender diversity is about average in your area. The national average for an area this size is 232* female employees, while there are 246 here.

*National average values are derived by taking the national value for Veterinary Technologists and Technicians and scaling it down to account for the difference in overall workforce size between the nation and your area. In other words, the values represent the national average adjusted for region size.

Occupation Age Breakdown

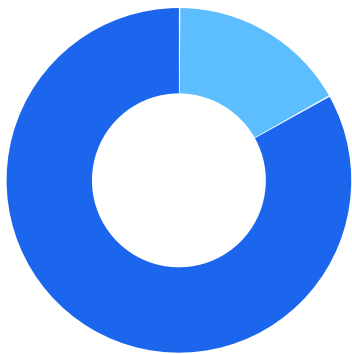


Occupation Race/Ethnicity Breakdown



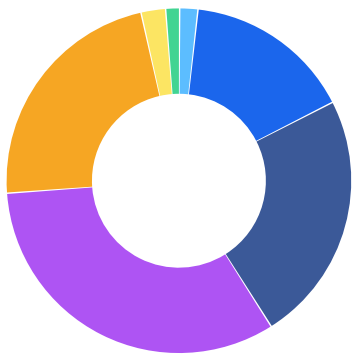
	% of Jobs	Jobs
White	64.4%	190
Hispanic or Latino	25.1%	74
Asian	4.7%	14
Two or More Races	3.8%	11
Black or African American	1.5%	4
American Indian or Alaska Native	0.4%	1
Native Hawaiian or Other Pacific Islander	0.1%	0

Occupation Gender Breakdown



	% of Jobs	Jobs
Males	16.8%	50
Females	83.2%	246

National Educational Attainment



	% of Jobs
● Less than high school diploma	1.7%
● High school diploma or equivalent	15.7%
● Some college, no degree	23.5%
● Associate's degree	32.8%
● Bachelor's degree	22.6%
● Master's degree	2.3%
● Doctoral or professional degree	1.3%

Occupational Programs



1 Program

Of the programs that can train for this job, 1 has produced completions in the last 5 years.



8 Completions (2021)

The completions from all regional institutions for all degree types.



35 Openings (2021)

The average number of openings for an occupation in the region is 74.

CIP Code	Top Programs	Completions (2021)
01.8301	Veterinary/Animal Health Technology/Technician and Veteri...	8 <div style="width: 100%; height: 10px; background-color: #0070C0;"></div>

Top Schools	Completions (2021)
Allan Hancock College	8 <div style="width: 100%; height: 10px; background-color: #0070C0;"></div>

Appendix A

Veterinary Technologists and Technicians (SOC 29-2056):

Perform medical tests in a laboratory environment for use in the treatment and diagnosis of diseases in animals. Prepare vaccines and serums for prevention of diseases. Prepare tissue samples, take blood samples, and execute laboratory tests, such as urinalysis and blood counts. Clean and sterilize instruments and materials and maintain equipment and machines. May assist a veterinarian during surgery.

Sample of Reported Job Titles:

Veterinary Laboratory Technician (Vet Lab Tech)
Veterinary Technologist
Veterinary Technician (Vet Tech)
Veterinary Assistant (Vet Assistant)
Registered Veterinary Technician (RVT)
Licensed Veterinary Technician (LVT)
Certified Veterinary Technician (CVT)
Veterinary Nurse (Vet Nurse)
Veterinarian Technician (Vet Tech)
Internal Medicine Veterinary Technician (Internal Medicine Vet Tech)

Related O*NET Occupation:

Veterinary Technologists and Technicians (29-2056.00)