



Sound Engineering Technicians in 2 California Counties

Contents

What is Lightcast Data?	1
Report Parameters	2
Executive Summary	3
Jobs	4
Compensation	6
Job Posting Activity	7
Demographics	11
Occupational Programs	13
Appendix A	14

What is Lightcast Data?

Lightcast data is a hybrid dataset derived from official government sources such as the US Census Bureau, Bureau of Economic Analysis, and Bureau of Labor Statistics. Leveraging the unique strengths of each source, our data modeling team creates an authoritative dataset that captures more than 99% of all workers in the United States. This core offering is then enriched with data from online social profiles, resumé, and job postings to give you a complete view of the workforce.

Lightcast data is frequently cited in major publications such as *The Atlantic*, *Forbes*, *Harvard Business Review*, *The New York Times*, *The Wall Street Journal*, and *USA Today*.



Report Parameters

1 Occupation

27-4014 Sound Engineering Technicians

2 Counties

6079 San Luis Obispo County, CA

6083 Santa Barbara County, CA

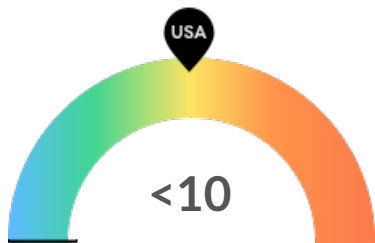
Class of Worker

QCEW Employees, Non-QCEW Employees, and Self-Employed

The information in this report pertains to the chosen occupation and geographical areas.

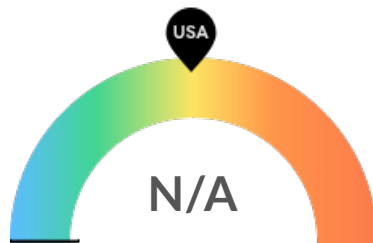
Executive Summary

There Is No Viable Supply of Regional Talent



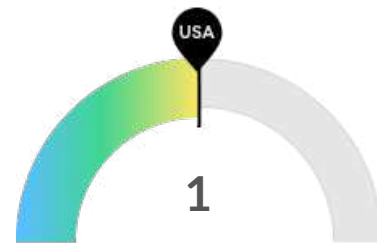
Jobs (2023)

Your area is not a hotspot for this kind of job. There are fewer than 10 employees here.



Compensation

Reliable compensation information is not available in your area because there are too few jobs.



Job Posting Demand

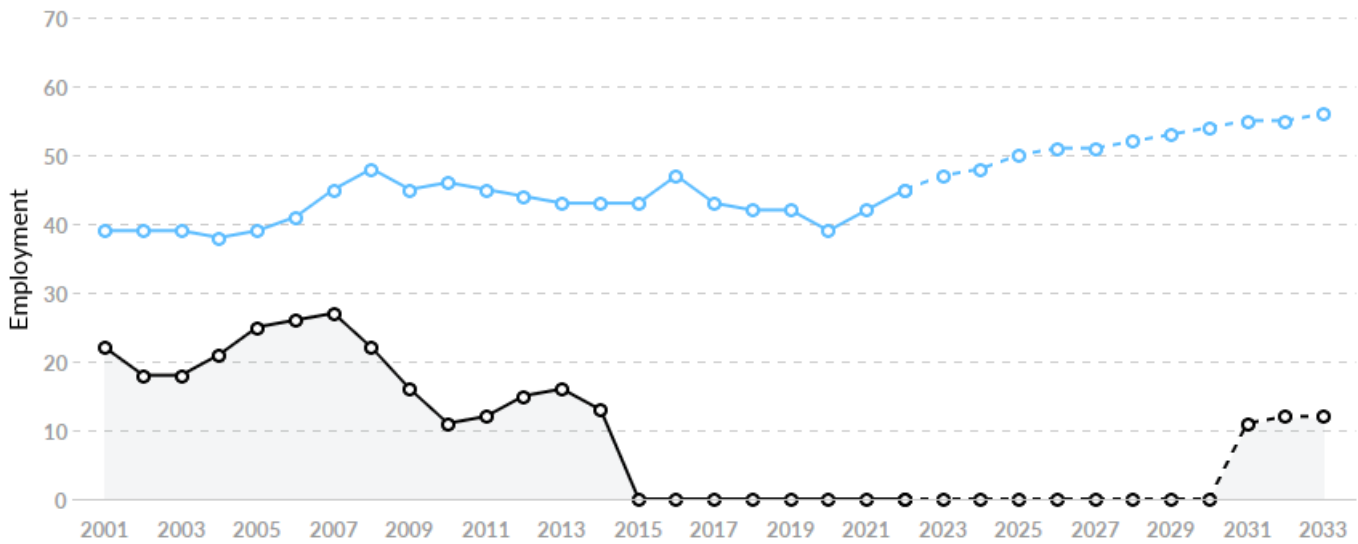
Job posting activity is about average in your area. The national average for an area this size is 1* job posting/mo, while there is 1 here.

*National average values are derived by taking the national value for Sound Engineering Technicians and scaling it down to account for the difference in overall workforce size between the nation and your area. In other words, the values represent the national average adjusted for region size.

Jobs

Regional Employment Is Lower Than the National Average

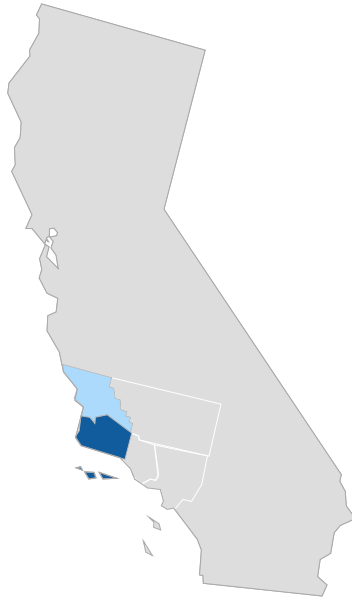
An average area of this size typically has 47* jobs, while there are fewer than 10 here. This lower than average supply of jobs may make it more difficult for workers in this field to find employment in your area.



Region	2023 Jobs	2033 Jobs	Change	% Change
● 2 California Counties	<10	12	Insf. Data	Insf. Data
● National Average	47	56	9	19.4%

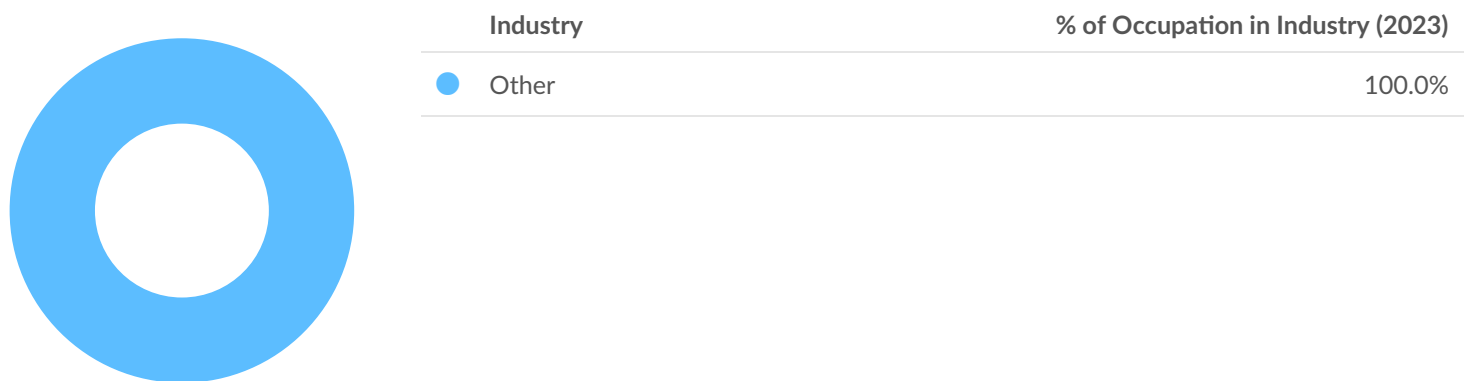
*National average values are derived by taking the national value for Sound Engineering Technicians and scaling it down to account for the difference in overall workforce size between the nation and your area. In other words, the values represent the national average adjusted for region size.

Regional Breakdown



County	2023 Jobs
Santa Barbara County, CA	<10
San Luis Obispo County, CA	<10

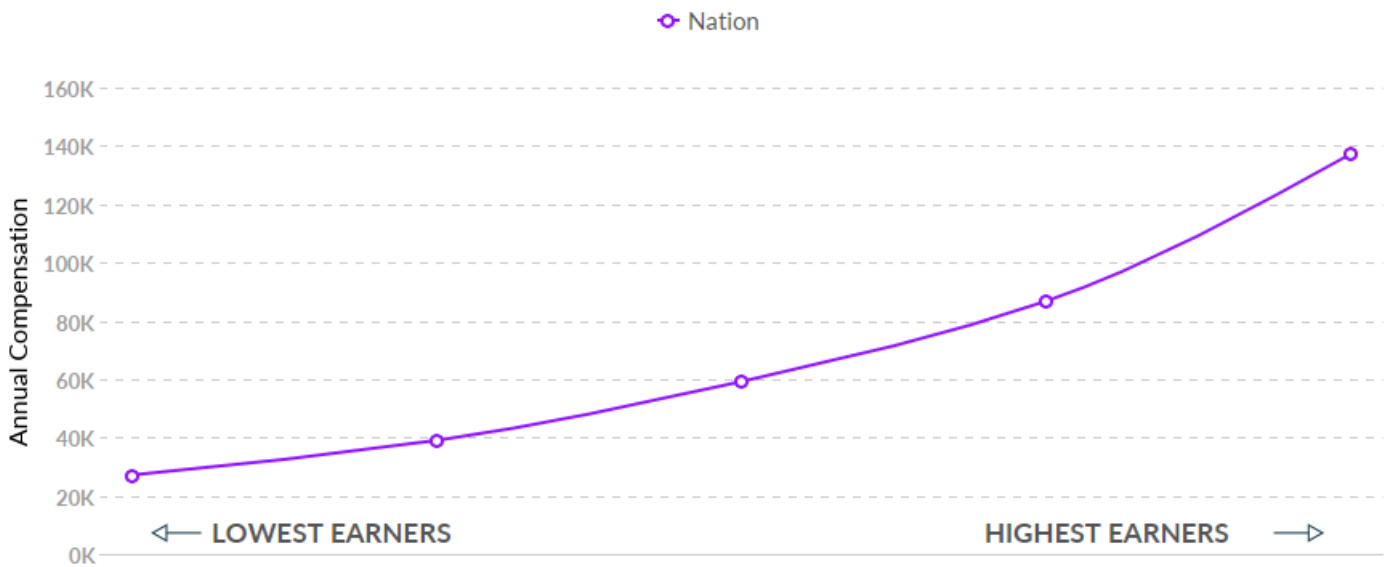
Most Jobs are Found in the Other Industry Sector



Compensation

Regional Compensation Is Unavailable

Reliable compensation information is not available in your area, because there are too few employees. In 2021, the national wage for Sound Engineering Technicians is \$59,133.



Job Posting Activity



4 Unique Job Postings

The number of unique postings for this job from Jan 2023 to Jun 2023.



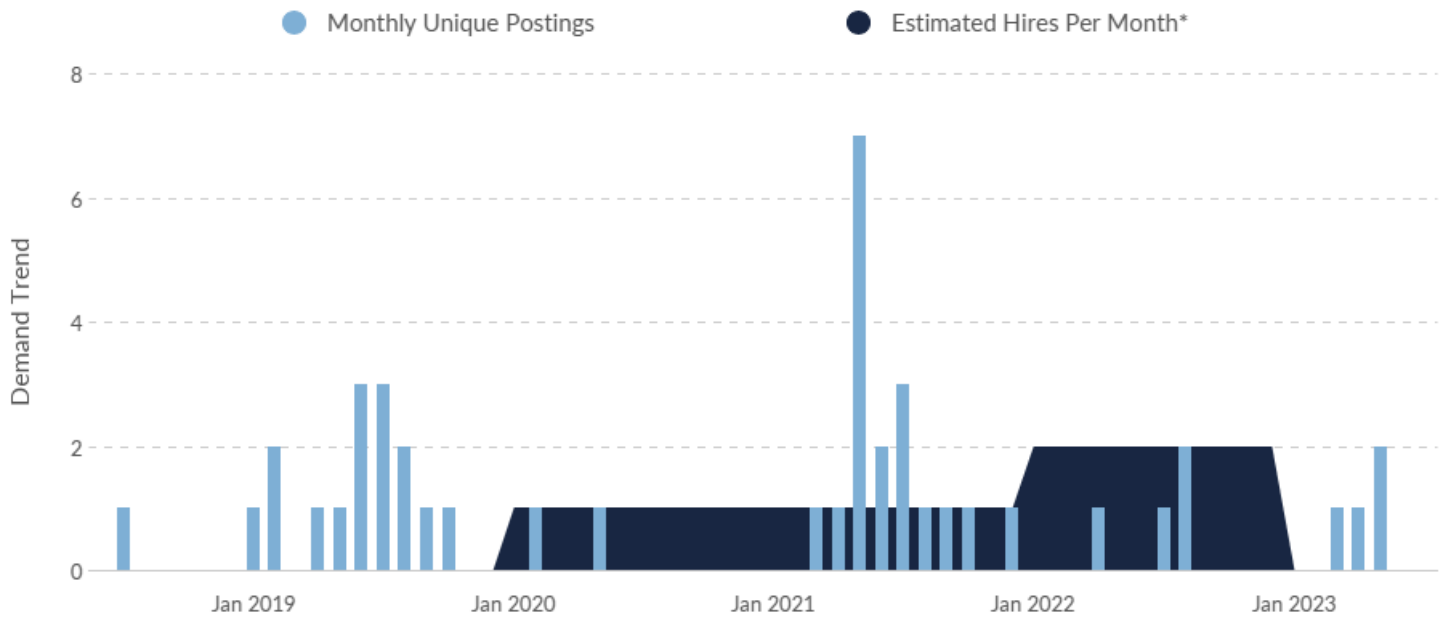
4 Employers Competing

All employers in the region who posted for this job from Jan 2023 to Jun 2023.



17 Day Median Duration

Posting duration is 16 days shorter than what's typical in the region.



Occupation	Avg Monthly Postings (Jan 2023 - Jun 2023)	Avg Monthly Hires (Jan 2023 - Jun 2023)
Sound Engineering Technicians	1	0

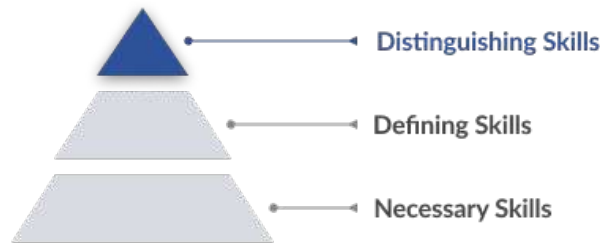
*A hire is reported by the Quarterly Workforce Indicators when an individual's Social Security Number appears on a company's payroll and was not there the quarter before. Lightcast hires are calculated using a combination of Lightcast jobs data, information on separation rates from the Bureau of Labor Statistics (BLS), and industry-based hires data from the Census Bureau.

Top Companies	Unique Postings
California Polytechnic State Uni...	1
California State University	1
The Great American Melodrama	1
The Marjorie Luke Theatre	1

Top Job Titles	Unique Postings
Sound Designers	1
Stage Technicians	1
Theater Technicians	1

Top Distinguishing Skills by Demand

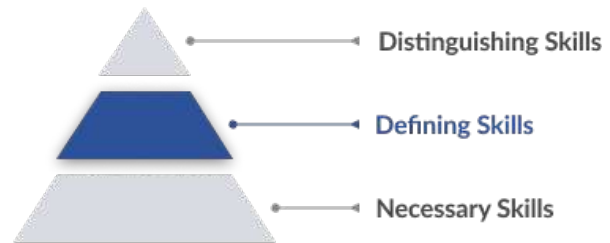
An occupation's Distinguishing Skills are the advanced skills that are called for occasionally. An employee with these skills is likely more specialized and able to differentiate themselves from others in the same role.



Skill	Salary Boosting	Job Postings Requesting
Set Construction		2
Audio Control		0
Audio Equipment		0
Theatre Production		0

Top Defining Skills by Demand

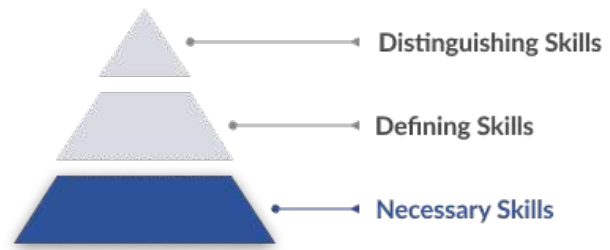
An occupation's Defining Skills represent the day-to-day tasks and responsibilities of the job. An employee needs these skills to qualify for and perform successfully in this occupation.



Skill	Salary Boosting	Job Postings Requesting
Audio Engineering	✘	0
Valid Driver's License	✘	0
Broadcast Engineering	✔	0
Stage Lighting	✔	0
Stagecraft	✘	0

Top Necessary Skills by Demand

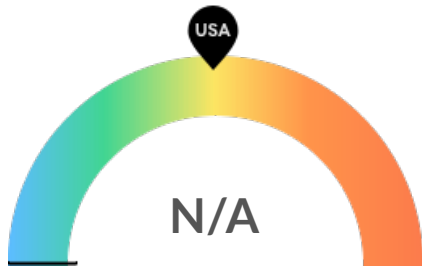
An occupation's Necessary Skills are the specialized skills required for that job and relevant across other similar jobs. An employee needs these skills as building blocks to perform the more complex Defining Skills.



Skill	Salary Boosting	Job Postings Requesting
Safety Standards	✘	2
Rigging	✘	1
Stage Management	✘	0
Workflow Management	✘	0
Automation	✘	0
Inventory Management	✘	0

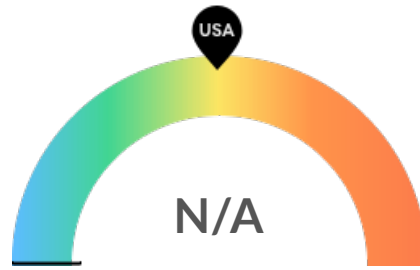
Demographics

Reliable Retirement and Diversity Information Is Not Available



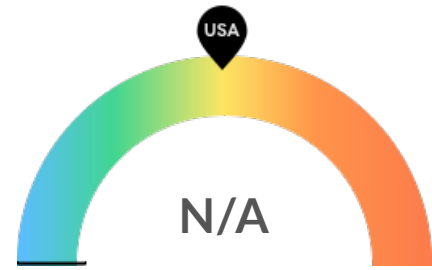
Retiring Soon

Reliable retirement information is not available in your area, because there are too few employees.



Racial Diversity

Reliable racial diversity information is not available in your area, because there are too few employees.



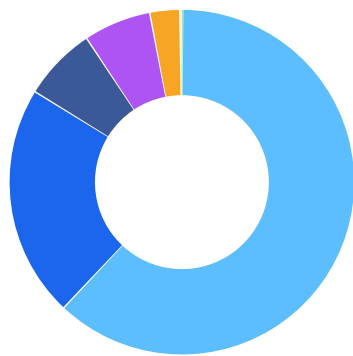
Gender Diversity

Reliable gender diversity information is not available in your area, because there are too few employees.

Occupation Age Breakdown

Not enough data for this chart.

Occupation Race/Ethnicity Breakdown

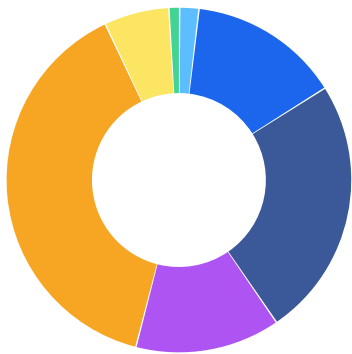


	% of Jobs	Jobs
White	61.9%	4
Hispanic or Latino	21.8%	1
Asian	6.9%	0
Black or African American	6.3%	0
Two or More Races	2.8%	0
Native Hawaiian or Other Pacific Islander	0.2%	0
American Indian or Alaska Native	0.1%	0

Occupation Gender Breakdown

Not enough data for this chart.

National Educational Attainment



	% of Jobs
● Less than high school diploma	1.8%
● High school diploma or equivalent	14.2%
● Some college, no degree	24.4%
● Associate's degree	13.6%
● Bachelor's degree	39.0%
● Master's degree	6.1%
● Doctoral or professional degree	1.0%

Occupational Programs



5 Programs

Of the programs that can train for this job, 5 have produced completions in the last 5 years.



197 Completions (2021)

The completions from all regional institutions for all degree types.



1 Opening (2021)

The average number of openings for an occupation in the region is 74.

CIP Code	Top Programs	Completions (2021)
50.0901	Music, General	76
50.0501	Drama and Dramatics/Theatre Arts, General	74
10.0203	Recording Arts Technology/Technician	26
09.0701	Radio and Television	19
50.0502	Technical Theatre/Theatre Design and Technology	2

Top Schools	Completions (2021)
University of California-Santa Barbara	67
Cuesta College	52
Santa Barbara City College	25
California Polytechnic State University-San Luis Obispo	21
Westmont College	20
Allan Hancock College	12

Appendix A

Sound Engineering Technicians (SOC 27-4014):

Assemble and operate equipment to record, synchronize, mix, edit, or reproduce sound, including music, voices, or sound effects, for theater, video, film, television, podcasts, sporting events, and other productions. Excludes Audio and Video Technicians (27-4011).

Sample of Reported Job Titles:

- Sound Engineer
- Recording Engineer
- Sound Editor
- Audio Engineer
- Dub Room Engineer
- Studio Engineer
- Sound Technician
- Mixing Engineer
- Mixer
- Mastering Engineer

Related O*NET Occupation:

Sound Engineering Technicians (27-4014.00)