



Social and Human Service Assistants in 2 California Counties

Contents

| | |
|-------------------------------|----|
| What is Lightcast Data? | 1 |
| Report Parameters | 2 |
| Executive Summary | 3 |
| Jobs | 4 |
| Compensation | 7 |
| Job Posting Activity | 8 |
| Demographics | 12 |
| Occupational Programs | 15 |
| Appendix A | 17 |

What is Lightcast Data?

Lightcast data is a hybrid dataset derived from official government sources such as the US Census Bureau, Bureau of Economic Analysis, and Bureau of Labor Statistics. Leveraging the unique strengths of each source, our data modeling team creates an authoritative dataset that captures more than 99% of all workers in the United States. This core offering is then enriched with data from online social profiles, resumé, and job postings to give you a complete view of the workforce.

Lightcast data is frequently cited in major publications such as *The Atlantic*, *Forbes*, *Harvard Business Review*, *The New York Times*, *The Wall Street Journal*, and *USA Today*.



Report Parameters

1 Occupation

21-1093 Social and Human Service Assistants

2 Counties

6079 San Luis Obispo County, CA

6083 Santa Barbara County, CA

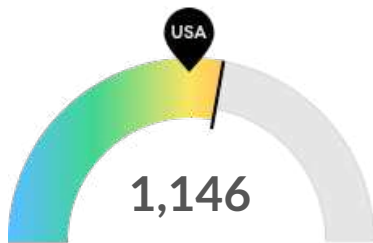
Class of Worker

QCEW Employees, Non-QCEW Employees, and Self-Employed

The information in this report pertains to the chosen occupation and geographical areas.

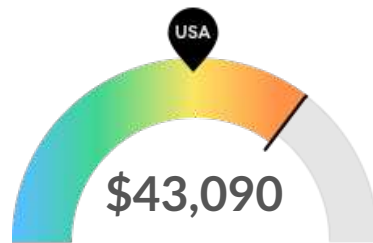
Executive Summary

Light Job Posting Demand Over a Deep Supply of Regional Jobs



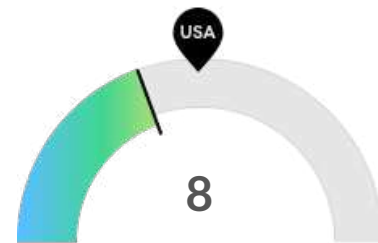
Jobs (2023)

Your area is a hotspot for this kind of job. The national average for an area this size is 977* employees, while there are 1,146 here.



Compensation

Earnings are high in your area. The national median salary for Social and Human Service Assistants is \$37,620, compared to \$43,090 here.



Job Posting Demand

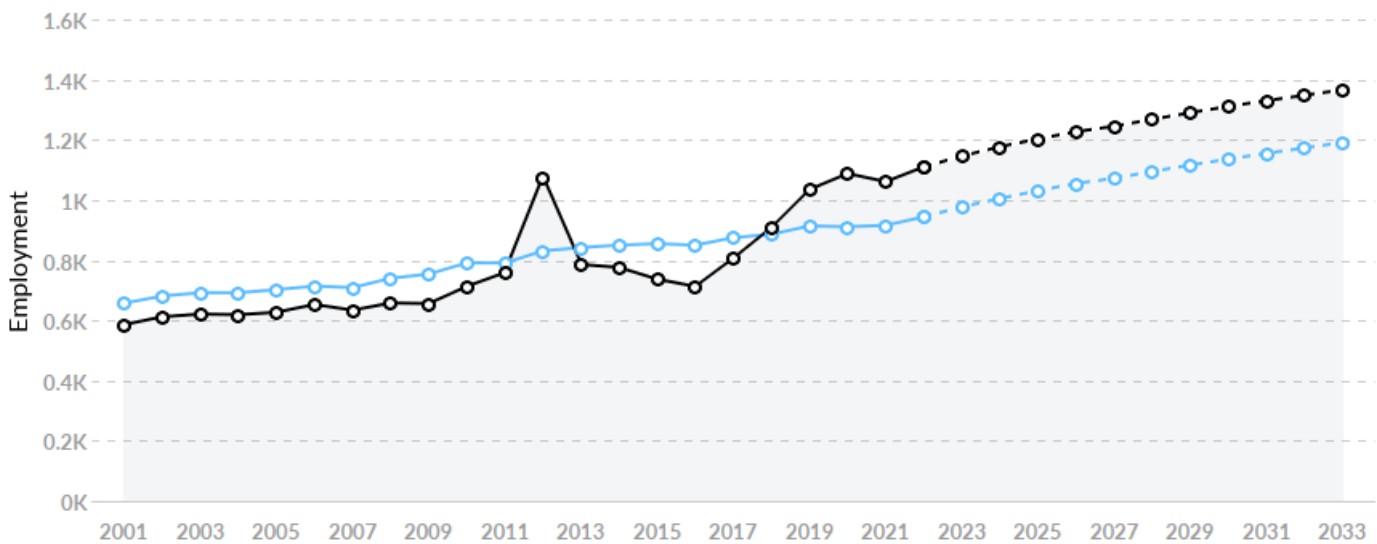
Job posting activity is low in your area. The national average for an area this size is 12* job postings/mo, while there are 8 here.

*National average values are derived by taking the national value for Social and Human Service Assistants and scaling it down to account for the difference in overall workforce size between the nation and your area. In other words, the values represent the national average adjusted for region size.

Jobs

Regional Employment Is Higher Than the National Average

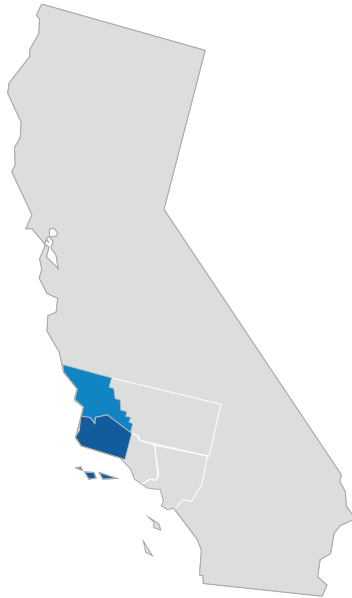
An average area of this size typically has 977* jobs, while there are 1,146 here. This higher than average supply of jobs may make it easier for workers in this field to find employment in your area.



| Region | 2023 Jobs | 2033 Jobs | Change | % Change |
|-------------------------|-----------|-----------|--------|----------|
| ● 2 California Counties | 1,146 | 1,366 | 220 | 19.2% |
| ● National Average | 977 | 1,191 | 215 | 22.0% |

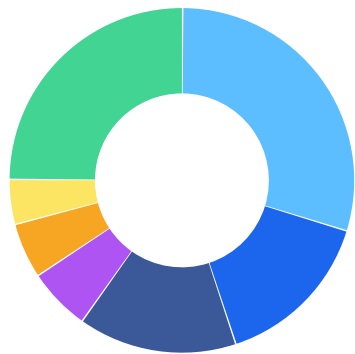
*National average values are derived by taking the national value for Social and Human Service Assistants and scaling it down to account for the difference in overall workforce size between the nation and your area. In other words, the values represent the national average adjusted for region size.

Regional Breakdown



| County | 2023 Jobs |
|----------------------------|-----------|
| Santa Barbara County, CA | 753 |
| San Luis Obispo County, CA | 393 |

Most Jobs are Found in the Individual and Family Services Industry Sector

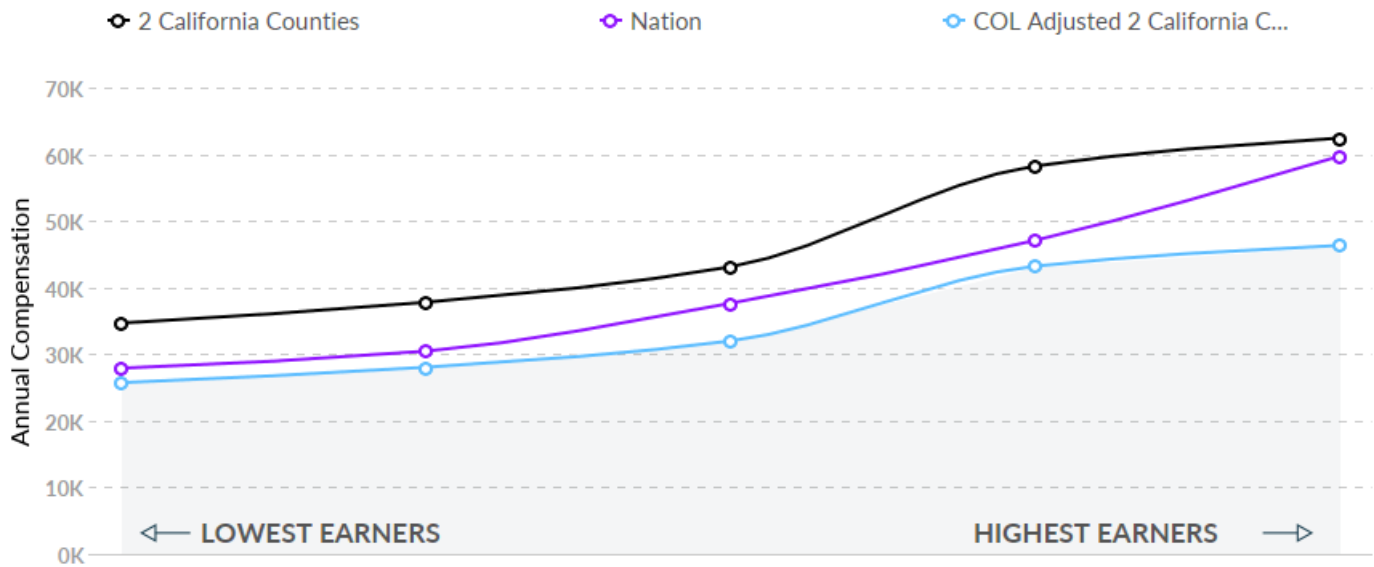


| Industry | % of Occupation in Industry (2023) |
|--|------------------------------------|
| Individual and Family Services | 29.7% |
| Local Government, Excluding Education and Hospitals | 15.2% |
| Community Food and Housing, and Emergency and Other Relief Services | 14.9% |
| State Government, Excluding Education and Hospitals | 5.9% |
| Residential Intellectual and Developmental Disability, Mental Health, and Substance Abuse Facilities | 5.2% |
| Social Advocacy Organizations | 4.2% |
| Other | 25.0% |

Compensation

Regional Compensation Is 15% Higher Than National Compensation

For Social and Human Service Assistants, the 2021 median wage in your area is \$43,090, while the national median wage is \$37,620.



Job Posting Activity



49 Unique Job Postings

The number of unique postings for this job from Jan 2023 to Jun 2023.



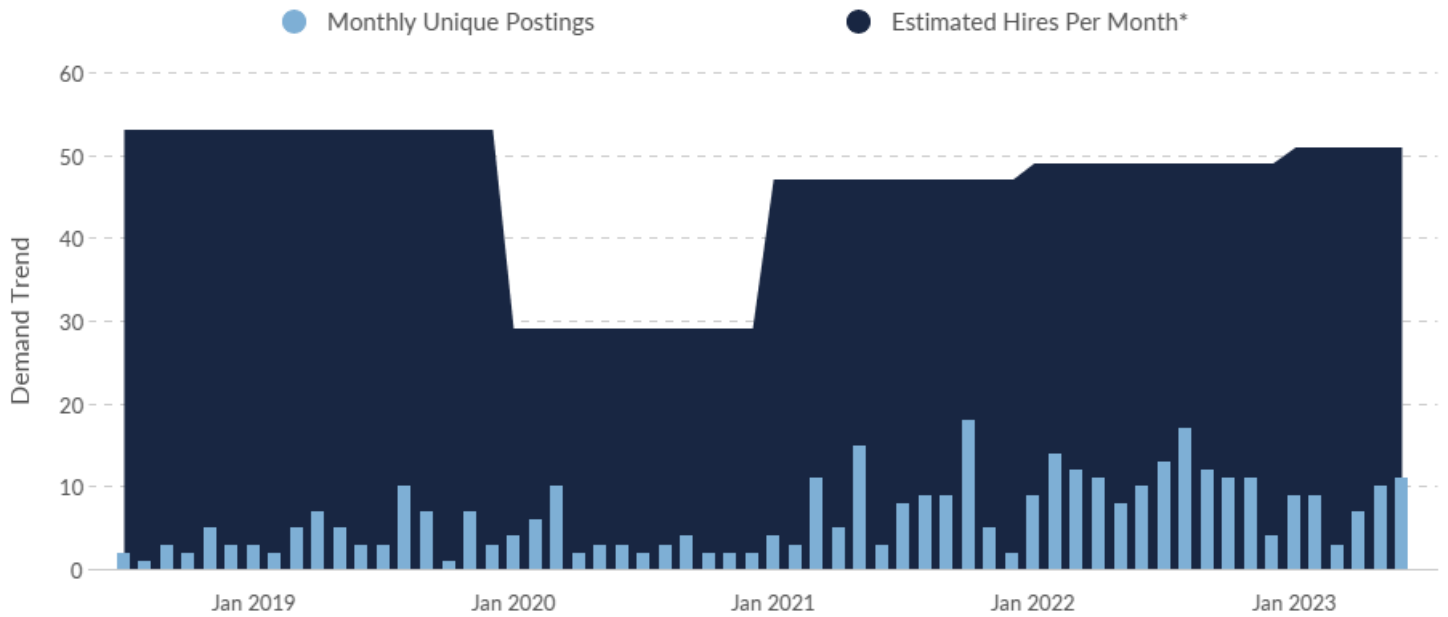
29 Employers Competing

All employers in the region who posted for this job from Jan 2023 to Jun 2023.



34 Day Median Duration

Posting duration is 1 day longer than what's typical in the region.



| Occupation | Avg Monthly Postings (Jan 2023 - Jun 2023) | Avg Monthly Hires (Jan 2023 - Jun 2023) |
|-------------------------------------|--|---|
| Social and Human Service Assistants | 8 | 51 |

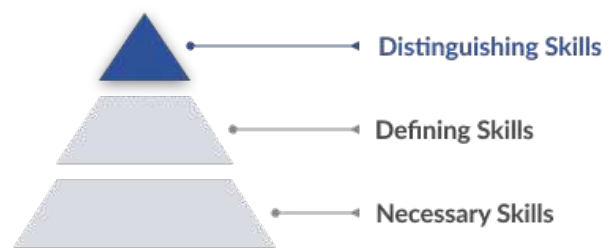
*A hire is reported by the Quarterly Workforce Indicators when an individual's Social Security Number appears on a company's payroll and was not there the quarter before. Lightcast hires are calculated using a combination of Lightcast jobs data, information on separation rates from the Bureau of Labor Statistics (BLS), and industry-based hires data from the Census Bureau.

| Top Companies | Unique Postings |
|-------------------------------------|-----------------|
| Options Family Of Services | 5 |
| County Santa Barbara Health | 4 |
| Good Samaritan Shelter | 4 |
| Community Solutions | 3 |
| Tri-Counties Regional Center | 3 |
| Community Action Partnership ... | 2 |
| County Of San Luis Obispo | 2 |
| Access Support Network | 1 |
| Children's Resource & Referral O... | 1 |
| City Of San Luis Obispo | 1 |

| Top Job Titles | Unique Postings |
|-------------------------------|-----------------|
| Community Support Specialists | 6 |
| Case Aides | 5 |
| Social Services Assistants | 3 |
| Caseworkers | 2 |
| Housing Advocates | 2 |
| Peer Advocates | 2 |
| Peer Educators | 2 |
| Residential Care Workers | 2 |
| Social Service Aides | 2 |
| Victim Advocates | 2 |

Top Distinguishing Skills by Demand

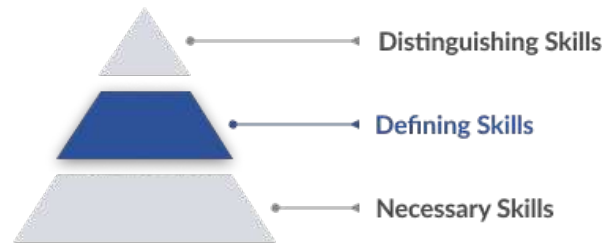
An occupation's Distinguishing Skills are the advanced skills that are called for occasionally. An employee with these skills is likely more specialized and able to differentiate themselves from others in the same role.



| Skill | Salary Boosting | Job Postings Requesting |
|--------------|-----------------|-------------------------|
| Peer Support | | 1 |

Top Defining Skills by Demand

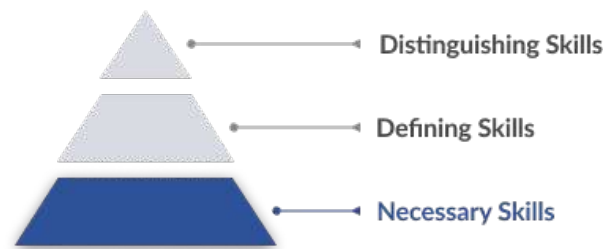
An occupation's Defining Skills represent the day-to-day tasks and responsibilities of the job. An employee needs these skills to qualify for and perform successfully in this occupation.



| Skill | Salary Boosting | Job Postings Requesting |
|------------------------|-----------------|-------------------------|
| Social Work | ✘ | 20 |
| Valid Driver's License | ✘ | 16 |
| Case Management | ✔ | 9 |
| Human Services | ✘ | 5 |

Top Necessary Skills by Demand

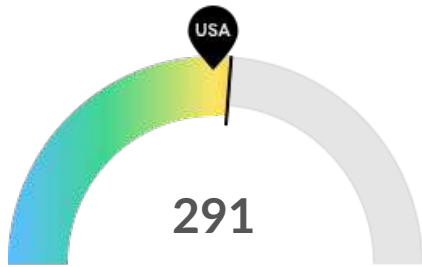
An occupation's Necessary Skills are the specialized skills required for that job and relevant across other similar jobs. An employee needs these skills as building blocks to perform the more complex Defining Skills.



| Skill | Salary Boosting | Job Postings Requesting |
|-----------------------------|-----------------|-------------------------|
| Bilingual (Spanish/English) | ✗ | 10 |
| Psychology | ✗ | 10 |
| Mental Health | ✗ | 7 |
| Care Coordination | ✗ | 6 |
| Crisis Intervention | ✗ | 6 |
| Data Entry | ✗ | 3 |
| Behavioral Health | ✗ | 2 |

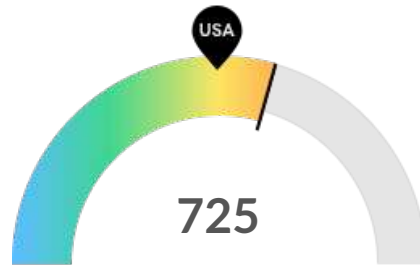
Demographics

Retirement Risk Is About Average, While Overall Diversity Is High



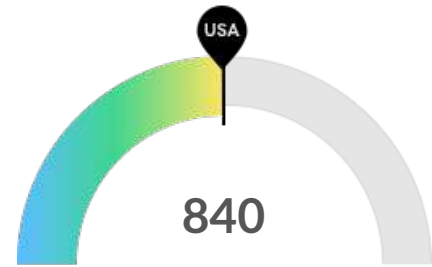
Retiring Soon

Retirement risk is about average in your area. The national average for an area this size is 271* employees 55 or older, while there are 291 here.



Racial Diversity

Racial diversity is high in your area. The national average for an area this size is 567* racially diverse employees, while there are 725 here.

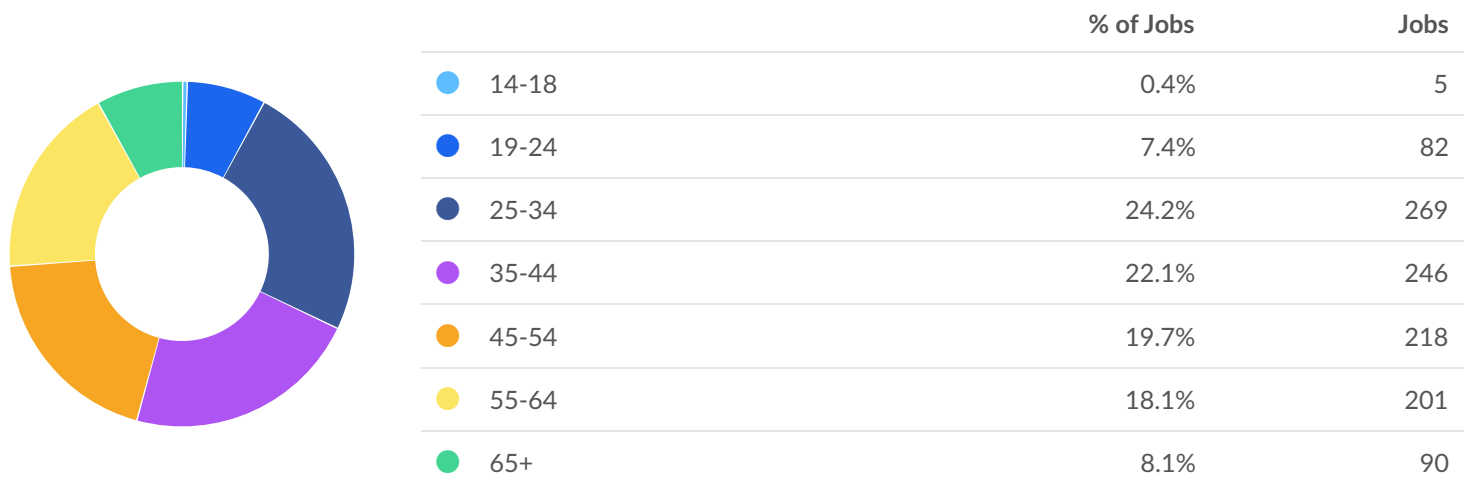


Gender Diversity

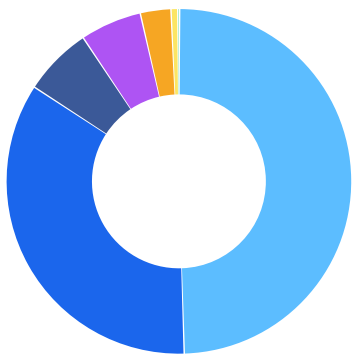
Gender diversity is about average in your area. The national average for an area this size is 843* female employees, while there are 840 here.

*National average values are derived by taking the national value for Social and Human Service Assistants and scaling it down to account for the difference in overall workforce size between the nation and your area. In other words, the values represent the national average adjusted for region size.

Occupation Age Breakdown

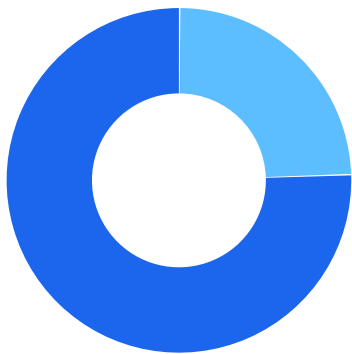


Occupation Race/Ethnicity Breakdown



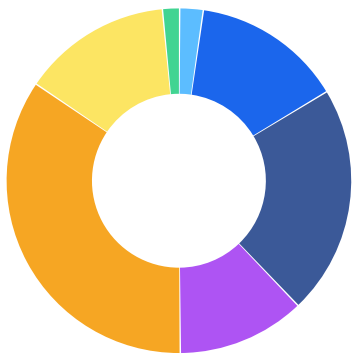
| | % of Jobs | Jobs |
|---|-----------|------|
| Hispanic or Latino | 49.4% | 549 |
| White | 34.7% | 385 |
| Black or African American | 6.4% | 72 |
| Asian | 5.8% | 64 |
| Two or More Races | 2.9% | 32 |
| American Indian or Alaska Native | 0.6% | 7 |
| Native Hawaiian or Other Pacific Islander | 0.2% | 2 |

Occupation Gender Breakdown



| | % of Jobs | Jobs |
|---------|-----------|------|
| Males | 24.4% | 271 |
| Females | 75.6% | 840 |

National Educational Attainment



| | % of Jobs |
|--|-----------|
| ● Less than high school diploma | 2.2% |
| ● High school diploma or equivalent | 14.1% |
| ● Some college, no degree | 21.5% |
| ● Associate's degree | 12.0% |
| ● Bachelor's degree | 34.6% |
| ● Master's degree | 14.0% |
| ● Doctoral or professional degree | 1.6% |

Occupational Programs



13 Programs

Of the programs that can train for this job, 13 have produced completions in the last 5 years.



7,641 Completions (2021)









The completions from all regional institutions for all degree types.



170 Openings (2021)

The average number of openings for an occupation in the region is 74.

| CIP Code | Top Programs | Completions (2021) |
|----------|--|--------------------|
| 24.0101 | Liberal Arts and Sciences/Liberal Studies | 6,420 |
| 19.0709 | Child Care Provider/Assistant | 423 |
| 03.0103 | Environmental Studies | 377 |
| 51.0000 | Health Services/Allied Health/Health Sciences, General | 120 |
| 03.0104 | Environmental Science | 103 |
| 51.1501 | Substance Abuse/Addiction Counseling | 71 |
| 19.0701 | Human Development and Family Studies, General | 42 |
| 44.0000 | Human Services, General | 37 |
| 24.0199 | Liberal Arts and Sciences, General Studies and Humanities, ... | 22 |
| 30.9999 | Multi-/Interdisciplinary Studies, Other | 22 |

| Top Schools | Completions (2021) | |
|---|--------------------|---|
| Cuesta College | 2,808 |  |
| Allan Hancock College | 2,301 |  |
| Santa Barbara City College | 1,839 |  |
| University of California-Santa Barbara | 472 |  |
| California Polytechnic State University-San Luis Obispo | 153 |  |
| Fielding Graduate University | 30 |  |
| Antioch University-Santa Barbara | 30 |  |
| Westmont College | 8 |  |

Appendix A

Social and Human Service Assistants (SOC 21-1093):

Assist other social and human service providers in providing client services in a wide variety of fields, such as psychology, rehabilitation, or social work, including support for families. May assist clients in identifying and obtaining available benefits and social and community services. May assist social workers with developing, organizing, and conducting programs to prevent and resolve problems relevant to substance abuse, human relationships, rehabilitation, or dependent care. Excludes Rehabilitation Counselors (21-1015), Psychiatric Technicians (29-2053), Personal Care Aides (31-1122), and Eligibility Interviewers, Government Programs (43-4061).

Sample of Reported Job Titles:

- Social Work Assistant
- Social Services Assistant
- Clinical Assistant
- Social Worker Assistant
- Social Services Aide
- Human Services Assistant
- Advocate
- Addictions Counselor Assistant
- Social Work Associate
- Residential Care Assistant

Related O*NET Occupation:

Social and Human Service Assistants (21-1093.00)