



Medical Assistants in 2 California Counties

Contents

What is Lightcast Data?	1
Report Parameters	2
Executive Summary	3
Jobs	4
Compensation	6
Job Posting Activity	7
Demographics	12
Occupational Programs	15
Appendix A	16

What is Lightcast Data?

Lightcast data is a hybrid dataset derived from official government sources such as the US Census Bureau, Bureau of Economic Analysis, and Bureau of Labor Statistics. Leveraging the unique strengths of each source, our data modeling team creates an authoritative dataset that captures more than 99% of all workers in the United States. This core offering is then enriched with data from online social profiles, resumé, and job postings to give you a complete view of the workforce.

Lightcast data is frequently cited in major publications such as *The Atlantic*, *Forbes*, *Harvard Business Review*, *The New York Times*, *The Wall Street Journal*, and *USA Today*.



Report Parameters

1 Occupation

31-9092 Medical Assistants

2 Counties

6079 San Luis Obispo County, CA

6083 Santa Barbara County, CA

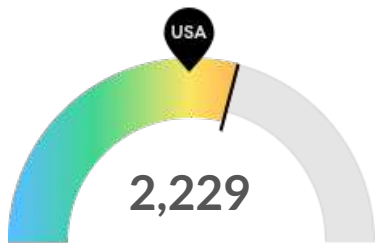
Class of Worker

QCEW Employees, Non-QCEW Employees, and Self-Employed

The information in this report pertains to the chosen occupation and geographical areas.

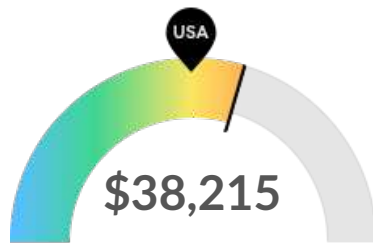
Executive Summary

Aggressive Job Posting Demand Over a Deep Supply of Regional Jobs



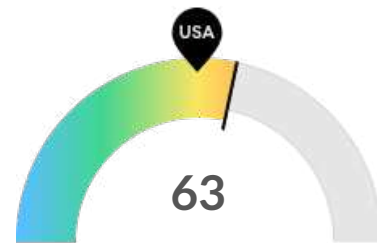
Jobs (2023)

Your area is a hotspot for this kind of job. The national average for an area this size is 1,767* employees, while there are 2,229 here.



Compensation

Earnings are about average in your area. The national median salary for Medical Assistants is \$37,158, compared to \$38,215 here.



Job Posting Demand

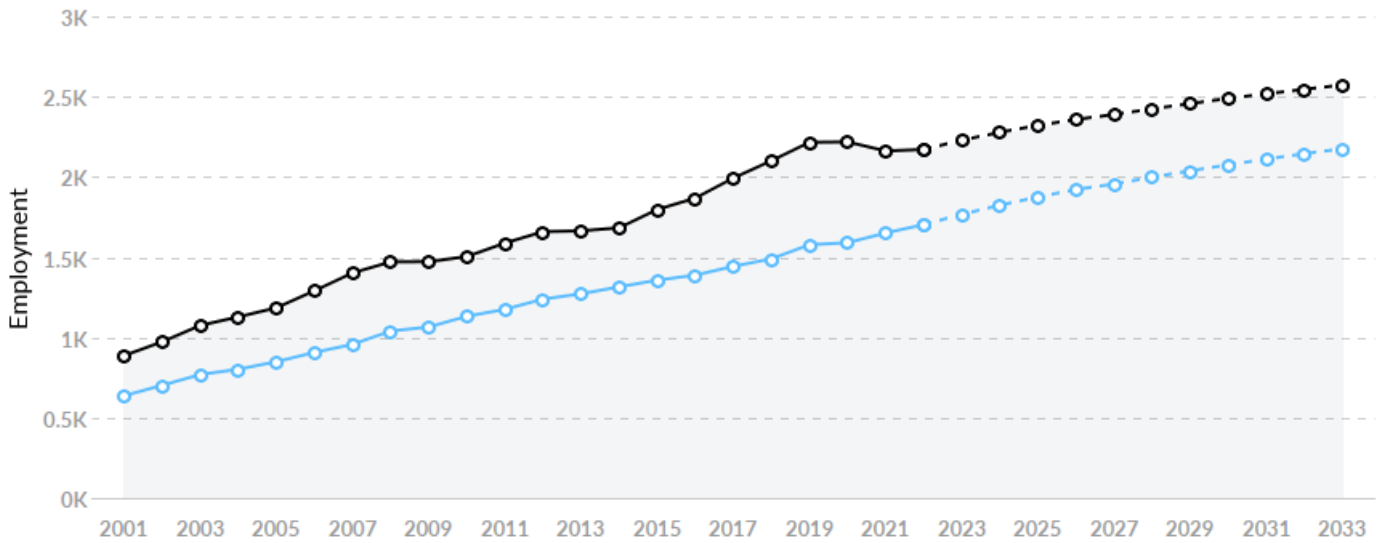
Job posting activity is high in your area. The national average for an area this size is 52* job postings/mo, while there are 63 here.

*National average values are derived by taking the national value for Medical Assistants and scaling it down to account for the difference in overall workforce size between the nation and your area. In other words, the values represent the national average adjusted for region size.

Jobs

Regional Employment Is Higher Than the National Average

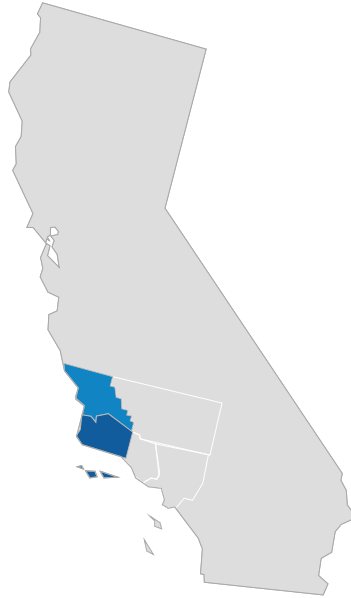
An average area of this size typically has 1,767* jobs, while there are 2,229 here. This higher than average supply of jobs may make it easier for workers in this field to find employment in your area.



Region	2023 Jobs	2033 Jobs	Change	% Change
● 2 California Counties	2,229	2,573	344	15.4%
● National Average	1,767	2,176	409	23.1%

*National average values are derived by taking the national value for Medical Assistants and scaling it down to account for the difference in overall workforce size between the nation and your area. In other words, the values represent the national average adjusted for region size.

Regional Breakdown



County	2023 Jobs
Santa Barbara County, CA	1,308
San Luis Obispo County, CA	921

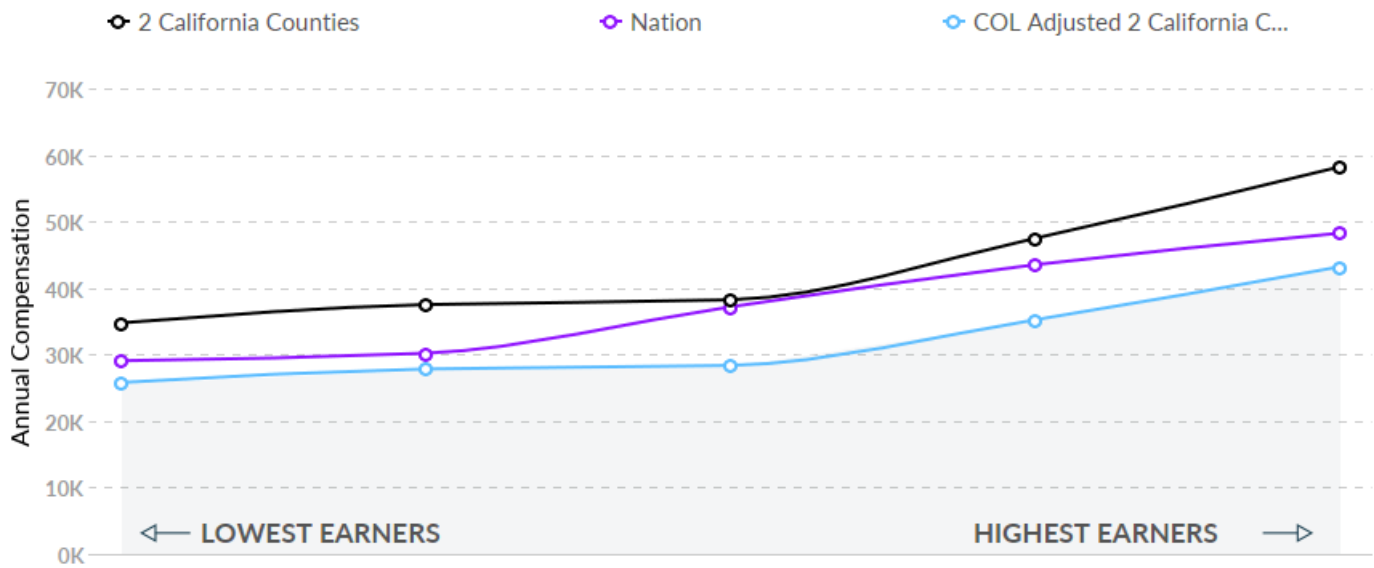
Most Jobs are Found in the Offices of Physicians Industry Sector



Compensation

Regional Compensation Is 3% Higher Than National Compensation

For Medical Assistants, the 2021 median wage in your area is \$38,215, while the national median wage is \$37,158.



Job Posting Activity



379 Unique Job Postings

The number of unique postings for this job from Jan 2023 to Jun 2023.



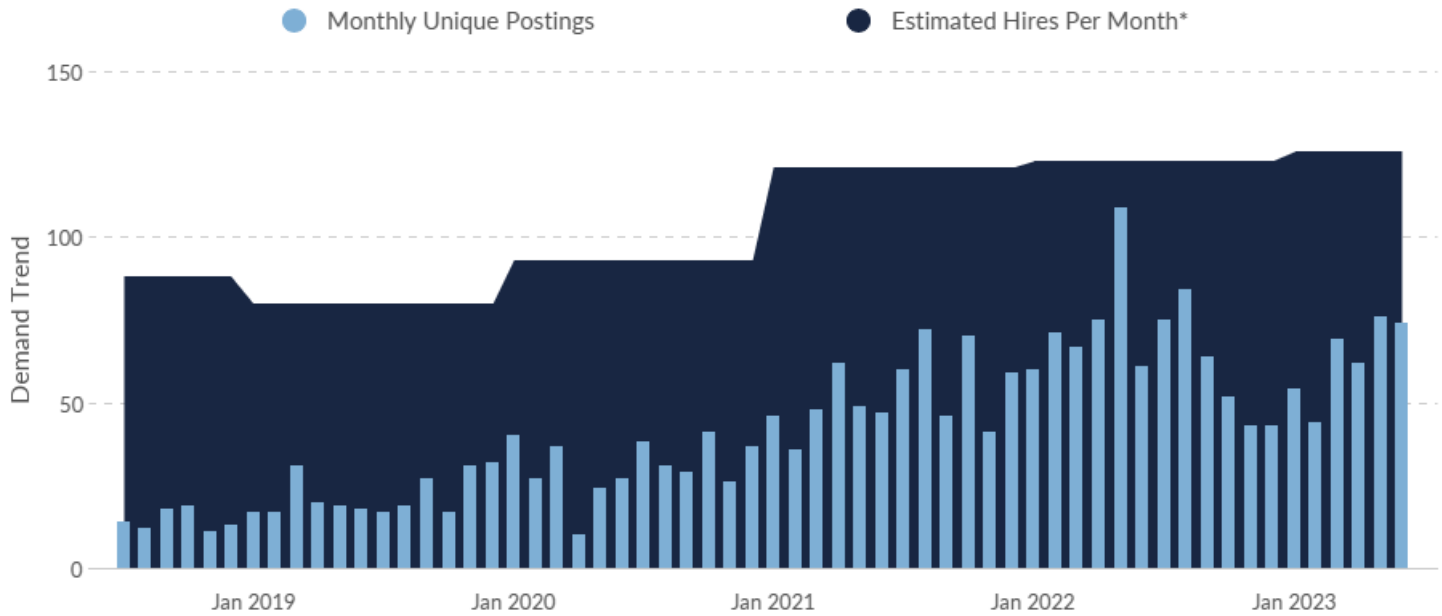
93 Employers Competing

All employers in the region who posted for this job from Jan 2023 to Jun 2023.













30 Day Median Duration









Posting duration is 3 days shorter than what's typical in the region.



Occupation	Avg Monthly Postings (Jan 2023 - Jun 2023)	Avg Monthly Hires (Jan 2023 - Jun 2023)
Medical Assistants	63	126

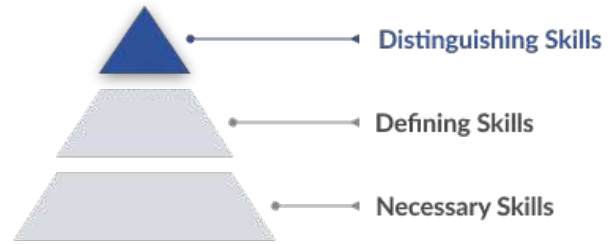
*A hire is reported by the Quarterly Workforce Indicators when an individual's Social Security Number appears on a company's payroll and was not there the quarter before. Lightcast hires are calculated using a combination of Lightcast jobs data, information on separation rates from the Bureau of Labor Statistics (BLS), and industry-based hires data from the Census Bureau.

Top Companies	Unique Postings
Community Health Centers	44 
Sansum Clinic	23 
Actalent	22 
CommonSpirit Health	18 
Pacific Central Coast Health Cen...	16 
University of California	15 
Cottage Health	11 
United States Department of Ve...	7 
Greenstaff Medical USA	6 
Planned Parenthood	6 

Top Job Titles	Unique Postings
Medical Assistants	208 
Dermatology Medical Assistants	12 
Back Office Medical Assistants	11 
Certified Medical Assistants	10 
Chiropractic Assistants	9 
Clinical Concierges/Medical Ass...	6 
Pediatric Medical Assistants	6 
Primary Care Medical Assistants	6 
Barbacks	5 
Lead Medical Support Assistants	5 

Top Distinguishing Skills by Demand

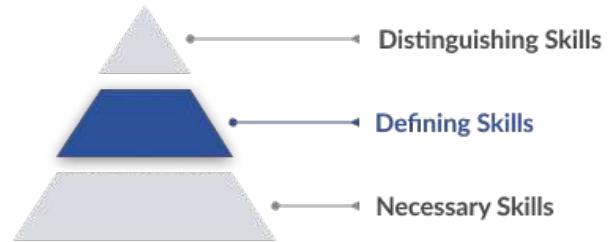
An occupation's Distinguishing Skills are the advanced skills that are called for occasionally. An employee with these skills is likely more specialized and able to differentiate themselves from others in the same role.



Skill	Salary Boosting	Job Postings Requesting
Venipuncture	✘	78
Dermatology	✘	29
Emergency Medical Technician (EMT)	✘	23
Medical Practices And Procedures	✘	12
Urgent Care	✘	10
Patient Interviews	✔	7
Surgical Suturing	✘	7
Medical Science	✘	6
Dressing Changes	✘	5
Diagnostic Tests	✔	3

Top Defining Skills by Demand

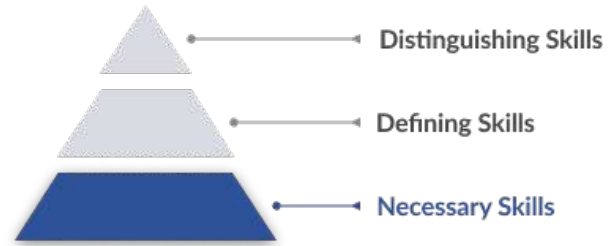
An occupation's Defining Skills represent the day-to-day tasks and responsibilities of the job. An employee needs these skills to qualify for and perform successfully in this occupation.



Skill	Salary Boosting	Job Postings Requesting
Medical Assistance	✗	342
Vital Signs	✗	161
Basic Life Support (BLS) Certification	✗	143
Medical Records	✗	136
Electronic Medical Record	✗	126
Intravenous Therapy	✓	109
Certified Medical Assistant (CMA)	✗	107
Registered Medical Assistant (RMA)	✗	95
Patient Preparation	✓	81
Electrocardiography	✗	79

Top Necessary Skills by Demand

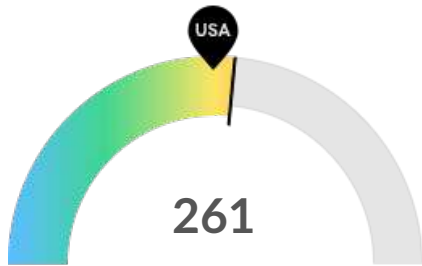
An occupation's Necessary Skills are the specialized skills required for that job and relevant across other similar jobs. An employee needs these skills as building blocks to perform the more complex Defining Skills.



Skill	Salary Boosting	Job Postings Requesting
Nursing	✘	69
Cardiopulmonary Resuscitation (CPR)	✘	66
Medication Administration	✘	59
Registered Nurse (RN)	✘	56
Infection Control	✘	55
Direct Patient Care	✘	53
Cardiopulmonary Resuscitation (CPR) Certification	✘	47
Patient Education And Counseling	✘	39
Front Office	✘	31
Patient Treatment	✘	25

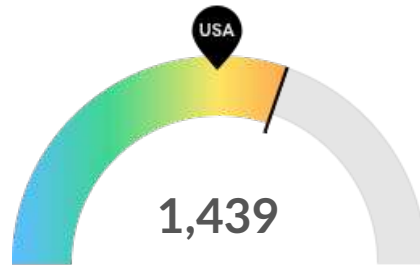
Demographics

Retirement Risk Is About Average, While Overall Diversity Is High



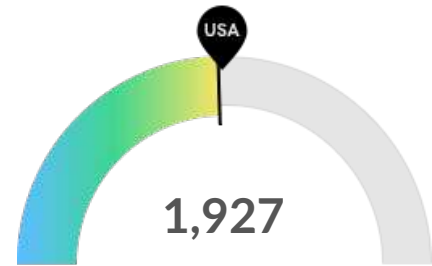
Retiring Soon

Retirement risk is about average in your area. The national average for an area this size is 239* employees 55 or older, while there are 261 here.



Racial Diversity

Racial diversity is high in your area. The national average for an area this size is 1,069* racially diverse employees, while there are 1,439 here.

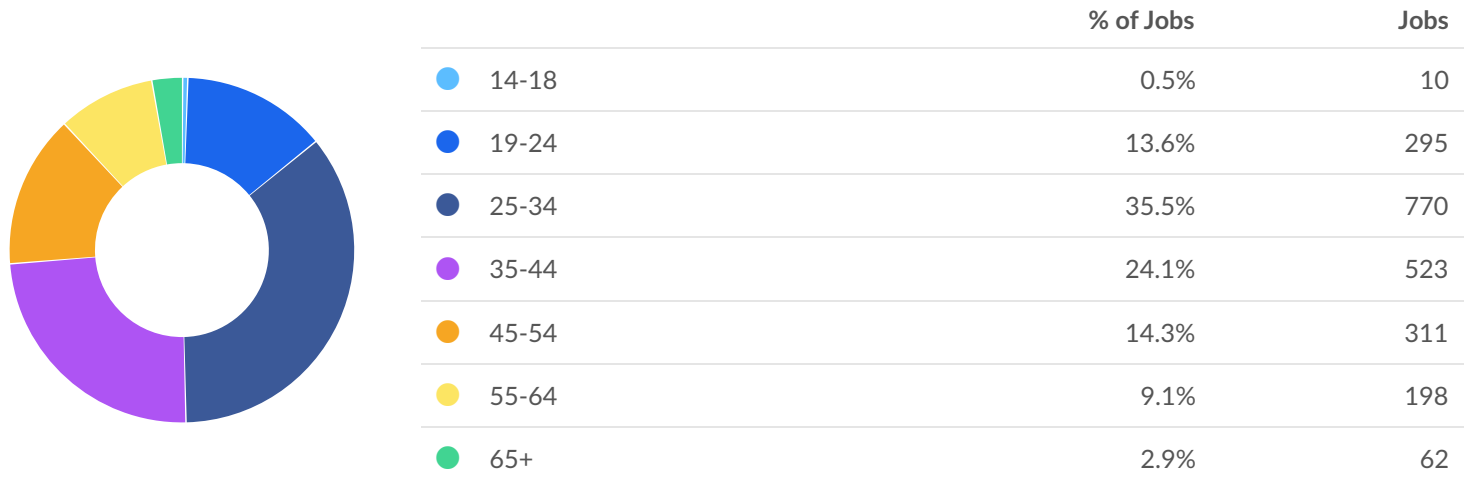


Gender Diversity

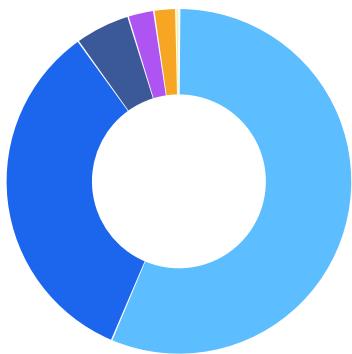
Gender diversity is about average in your area. The national average for an area this size is 1,981* female employees, while there are 1,927 here.

*National average values are derived by taking the national value for Medical Assistants and scaling it down to account for the difference in overall workforce size between the nation and your area. In other words, the values represent the national average adjusted for region size.

Occupation Age Breakdown

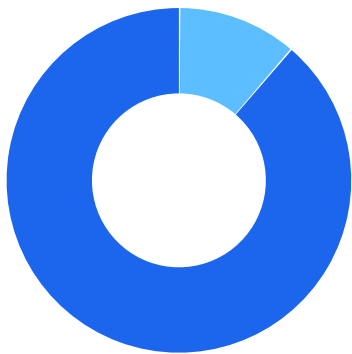


Occupation Race/Ethnicity Breakdown



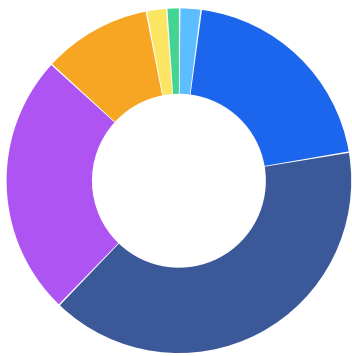
	% of Jobs	Jobs
● Hispanic or Latino	56.3%	1,222
● White	33.7%	732
● Asian	5.2%	112
● Black or African American	2.4%	53
● Two or More Races	2.1%	45
● American Indian or Alaska Native	0.2%	5
● Native Hawaiian or Other Pacific Islander	0.1%	3

Occupation Gender Breakdown



	% of Jobs	Jobs
● Males	11.2%	243
● Females	88.8%	1,927

National Educational Attainment



	% of Jobs
● Less than high school diploma	2.0%
● High school diploma or equivalent	20.3%
● Some college, no degree	39.9%
● Associate's degree	24.6%
● Bachelor's degree	10.2%
● Master's degree	1.9%
● Doctoral or professional degree	1.2%

Occupational Programs



6 Programs

Of the programs that can train for this job, 6 have produced completions in the last 5 years.



1,357 Completions (2021)

The completions from all regional institutions for all degree types.



312 Openings (2021)

The average number of openings for an occupation in the region is 74.

CIP Code	Top Programs	Completions (2021)
30.0101	Biological and Physical Sciences	1,081
51.0801	Medical/Clinical Assistant	223
51.0713	Medical Insurance Coding Specialist/Coder	26
51.0710	Medical Office Assistant/Specialist	15
51.0716	Medical Administrative/Executive Assistant and Medical Se...	12

Top Schools	Completions (2021)
Allan Hancock College	607
Santa Barbara City College	549
Cuesta College	67
CET-Santa Maria	44
San Joaquin Valley College-Atascadero	43
San Joaquin Valley College-Santa Maria	32
Santa Barbara Business College-Santa Maria	11
Central California School of Continuing Education	4

Appendix A

Medical Assistants (SOC 31-9092):

Perform administrative and certain clinical duties under the direction of a physician. Administrative duties may include scheduling appointments, maintaining medical records, billing, and coding information for insurance purposes. Clinical duties may include taking and recording vital signs and medical histories, preparing patients for examination, drawing blood, and administering medications as directed by physician. Excludes Physician Assistants (29-1071).

Sample of Reported Job Titles:

- Chiropractor Assistant
- Certified Medical Assistant (CMA)
- Clinical Medical Assistant
- Chiropractic Assistant
- Registered Medical Assistant (RMA)
- Outpatient Surgery Assistant
- Optometric Assistant
- Ophthalmological Assistant
- Ophthalmic Assistant
- Health Assistant

Related O*NET Occupation:

Medical Assistants (31-9092.00)