



Licensed Practical and Licensed Vocational Nurses in 2 California Counties

Contents

What is Lightcast Data?	1
Report Parameters	2
Executive Summary	3
Jobs	4
Compensation	7
Job Posting Activity	8
Demographics	12
Occupational Programs	15
Appendix A	16

What is Lightcast Data?

Lightcast data is a hybrid dataset derived from official government sources such as the US Census Bureau, Bureau of Economic Analysis, and Bureau of Labor Statistics. Leveraging the unique strengths of each source, our data modeling team creates an authoritative dataset that captures more than 99% of all workers in the United States. This core offering is then enriched with data from online social profiles, resumé, and job postings to give you a complete view of the workforce.

Lightcast data is frequently cited in major publications such as *The Atlantic*, *Forbes*, *Harvard Business Review*, *The New York Times*, *The Wall Street Journal*, and *USA Today*.



Report Parameters

1 Occupation

29-2061 Licensed Practical and Licensed Vocational Nurses

2 Counties

6079 San Luis Obispo County, CA

6083 Santa Barbara County, CA

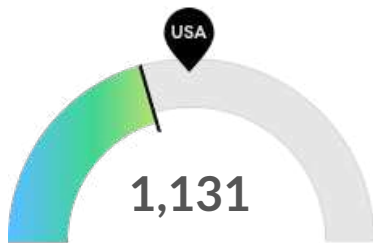
Class of Worker

QCEW Employees, Non-QCEW Employees, and Self-Employed

The information in this report pertains to the chosen occupation and geographical areas.

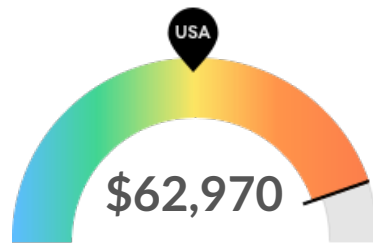
Executive Summary

Light Job Posting Demand Over a Thin Supply of Regional Jobs



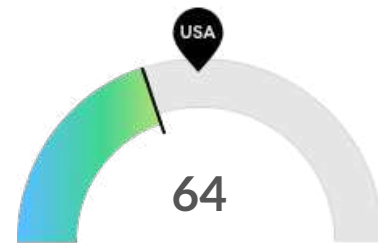
Jobs (2023)

Your area is not a hotspot for this kind of job. The national average for an area this size is 1,486* employees, while there are 1,131 here.



Compensation

Earnings are high in your area. The national median salary for Licensed Practical and Licensed Vocational Nurses is \$48,036, compared to \$62,970 here.



Job Posting Demand

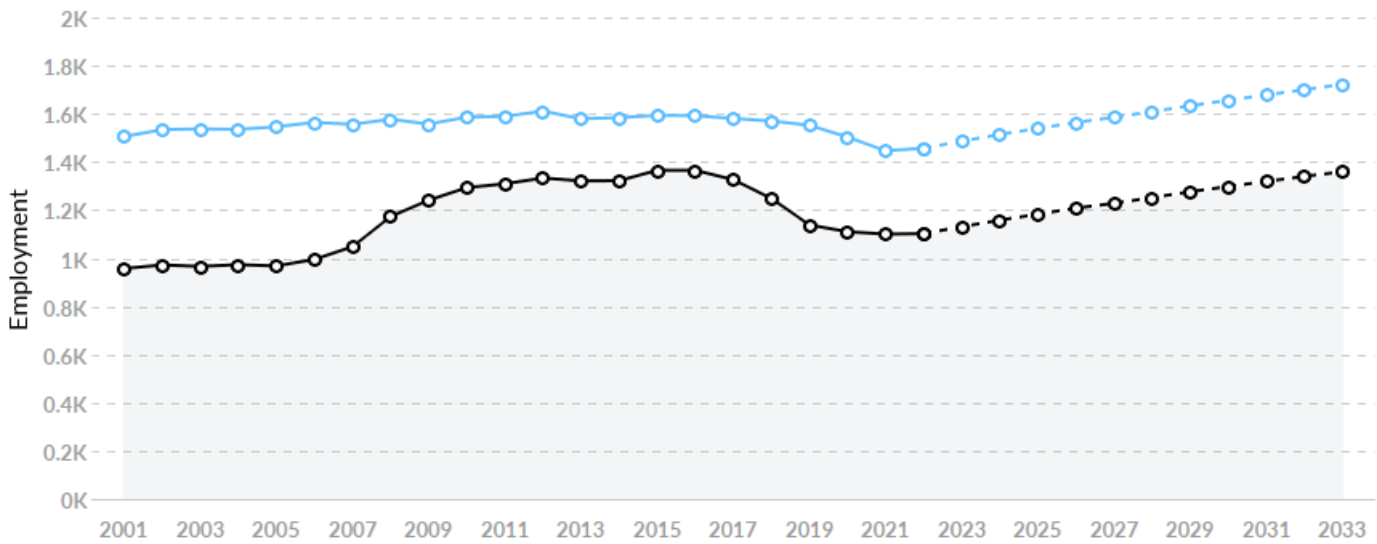
Job posting activity is low in your area. The national average for an area this size is 87* job postings/mo, while there are 64 here.

*National average values are derived by taking the national value for Licensed Practical and Licensed Vocational Nurses and scaling it down to account for the difference in overall workforce size between the nation and your area. In other words, the values represent the national average adjusted for region size.

Jobs

Regional Employment Is Lower Than the National Average

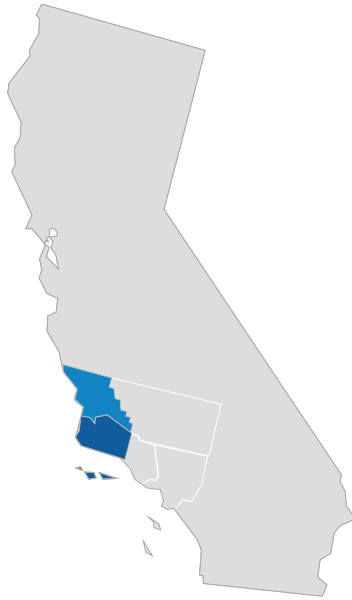
An average area of this size typically has 1,486* jobs, while there are 1,131 here. This lower than average supply of jobs may make it more difficult for workers in this field to find employment in your area.



Region	2023 Jobs	2033 Jobs	Change	% Change
● 2 California Counties	1,131	1,359	229	20.2%
● National Average	1,486	1,722	236	15.9%

*National average values are derived by taking the national value for Licensed Practical and Licensed Vocational Nurses and scaling it down to account for the difference in overall workforce size between the nation and your area. In other words, the values represent the national average adjusted for region size.

Regional Breakdown



County	2023 Jobs
Santa Barbara County, CA	677
San Luis Obispo County, CA	454

Most Jobs are Found in the Nursing Care Facilities (Skilled Nursing Facilities) Industry Sector

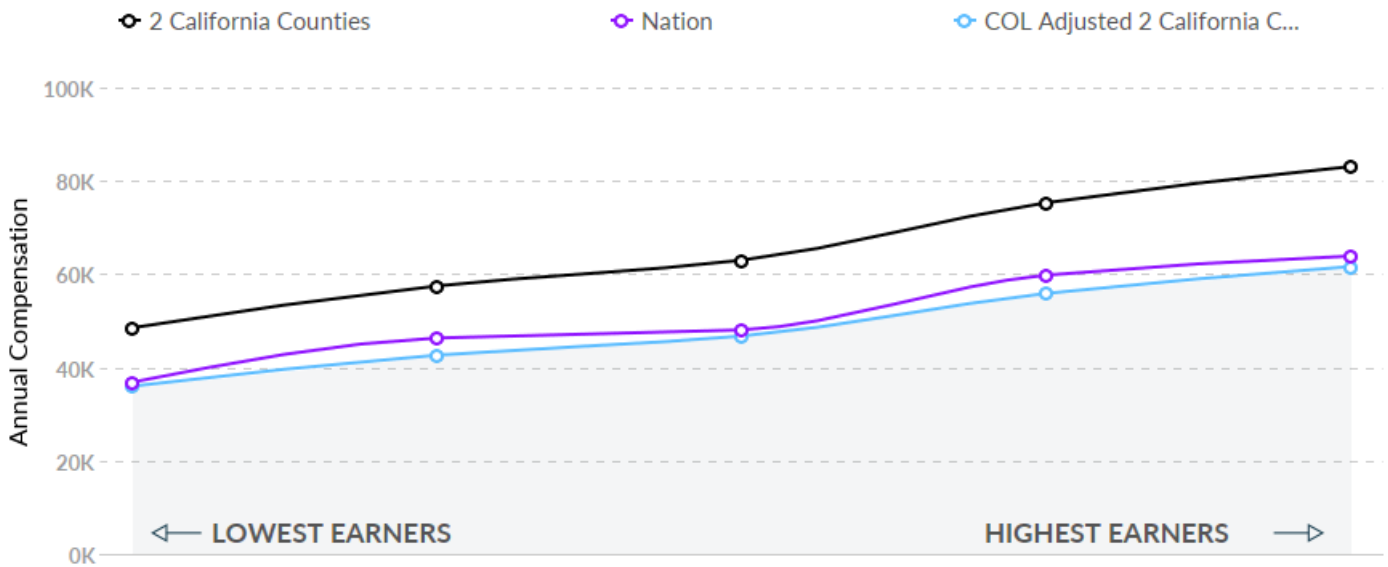


Industry	% of Occupation in Industry (2023)
● Nursing Care Facilities (Skilled Nursing Facilities)	27.1%
● Offices of Physicians	11.9%
● Continuing Care Retirement Communities and Assisted Living Facilities for the Elderly	10.8%
● Home Health Care Services	8.1%
● Employment Services	6.3%
● General Medical and Surgical Hospitals	6.1%
● Other	29.8%

Compensation

Regional Compensation Is 31% Higher Than National Compensation

For Licensed Practical and Licensed Vocational Nurses, the 2021 median wage in your area is \$62,970, while the national median wage is \$48,036.



Job Posting Activity



383 Unique Job Postings

The number of unique postings for this job from Jan 2023 to Jun 2023.



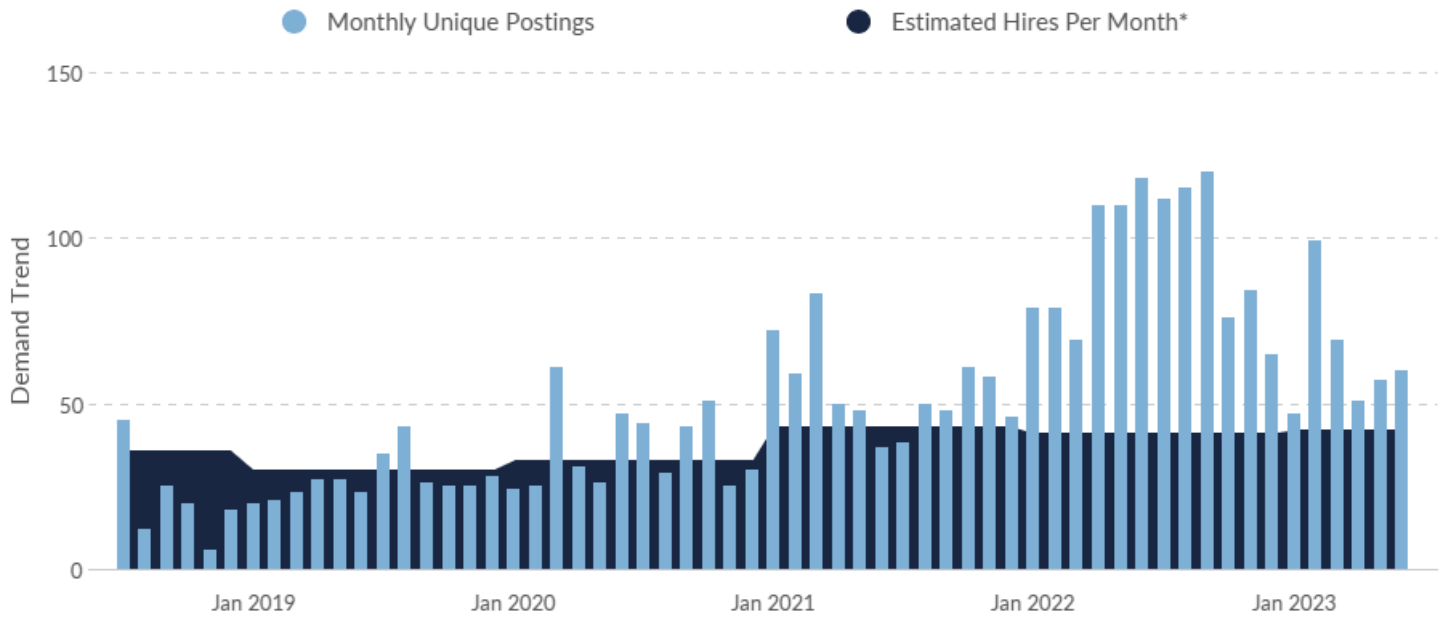
133 Employers Competing

All employers in the region who posted for this job from Jan 2023 to Jun 2023.



32 Day Median Duration

Posting duration is 1 day shorter than what's typical in the region.



Occupation	Avg Monthly Postings (Jan 2023 - Jun 2023)	Avg Monthly Hires (Jan 2023 - Jun 2023)
Licensed Practical and Licensed Vocational Nurses	64	42

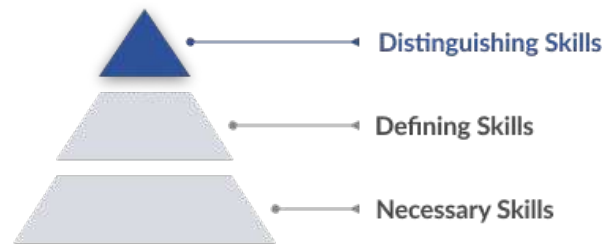
*A hire is reported by the Quarterly Workforce Indicators when an individual's Social Security Number appears on a company's payroll and was not there the quarter before. Lightcast hires are calculated using a combination of Lightcast jobs data, information on separation rates from the Bureau of Labor Statistics (BLS), and industry-based hires data from the Census Bureau.

Top Companies	Unique Postings
Wellpath	18
Maxim Healthcare Services	15
Valle Verde Pte Ltd	12
Assisted Home Health & Hospice	11
Crestwood Behavioral Health	10
CoreMedical Group	9
Merakey	8
LINKS STAFFING CORP, Delinq...	7
Pinnacle Treatment Centers	7
CommonSpirit Health	6

Top Job Titles	Unique Postings
Licensed Vocational Nurses	157
Licensed Practical Nurses/Licen...	28
Licensed Practical Nurses	26
Correctional Licensed Vocationa...	17
Long Term Care Registered Nurs...	11
Home Health Licensed Practical...	8
Registered Behavior Technicians	8
Barbacks	7
Hospice Registered Nurses	6
Registered Nurses/Licensed Pra...	6

Top Distinguishing Skills by Demand

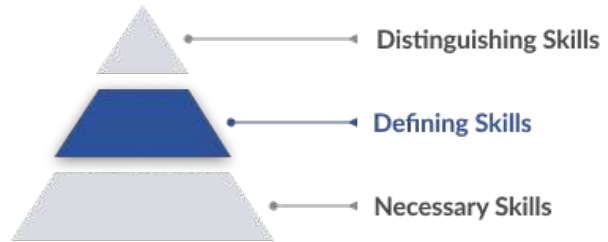
An occupation's Distinguishing Skills are the advanced skills that are called for occasionally. An employee with these skills is likely more specialized and able to differentiate themselves from others in the same role.



Skill	Salary Boosting	Job Postings Requesting
Patient Observation	✓	21
Nursing Homes	✗	15
Wound Care	✗	9
Blood Pressure	✗	7
Tracheotomy	✗	6

Top Defining Skills by Demand

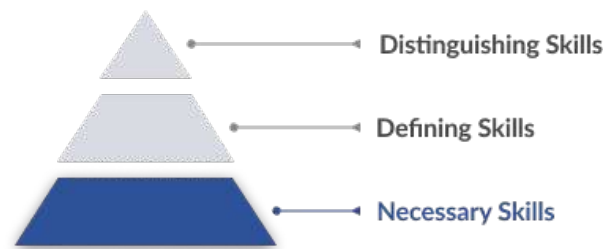
An occupation's Defining Skills represent the day-to-day tasks and responsibilities of the job. An employee needs these skills to qualify for and perform successfully in this occupation.





Skill	Salary Boosting	Job Postings Requesting
Licensed Vocational Nurse (LVN)	✘	325
Nursing	✔	204
Licensed Practical Nurse (LPN)	✘	179
Registered Nurse (RN)	✘	138
Medication Administration	✘	70
Nursing Care	✘	61
Basic Life Support (BLS) Certification	✘	58
Vital Signs	✘	57
Long-Term Care	✘	46
Computerized Physician Order Entry	✘	41

Top Necessary Skills by Demand

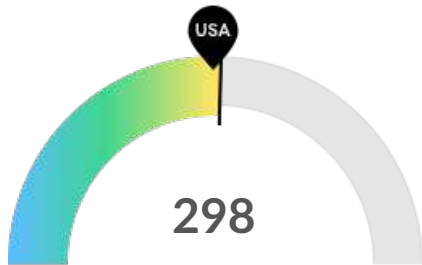
An occupation's Necessary Skills are the specialized skills required for that job and relevant across other similar jobs. An employee needs these skills as building blocks to perform the more complex Defining Skills.



Skill	Salary Boosting	Job Postings Requesting
Cardiopulmonary Resuscitation (CPR) Certification		82
Home Health Care		66
Cardiopulmonary Resuscitation (CPR)		52
Medical Records		33
Nursing Process		29
Infection Control		28
Pediatrics		24

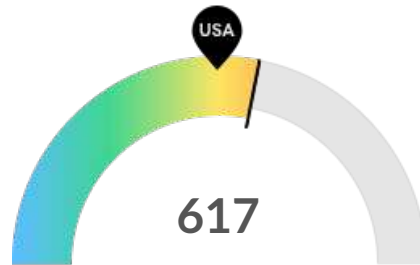
Demographics

Retirement Risk Is About Average, While Overall Diversity Is About Average



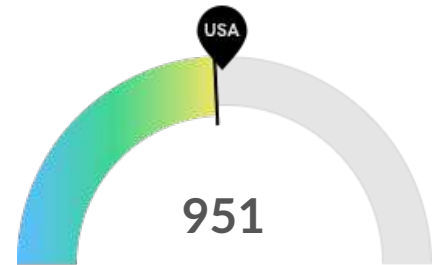
Retiring Soon

Retirement risk is about average in your area. The national average for an area this size is 291* employees 55 or older, while there are 298 here.



Racial Diversity

Racial diversity is high in your area. The national average for an area this size is 517* racially diverse employees, while there are 617 here.

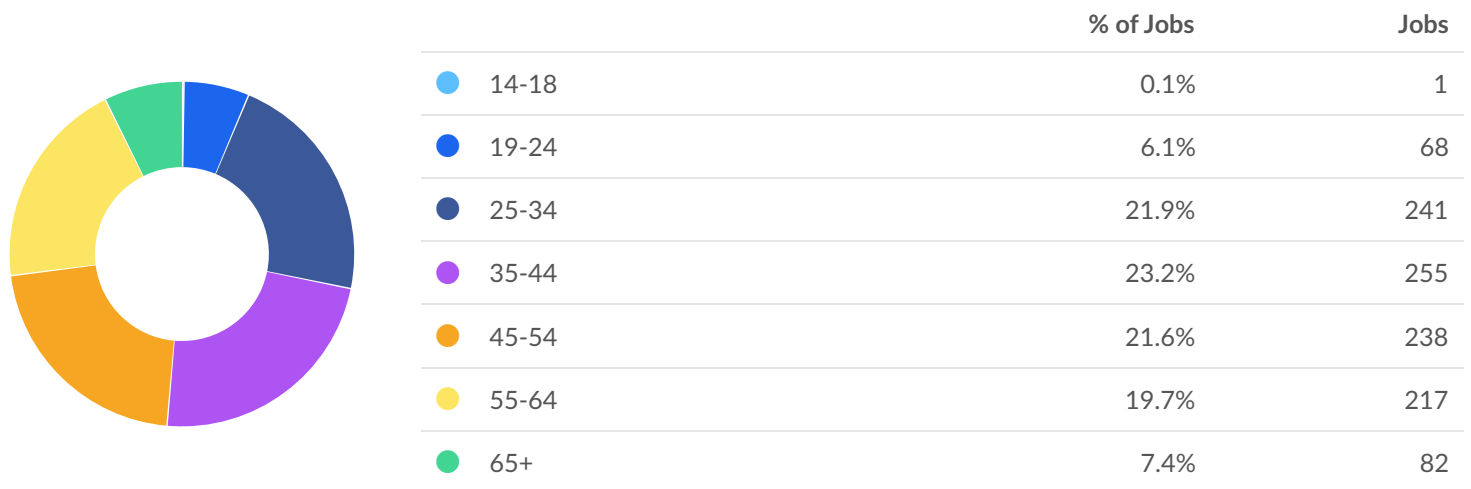


Gender Diversity

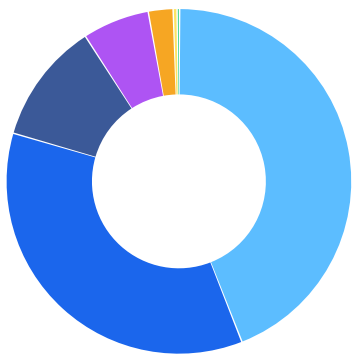
Gender diversity is about average in your area. The national average for an area this size is 994* female employees, while there are 951 here.

*National average values are derived by taking the national value for Licensed Practical and Licensed Vocational Nurses and scaling it down to account for the difference in overall workforce size between the nation and your area. In other words, the values represent the national average adjusted for region size.

Occupation Age Breakdown

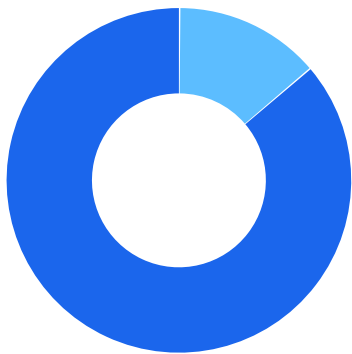


Occupation Race/Ethnicity Breakdown



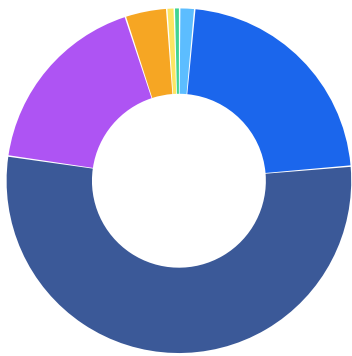
	% of Jobs	Jobs
White	44.0%	485
Hispanic or Latino	35.5%	391
Asian	11.4%	125
Black or African American	6.3%	69
Two or More Races	2.3%	26
American Indian or Alaska Native	0.4%	4
Native Hawaiian or Other Pacific Islander	0.2%	3

Occupation Gender Breakdown



	% of Jobs	Jobs
Males	13.7%	151
Females	86.3%	951

National Educational Attainment



	% of Jobs
● Less than high school diploma	1.4%
● High school diploma or equivalent	22.2%
● Some college, no degree	53.6%
● Associate's degree	17.7%
● Bachelor's degree	3.9%
● Master's degree	0.7%
● Doctoral or professional degree	0.5%

Occupational Programs



2 Programs

Of the programs that can train for this job, 2 have produced completions in the last 5 years.



109 Completions (2021)

The completions from all regional institutions for all degree types.



91 Openings (2021)

The average number of openings for an occupation in the region is 74.

CIP Code	Top Programs	Completions (2021)
51.3901	Licensed Practical/Vocational Nurse Training	109 <div style="width: 100%; height: 10px; background-color: #0070C0;"></div>

Top Schools	Completions (2021)
Allan Hancock College	53 <div style="width: 50%; height: 10px; background-color: #0070C0;"></div>
Cuesta College	37 <div style="width: 35%; height: 10px; background-color: #0070C0;"></div>
Santa Barbara Business College-Santa Maria	16 <div style="width: 15%; height: 10px; background-color: #0070C0;"></div>
Santa Barbara City College	3 <div style="width: 3%; height: 10px; background-color: #0070C0;"></div>

Appendix A

Licensed Practical and Licensed Vocational Nurses (SOC 29-2061):

Care for ill, injured, or convalescing patients or persons with disabilities in hospitals, nursing homes, clinics, private homes, group homes, and similar institutions. May work under the supervision of a registered nurse. Licensing required.

Sample of Reported Job Titles:

- Licensed Vocational Nurse (LVN)
- Triage LPN (Triage Licensed Practical Nurse)
- Pediatric LPN (Pediatric Licensed Practical Nurse)
- Radiation Oncology Nurse
- Private Duty Nurse
- Office Nurse
- Home Health Licensed Practical Nurse (Home Health LPN)
- Clinic Nurse
- Clinic Licensed Practical Nurse (Clinic LPN)
- Charge Nurse

Related O*NET Occupation:

Licensed Practical and Licensed Vocational Nurses (29-2061.00)