

# Interior Designers in 2 California Counties

# Contents

What is Lightcast Data? .....	1
Report Parameters .....	2
Executive Summary .....	3
Jobs .....	4
Compensation .....	6
Job Posting Activity .....	7
Demographics .....	11
Occupational Programs .....	14
Appendix A .....	15

## What is Lightcast Data?

Lightcast data is a hybrid dataset derived from official government sources such as the US Census Bureau, Bureau of Economic Analysis, and Bureau of Labor Statistics. Leveraging the unique strengths of each source, our data modeling team creates an authoritative dataset that captures more than 99% of all workers in the United States. This core offering is then enriched with data from online social profiles, resumé, and job postings to give you a complete view of the workforce.

Lightcast data is frequently cited in major publications such as *The Atlantic*, *Forbes*, *Harvard Business Review*, *The New York Times*, *The Wall Street Journal*, and *USA Today*.



## Report Parameters

### 1 Occupation

27-1025 Interior Designers

---

### 2 Counties

6079 San Luis Obispo County, CA

6083 Santa Barbara County, CA

---

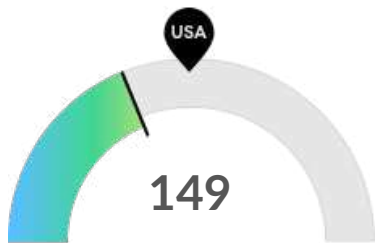
### Class of Worker

QCEW Employees, Non-QCEW Employees, and Self-Employed

The information in this report pertains to the chosen occupation and geographical areas.

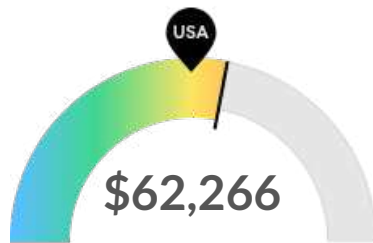
## Executive Summary

### Average Job Posting Demand Over a Thin Supply of Regional Jobs



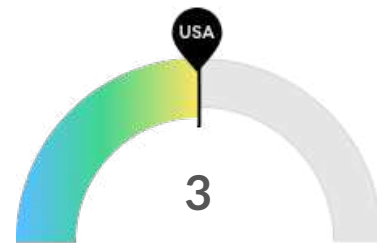
**Jobs (2023)**

Your area is not a hotspot for this kind of job. The national average for an area this size is 218\* employees, while there are 149 here.



**Compensation**

Earnings are about average in your area. The national median salary for Interior Designers is \$59,108, compared to \$62,266 here.



**Job Posting Demand**

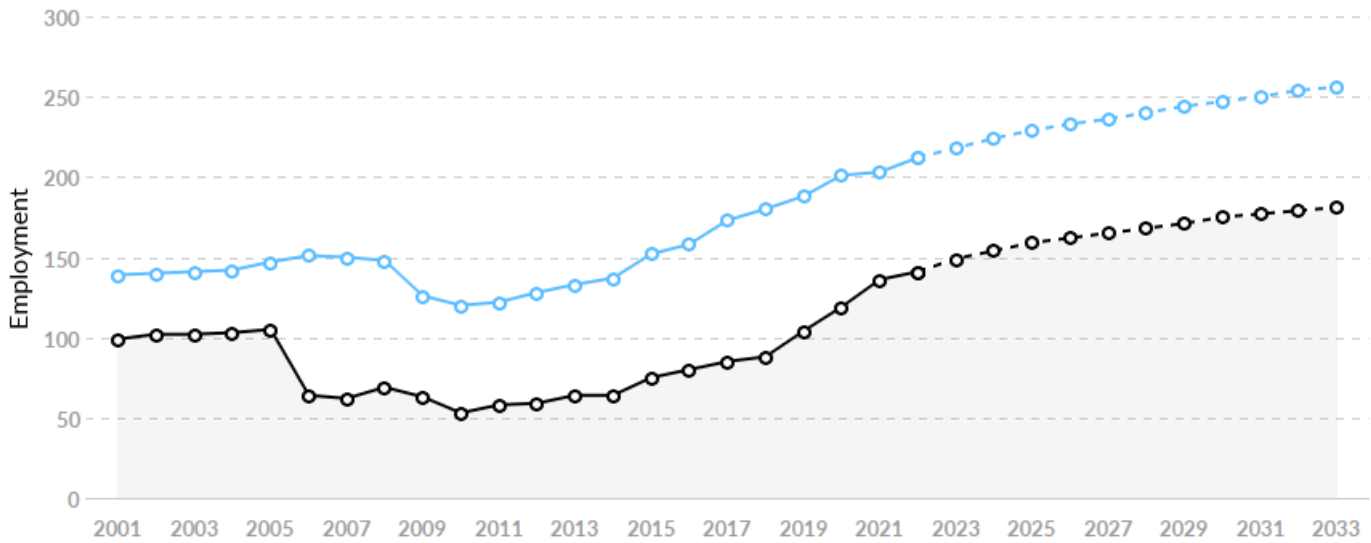
Job posting activity is about average in your area. The national average for an area this size is 3\* job postings/mo, while there are 3 here.

\*National average values are derived by taking the national value for Interior Designers and scaling it down to account for the difference in overall workforce size between the nation and your area. In other words, the values represent the national average adjusted for region size.

# Jobs

## Regional Employment Is Lower Than the National Average

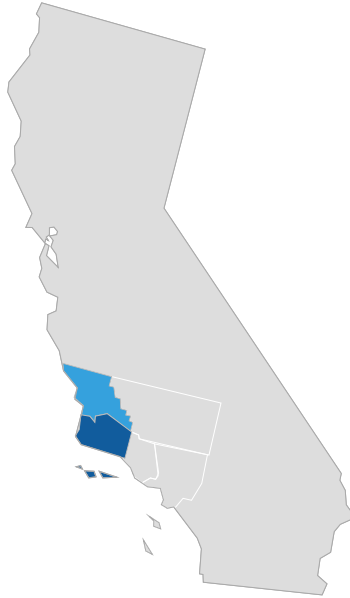
An average area of this size typically has 218\* jobs, while there are 149 here. This lower than average supply of jobs may make it more difficult for workers in this field to find employment in your area.



Region	2023 Jobs	2033 Jobs	Change	% Change
● 2 California Counties	149	181	32	21.7%
● National Average	218	256	38	17.3%

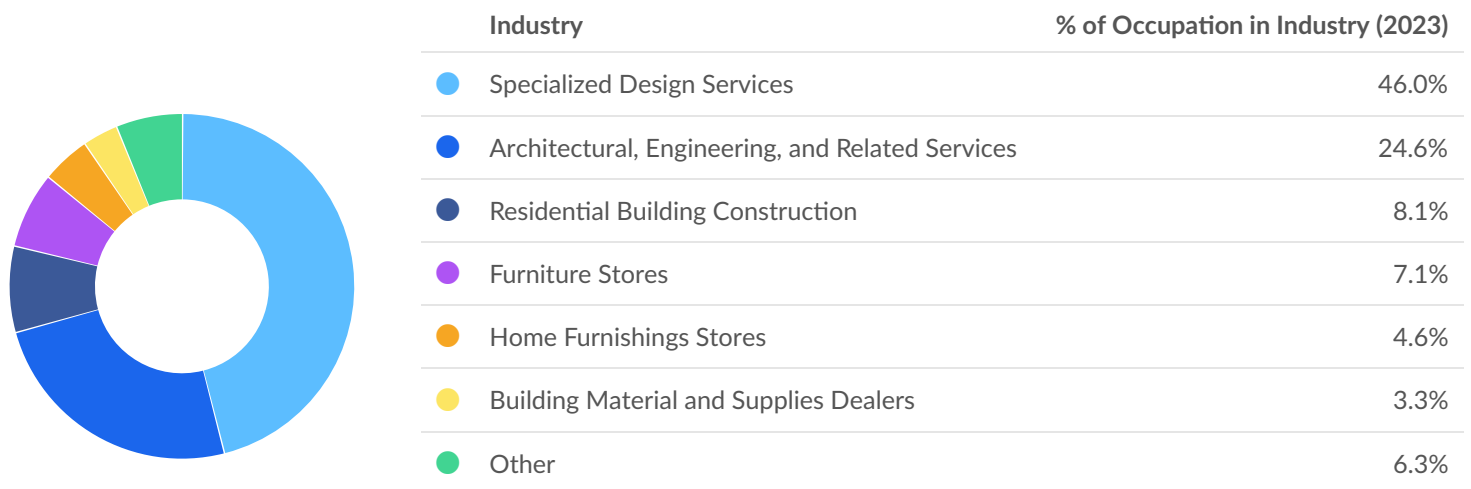
\*National average values are derived by taking the national value for Interior Designers and scaling it down to account for the difference in overall workforce size between the nation and your area. In other words, the values represent the national average adjusted for region size.

## Regional Breakdown



County	2023 Jobs
Santa Barbara County, CA	101
San Luis Obispo County, CA	47

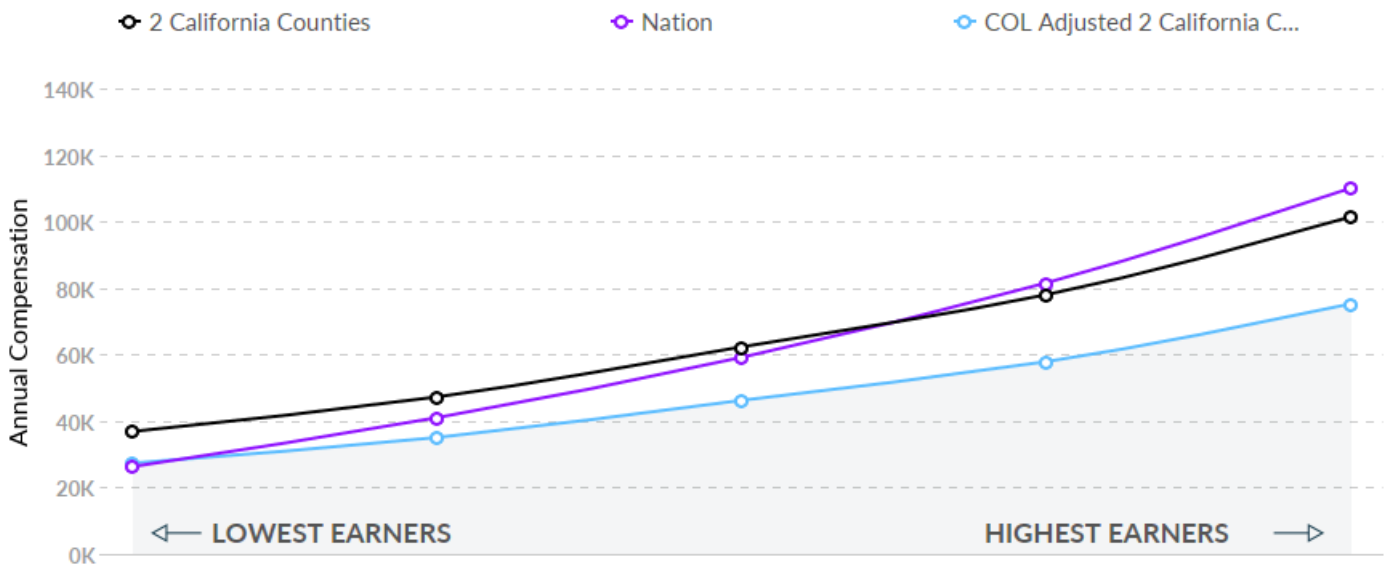
## Most Jobs are Found in the Specialized Design Services Industry Sector



# Compensation

## Regional Compensation Is 5% Higher Than National Compensation

For Interior Designers, the 2021 median wage in your area is \$62,266, while the national median wage is \$59,108.





# Job Posting Activity



**16 Unique Job Postings**

The number of unique postings for this job from Jan 2023 to Jun 2023.



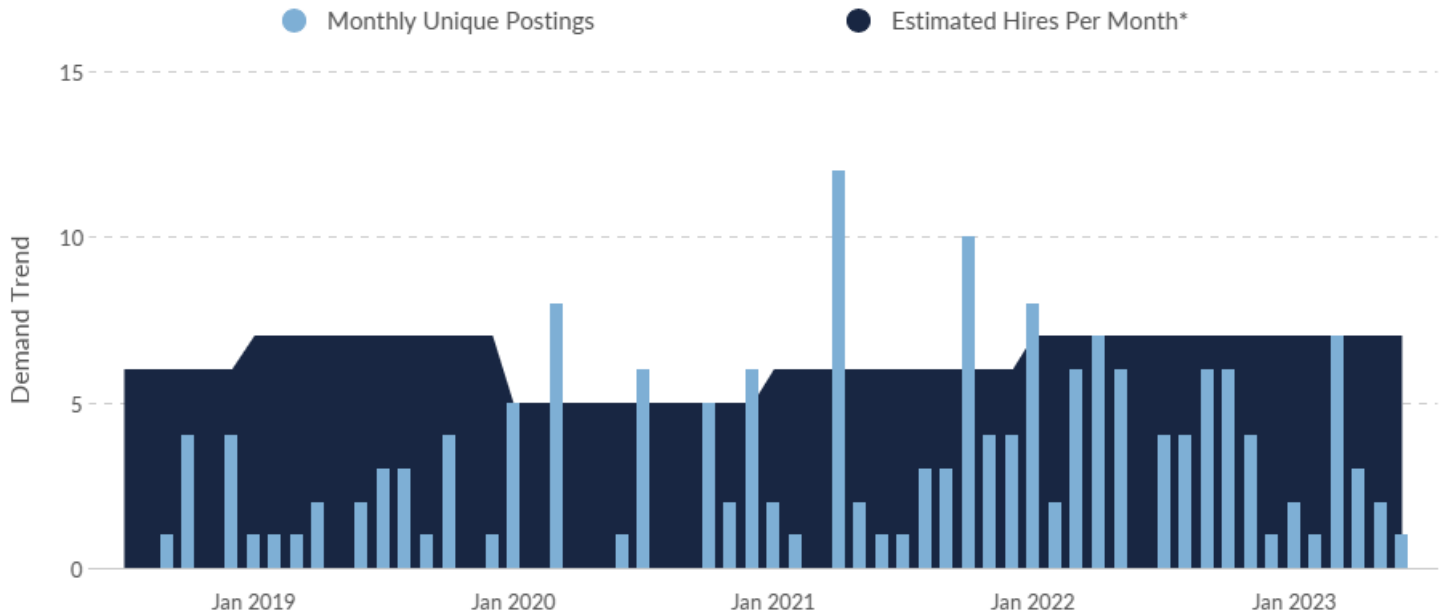
**11 Employers Competing**

All employers in the region who posted for this job from Jan 2023 to Jun 2023.



**28 Day Median Duration**

Posting duration is 5 days shorter than what's typical in the region.



Occupation	Avg Monthly Postings (Jan 2023 - Jun 2023)	Avg Monthly Hires (Jan 2023 - Jun 2023)
Interior Designers	3	7

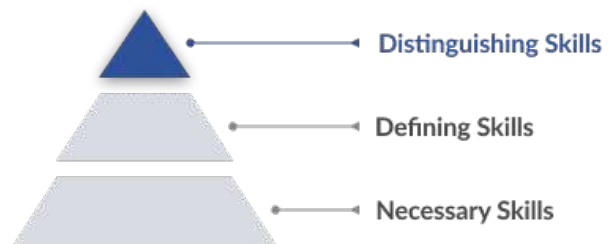
\*A hire is reported by the Quarterly Workforce Indicators when an individual's Social Security Number appears on a company's payroll and was not there the quarter before. Lightcast hires are calculated using a combination of Lightcast jobs data, information on separation rates from the Bureau of Labor Statistics (BLS), and industry-based hires data from the Census Bureau.

Top Companies	Unique Postings
Ab Design Studio	3
The Home Depot	3
Allan Hancock College	2
Anacapa	1
Cearnal Collective LLP	1
Design Collaborative	1
Kiba Studios	1
Rd Homes	1
Restoration Hardware	1
St. George & Associates	1

Top Job Titles	Unique Postings
Interior Designers	5
Kitchen and Bath Designers	5
Interior Design Assistants	3
Interior Design Project Managers	1
Interior Design Specialists	1
Professors of Interior Design	1

## Top Distinguishing Skills by Demand

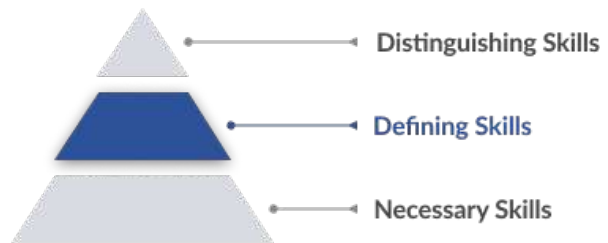
An occupation's Distinguishing Skills are the advanced skills that are called for occasionally. An employee with these skills is likely more specialized and able to differentiate themselves from others in the same role.



Skill	Salary Boosting	Job Postings Requesting
Enscape (VR Rendering Software)		1
2020 Design Software		1
National Council For Interior Design Qualification (NCIDQ)		1

## Top Defining Skills by Demand

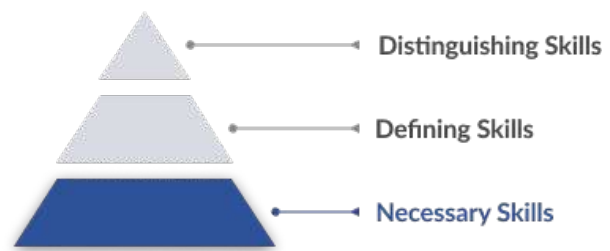
An occupation's Defining Skills represent the day-to-day tasks and responsibilities of the job. An employee needs these skills to qualify for and perform successfully in this occupation.



Skill	Salary Boosting	Job Postings Requesting
AutoCAD	✗	6
Autodesk Revit	✗	6
Purchasing	✗	5
Space Planning	✗	5
Furniture Fixtures And Equipment (FF&E)	✗	4
Interior Architecture	✗	4
Showrooms	✗	3
SketchUp (3D Modeling Software)	✓	3

## Top Necessary Skills by Demand

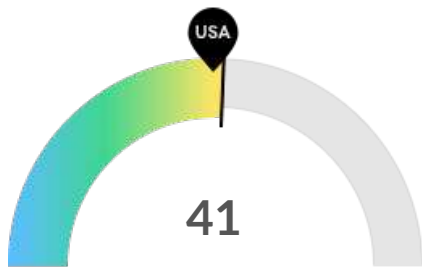
An occupation's Necessary Skills are the specialized skills required for that job and relevant across other similar jobs. An employee needs these skills as building blocks to perform the more complex Defining Skills.



Skill	Salary Boosting	Job Postings Requesting
Project Management	✘	6
Adobe Photoshop	✘	3
Adobe InDesign	✘	3
Construction	✘	3
Construction Management	✘	3
Renovation	✘	3
Floor Planning	✘	0
Selling Techniques	✘	0

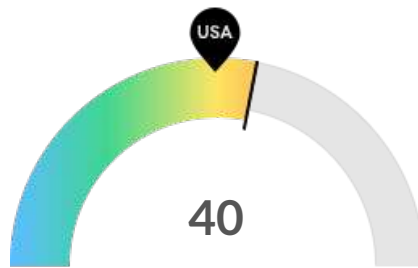
## Demographics

### Retirement Risk Is About Average, While Overall Diversity Is About Average



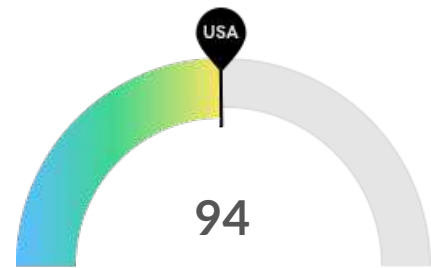
**Retiring Soon**

Retirement risk is about average in your area. The national average for an area this size is 39\* employees 55 or older, while there are 41 here.



**Racial Diversity**

Racial diversity is high in your area. The national average for an area this size is 34\* racially diverse employees, while there are 40 here.

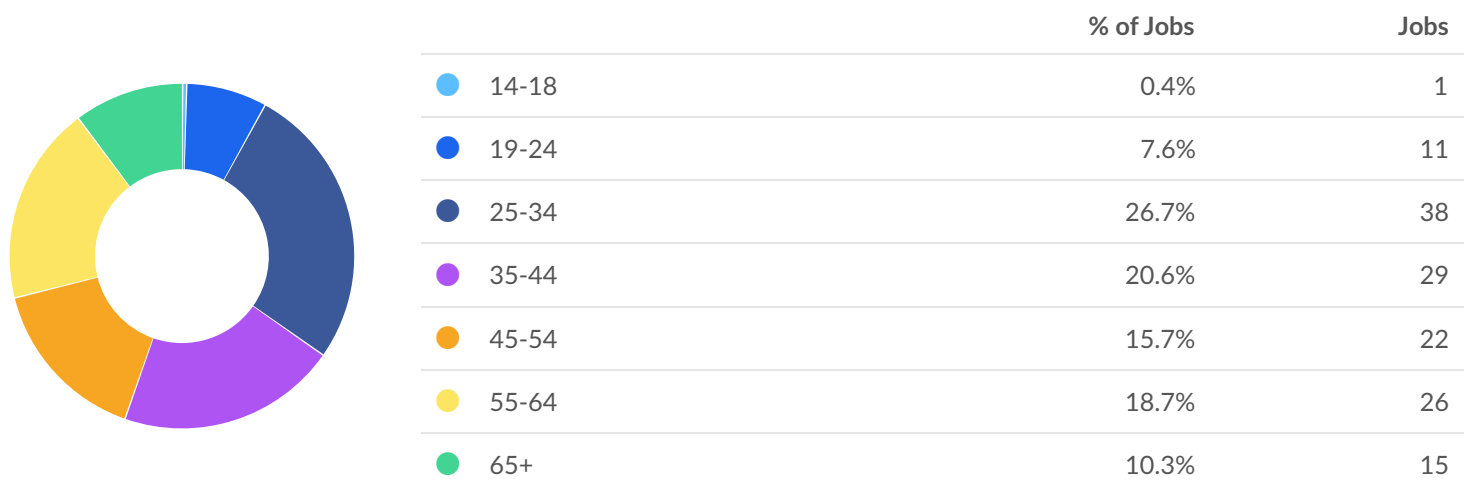


**Gender Diversity**

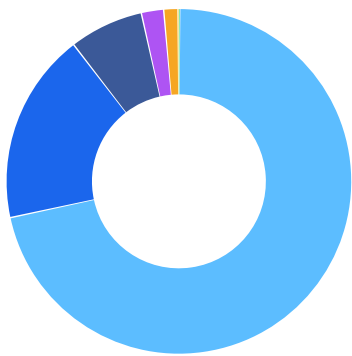
Gender diversity is about average in your area. The national average for an area this size is 95\* female employees, while there are 94 here.

\*National average values are derived by taking the national value for Interior Designers and scaling it down to account for the difference in overall workforce size between the nation and your area. In other words, the values represent the national average adjusted for region size.

## Occupation Age Breakdown

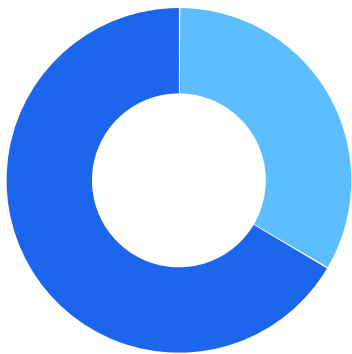


### Occupation Race/Ethnicity Breakdown



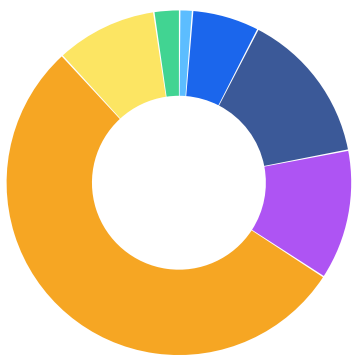
	% of Jobs	Jobs
● White	71.6%	101
● Hispanic or Latino	17.9%	25
● Asian	6.9%	10
● Two or More Races	2.1%	3
● Black or African American	1.3%	2
● Native Hawaiian or Other Pacific Islander	0.1%	0
● American Indian or Alaska Native	0.1%	0

### Occupation Gender Breakdown



	% of Jobs	Jobs
● Males	33.4%	47
● Females	66.6%	94

## National Educational Attainment



	% of Jobs
<span style="color: #00AEEF;">●</span> Less than high school diploma	1.2%
<span style="color: #0070C0;">●</span> High school diploma or equivalent	6.3%
<span style="color: #003366;">●</span> Some college, no degree	14.4%
<span style="color: #800080;">●</span> Associate's degree	12.2%
<span style="color: #FFA500;">●</span> Bachelor's degree	54.0%
<span style="color: #FFD700;">●</span> Master's degree	9.5%
<span style="color: #008000;">●</span> Doctoral or professional degree	2.4%

## Occupational Programs



**1 Program**

Of the programs that can train for this job, 1 has produced completions in the last 5 years.



**15 Completions (2021)**

The completions from all regional institutions for all degree types.



**18 Openings (2021)**

The average number of openings for an occupation in the region is 74.

CIP Code	Top Programs	Completions (2021)
50.0408	Interior Design	15 <div style="width: 20%; background-color: #0070C0; display: inline-block;"></div>

Top Schools	Completions (2021)
Santa Barbara City College	13 <div style="width: 27%; background-color: #0070C0; display: inline-block;"></div>
Allan Hancock College	2 <div style="width: 4%; background-color: #0070C0; display: inline-block;"></div>



## Appendix A

**Interior Designers (SOC 27-1025):**

Plan, design, and furnish the internal space of rooms or buildings. Design interior environments or create physical layouts that are practical, aesthetic, and conducive to the intended purposes. May specialize in a particular field, style, or phase of interior design. Excludes Merchandise Displayers and Window Trimmers (27-1026).

**Sample of Reported Job Titles:**

- Interior Designer
- Decorating Consultant
- Interior Decorator
- Certified Kitchen Designer
- Interior Design Coordinator
- Interior Design Consultant
- Designer
- Kitchen Designer
- Kitchen and Bath Designer
- Home Lighting Advisor

**Related O\*NET Occupation:**

Interior Designers (27-1025.00)