

A hairdresser in a black apron is cutting a client's hair in a salon. The client is wearing a black cape and has short, styled blonde hair. The background shows a brick wall and salon equipment.

Hairdressers, Hairstylists, and Cosmetologists in 2 California Counties

Contents

| | |
|-------------------------------|----|
| What is Lightcast Data? | 1 |
| Report Parameters | 2 |
| Executive Summary | 3 |
| Jobs | 4 |
| Compensation | 6 |
| Job Posting Activity | 7 |
| Demographics | 10 |
| Occupational Programs | 13 |
| Appendix A | 14 |

What is Lightcast Data?

Lightcast data is a hybrid dataset derived from official government sources such as the US Census Bureau, Bureau of Economic Analysis, and Bureau of Labor Statistics. Leveraging the unique strengths of each source, our data modeling team creates an authoritative dataset that captures more than 99% of all workers in the United States. This core offering is then enriched with data from online social profiles, resumé, and job postings to give you a complete view of the workforce.

Lightcast data is frequently cited in major publications such as *The Atlantic*, *Forbes*, *Harvard Business Review*, *The New York Times*, *The Wall Street Journal*, and *USA Today*.



Report Parameters

1 Occupation

39-5012 Hairdressers, Hairstylists, and Cosmetologists

2 Counties

6079 San Luis Obispo County, CA

6083 Santa Barbara County, CA

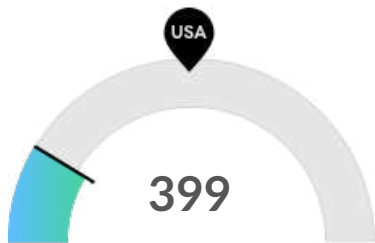
Class of Worker

QCEW Employees, Non-QCEW Employees, and Self-Employed

The information in this report pertains to the chosen occupation and geographical areas.

Executive Summary

Aggressive Job Posting Demand Over a Thin Supply of Regional Jobs



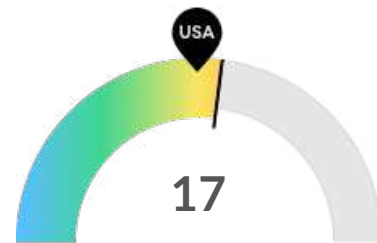
Jobs (2023)

Your area is not a hotspot for this kind of job. The national average for an area this size is 1,452* employees, while there are 399 here.



Compensation

Earnings are about average in your area. The national median salary for Hairdressers, Hairstylists, and Cosmetologists is \$29,879, compared to \$29,416 here.



Job Posting Demand

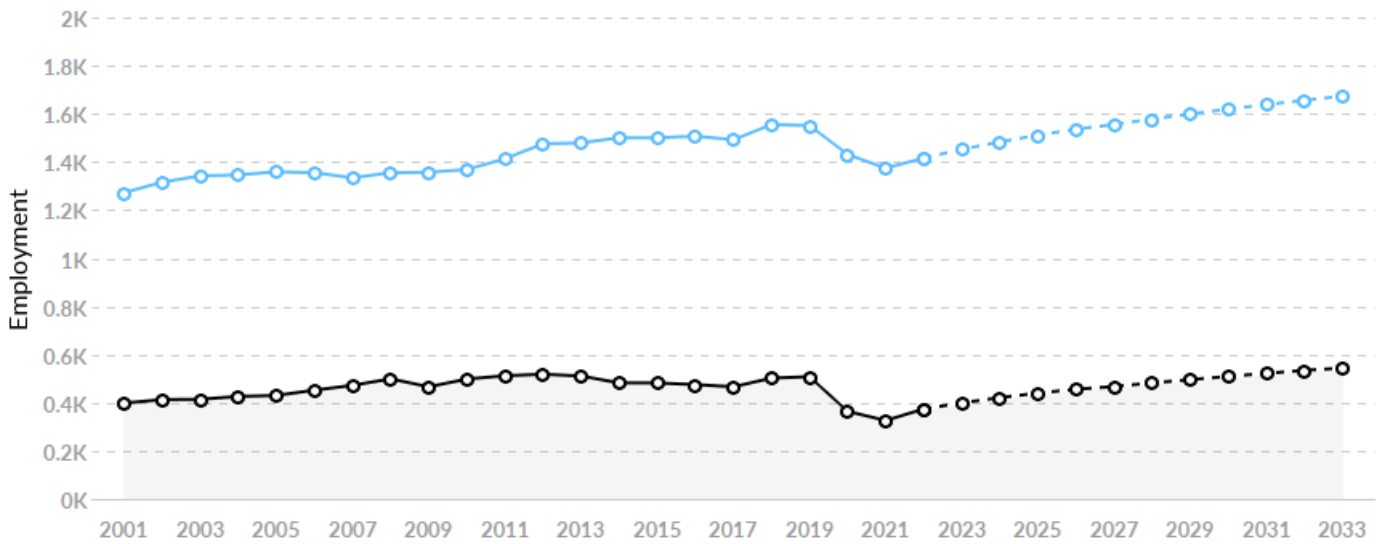
Job posting activity is high in your area. The national average for an area this size is 15* job postings/mo, while there are 17 here.

*National average values are derived by taking the national value for Hairdressers, Hairstylists, and Cosmetologists and scaling it down to account for the difference in overall workforce size between the nation and your area. In other words, the values represent the national average adjusted for region size.

Jobs

Regional Employment Is Lower Than the National Average

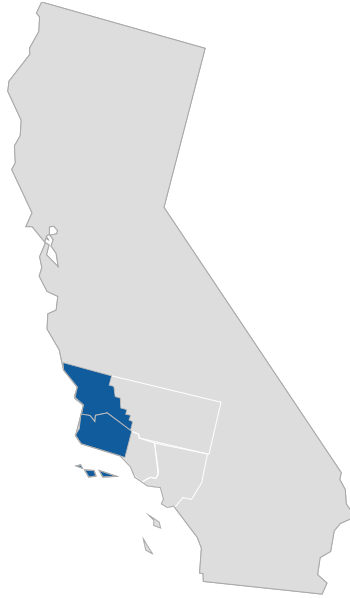
An average area of this size typically has 1,452* jobs, while there are 399 here. This lower than average supply of jobs may make it more difficult for workers in this field to find employment in your area.



| Region | 2023 Jobs | 2033 Jobs | Change | % Change |
|-------------------------|-----------|-----------|--------|----------|
| ● 2 California Counties | 399 | 544 | 145 | 36.4% |
| ● National Average | 1,452 | 1,673 | 221 | 15.3% |

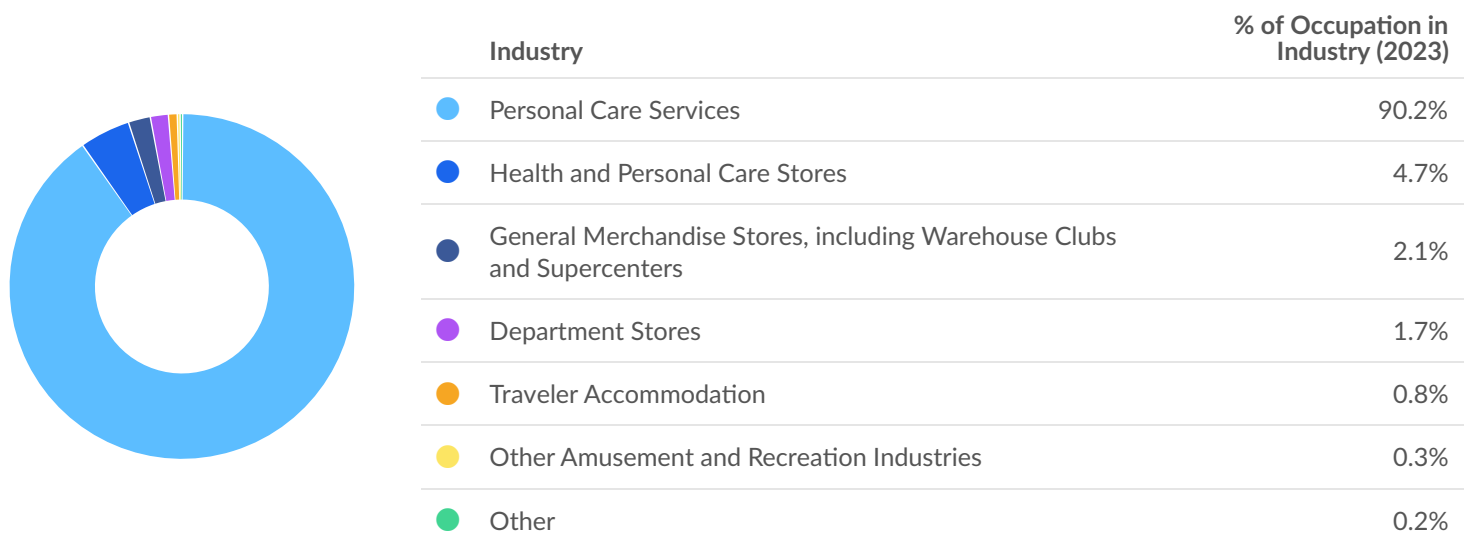
*National average values are derived by taking the national value for Hairdressers, Hairstylists, and Cosmetologists and scaling it down to account for the difference in overall workforce size between the nation and your area. In other words, the values represent the national average adjusted for region size.

Regional Breakdown



| County | 2023 Jobs |
|----------------------------|-----------|
| Santa Barbara County, CA | 216 |
| San Luis Obispo County, CA | 183 |

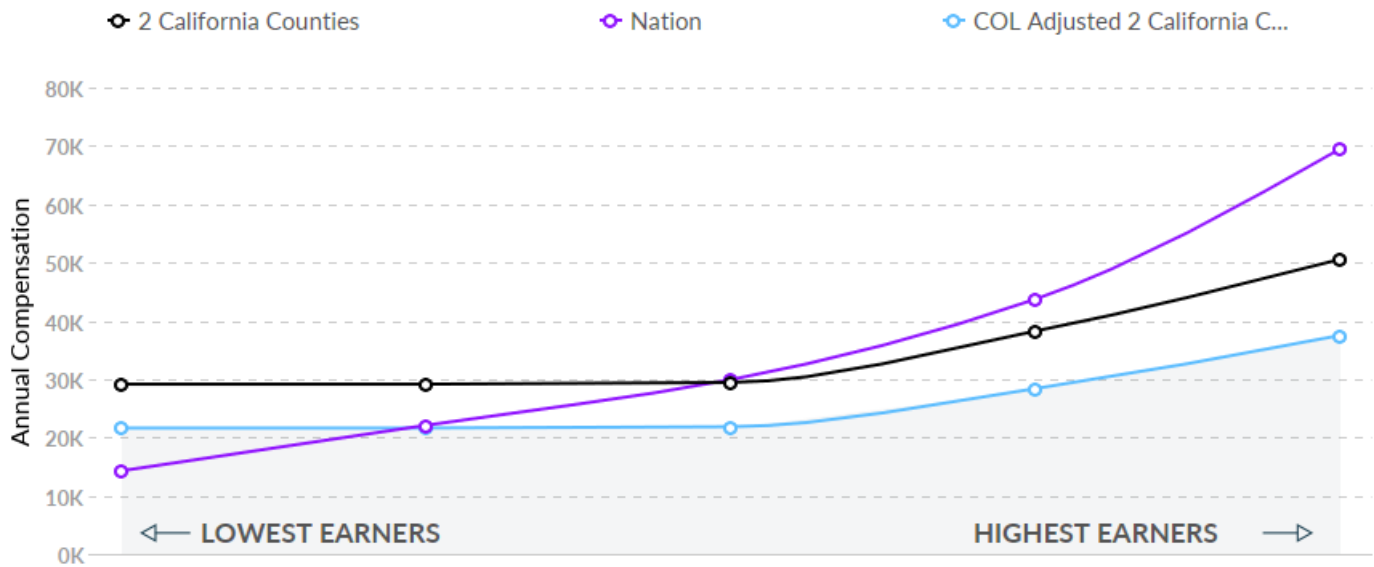
Most Jobs are Found in the Personal Care Services Industry Sector



Compensation

Regional Compensation Is 2% Lower Than National Compensation

For Hairdressers, Hairstylists, and Cosmetologists, the 2021 median wage in your area is \$29,416, while the national median wage is \$29,879.



Job Posting Activity



103 Unique Job Postings

The number of unique postings for this job from Jan 2023 to Jun 2023.



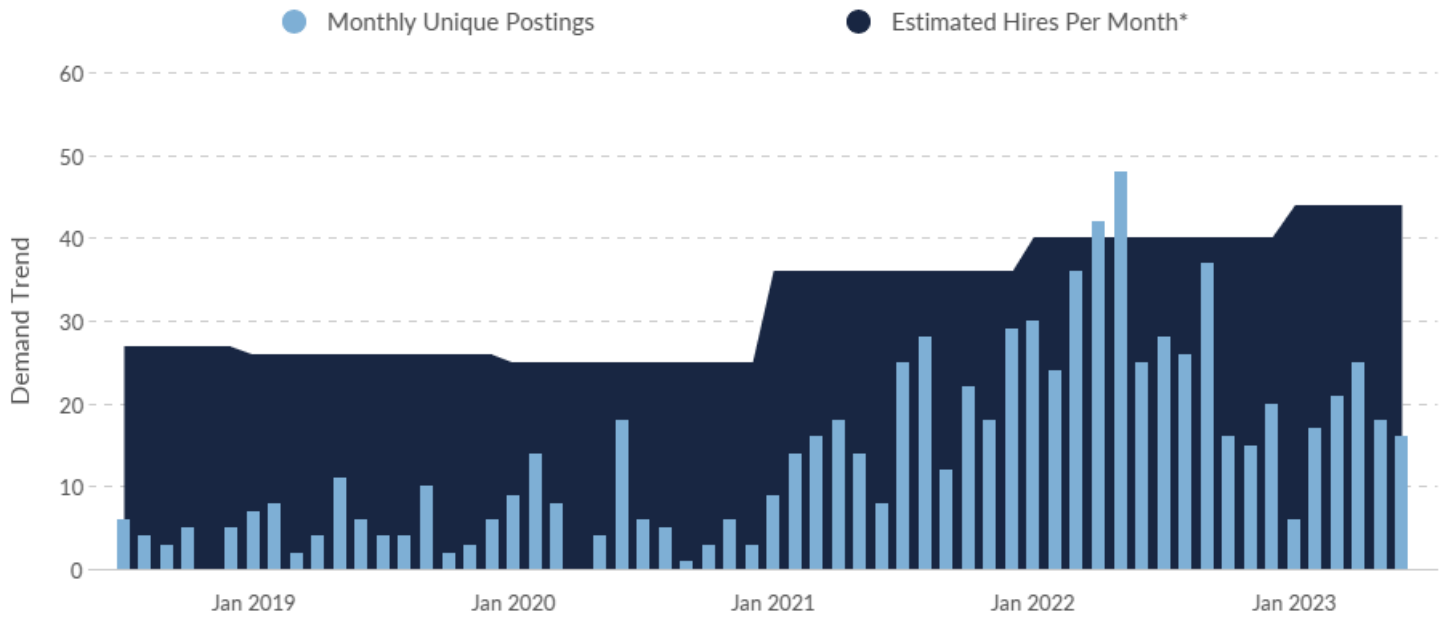
19 Employers Competing

All employers in the region who posted for this job from Jan 2023 to Jun 2023.



34 Day Median Duration

Posting duration is 1 day longer than what's typical in the region.



| Occupation | Avg Monthly Postings (Jan 2023 - Jun 2023) | Avg Monthly Hires (Jan 2023 - Jun 2023) |
|--|--|---|
| Hairdressers, Hairstylists, and Cosmetologists | 17 | 44 |

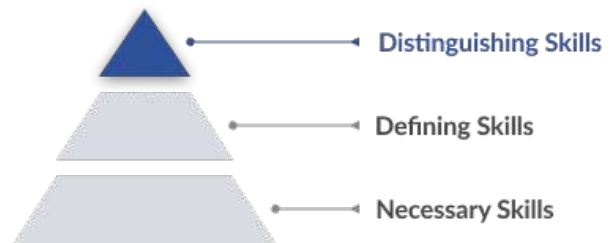
*A hire is reported by the Quarterly Workforce Indicators when an individual's Social Security Number appears on a company's payroll and was not there the quarter before. Lightcast hires are calculated using a combination of Lightcast jobs data, information on separation rates from the Bureau of Labor Statistics (BLS), and industry-based hires data from the Census Bureau.

| Top Companies | Unique Postings |
|--------------------------------|-----------------|
| Great Clips | 20 |
| Supercuts | 18 |
| Regis Corporation | 10 |
| Chipotle | 7 |
| Urban Outfitters | 5 |
| Ulta Beauty | 4 |
| European Wax Center | 3 |
| Levi Strauss | 3 |
| The Iron Scissor Salon and Bea | 3 |
| Disability Solutions | 2 |

| Top Job Titles | Unique Postings |
|---------------------------|-----------------|
| Hair Stylists | 29 |
| Stylists | 28 |
| Licensed Hair Stylists | 13 |
| Salon Hair Stylists | 8 |
| Wax Specialists | 4 |
| Event Stylists | 3 |
| Outlet Store Managers | 3 |
| People Managers | 3 |
| Stylists/Cosmetologists | 3 |
| Design Studio Specialists | 2 |

Top Distinguishing Skills by Demand

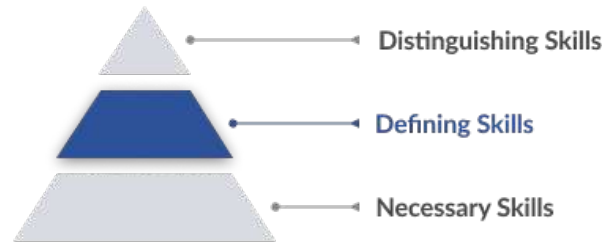
An occupation's Distinguishing Skills are the advanced skills that are called for occasionally. An employee with these skills is likely more specialized and able to differentiate themselves from others in the same role.



| Skill | Salary Boosting | Job Postings Requesting |
|------------------------|-----------------|-------------------------|
| Ear Piercing | | 6 |
| Professional Hair Care | | 0 |

Top Defining Skills by Demand

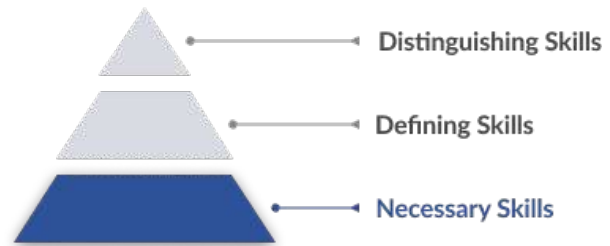
An occupation's Defining Skills represent the day-to-day tasks and responsibilities of the job. An employee needs these skills to qualify for and perform successfully in this occupation.



| Skill | Salary Boosting | Job Postings Requesting |
|---------------------|-----------------|-------------------------|
| Cosmetology | ✓ | 55 |
| Barber License | ✗ | 42 |
| Cosmetology License | ✗ | 9 |

Top Necessary Skills by Demand

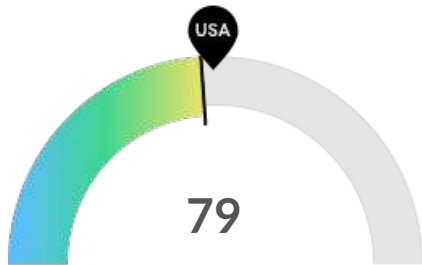
An occupation's Necessary Skills are the specialized skills required for that job and relevant across other similar jobs. An employee needs these skills as building blocks to perform the more complex Defining Skills.



| Skill | Salary Boosting | Job Postings Requesting |
|--------------------|-----------------|-------------------------|
| Housekeeping | ✗ | 10 |
| Selling Techniques | ✗ | 8 |

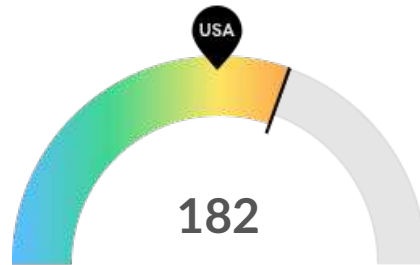
Demographics

Retirement Risk Is About Average, While Overall Diversity Is High



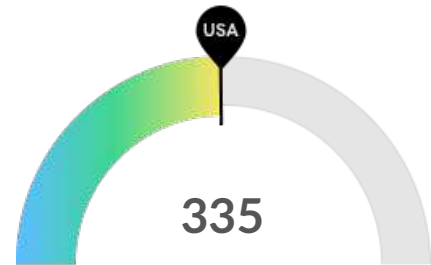
Retiring Soon

Retirement risk is about average in your area. The national average for an area this size is 84* employees 55 or older, while there are 79 here.



Racial Diversity

Racial diversity is high in your area. The national average for an area this size is 134* racially diverse employees, while there are 182 here.

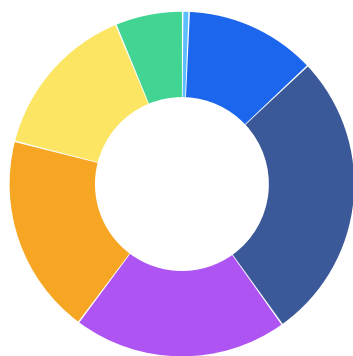


Gender Diversity

Gender diversity is about average in your area. The national average for an area this size is 339* female employees, while there are 335 here.

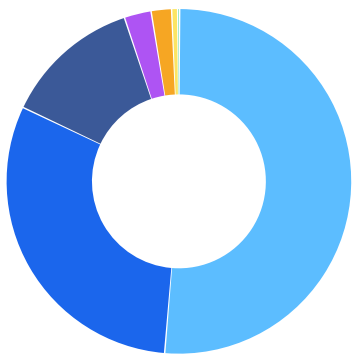
*National average values are derived by taking the national value for Hairdressers, Hairstylists, and Cosmetologists and scaling it down to account for the difference in overall workforce size between the nation and your area. In other words, the values represent the national average adjusted for region size.

Occupation Age Breakdown



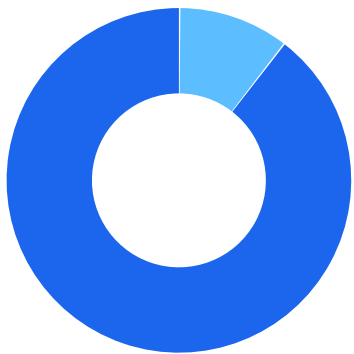
| | % of Jobs | Jobs |
|-------|-----------|------|
| 14-18 | 0.6% | 2 |
| 19-24 | 12.3% | 46 |
| 25-34 | 27.1% | 101 |
| 35-44 | 20.1% | 75 |
| 45-54 | 18.8% | 70 |
| 55-64 | 14.8% | 55 |
| 65+ | 6.3% | 24 |

Occupation Race/Ethnicity Breakdown



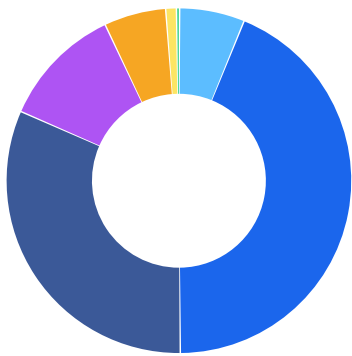
| | % of Jobs | Jobs |
|---|-----------|------|
| White | 51.3% | 192 |
| Hispanic or Latino | 30.7% | 115 |
| Asian | 12.8% | 48 |
| Two or More Races | 2.5% | 9 |
| Black or African American | 1.9% | 7 |
| American Indian or Alaska Native | 0.6% | 2 |
| Native Hawaiian or Other Pacific Islander | 0.2% | 1 |

Occupation Gender Breakdown



| | % of Jobs | Jobs |
|---------|-----------|------|
| Males | 10.4% | 39 |
| Females | 89.6% | 335 |

National Educational Attainment



| | % of Jobs |
|--|-----------|
| ● Less than high school diploma | 6.1% |
| ● High school diploma or equivalent | 43.7% |
| ● Some college, no degree | 31.7% |
| ● Associate's degree | 11.4% |
| ● Bachelor's degree | 5.8% |
| ● Master's degree | 1.0% |
| ● Doctoral or professional degree | 0.3% |

Occupational Programs



1 Program

Of the programs that can train for this job, 1 has produced completions in the last 5 years.



93 Completions (2021)




The completions from all regional institutions for all degree types.



93 Openings (2021)

The average number of openings for an occupation in the region is 74.

| CIP Code | Top Programs | Completions (2021) |
|----------|------------------------------------|--|
| 12.0401 | Cosmetology/Cosmetologist, General | 93  |

| Top Schools | Completions (2021) |
|--------------------------------|--|
| Allan Hancock College | 39  |
| Santa Barbara City College | 34  |
| Design's School of Cosmetology | 20  |

Appendix A

Hairdressers, Hairstylists, and Cosmetologists (SOC 39-5012):

Provide beauty services, such as cutting, coloring, and styling hair, and massaging and treating scalp. May shampoo hair, apply makeup, dress wigs, remove hair, and provide nail and skincare services. Excludes Makeup Artists, Theatrical and Performance (39-5091), Manicurists and Pedicurists (39-5092), and Skincare Specialists (39-5094).

Sample of Reported Job Titles:

- Hair Stylist
- Stylist
- Hair Designer
- Cosmetologist
- Beautician
- Hairdresser
- Hair Dresser
- Hairstylist
- Wig Dresser
- Mortuary Beautician

Related O*NET Occupation:

Hairdressers, Hairstylists, and Cosmetologists (39-5012.00)