

A woman with dark hair pulled back, wearing a black and white patterned dress and a necklace, is looking intently at a piece of blue fabric she is holding. The background is softly blurred, showing a floral patterned curtain on the left and a plain wall on the right.

# Fashion Designers in 2 California Counties

# Contents

What is Lightcast Data? .....	1
Report Parameters .....	2
Executive Summary .....	3
Jobs .....	4
Compensation .....	7
Job Posting Activity .....	8
Demographics .....	11
Occupational Programs .....	14
Appendix A .....	15

## What is Lightcast Data?

Lightcast data is a hybrid dataset derived from official government sources such as the US Census Bureau, Bureau of Economic Analysis, and Bureau of Labor Statistics. Leveraging the unique strengths of each source, our data modeling team creates an authoritative dataset that captures more than 99% of all workers in the United States. This core offering is then enriched with data from online social profiles, resumé, and job postings to give you a complete view of the workforce.

Lightcast data is frequently cited in major publications such as *The Atlantic*, *Forbes*, *Harvard Business Review*, *The New York Times*, *The Wall Street Journal*, and *USA Today*.



## Report Parameters

### 1 Occupation

27-1022 Fashion Designers

---

### 2 Counties

6079 San Luis Obispo County, CA

6083 Santa Barbara County, CA

---

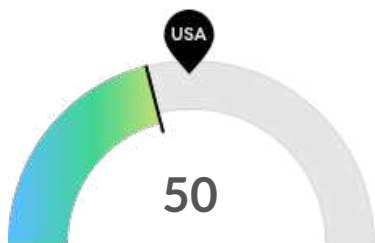
### Class of Worker

QCEW Employees, Non-QCEW Employees, and Self-Employed

The information in this report pertains to the chosen occupation and geographical areas.

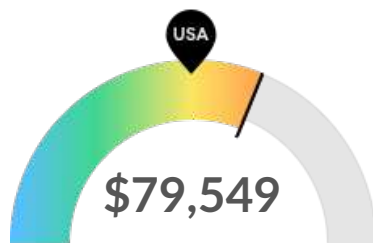
## Executive Summary

### Light Job Posting Demand Over a Thin Supply of Regional Jobs



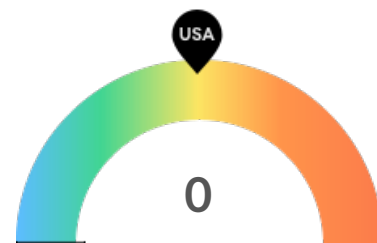
**Jobs (2023)**

Your area is not a hotspot for this kind of job. The national average for an area this size is 64\* employees, while there are 50 here.



**Compensation**

Earnings are high in your area. The national median salary for Fashion Designers is \$71,664, compared to \$79,549 here.



**Job Posting Demand**

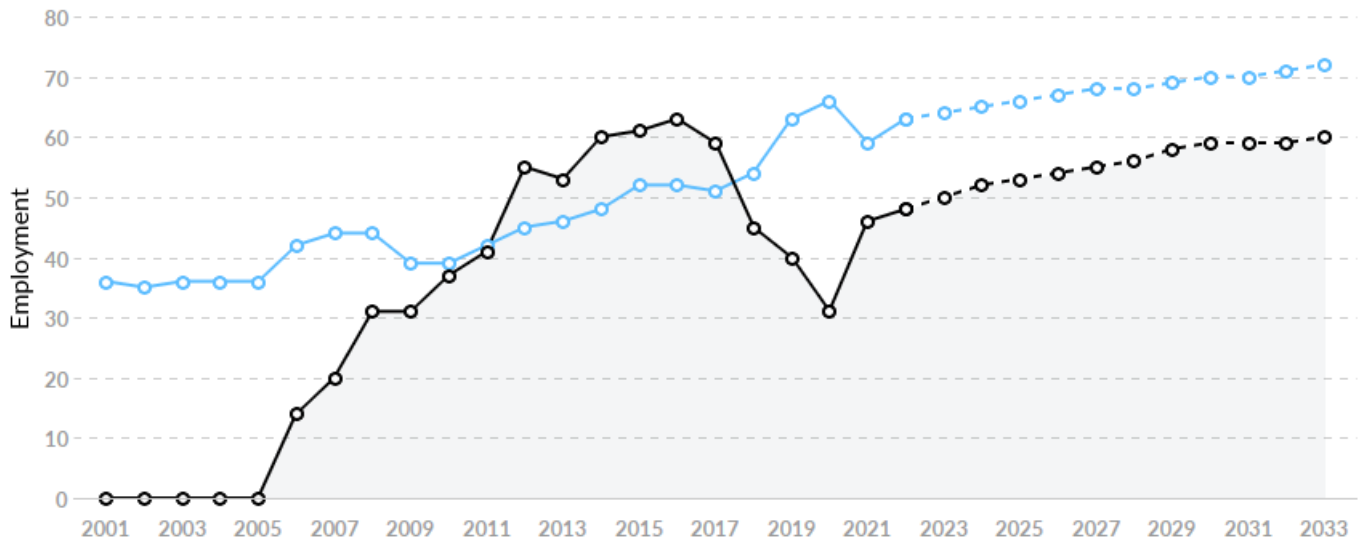
Reliable competition information is not available in your area because there are too few postings.

\*National average values are derived by taking the national value for Fashion Designers and scaling it down to account for the difference in overall workforce size between the nation and your area. In other words, the values represent the national average adjusted for region size.

# Jobs

## Regional Employment Is Lower Than the National Average

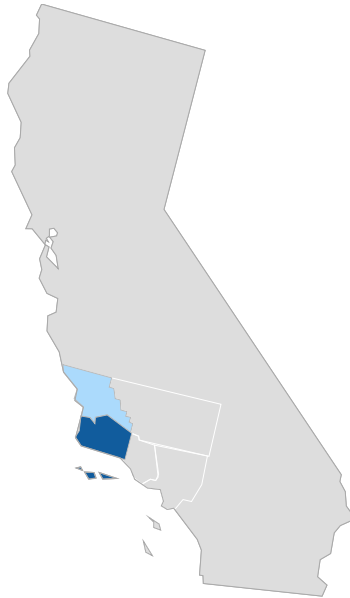
An average area of this size typically has 64\* jobs, while there are 50 here. This lower than average supply of jobs may make it more difficult for workers in this field to find employment in your area.



Region	2005 Jobs	2023 Jobs	2033 Jobs	Change	% Change
● 2 California Counties	0	50	60	9	18.5%
● National Average	36	64	72	8	11.7%

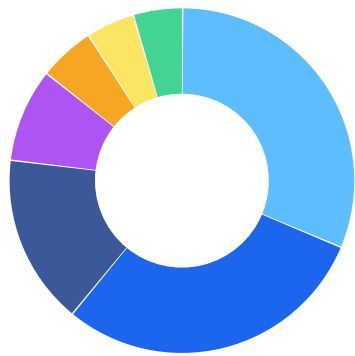
\*National average values are derived by taking the national value for Fashion Designers and scaling it down to account for the difference in overall workforce size between the nation and your area. In other words, the values represent the national average adjusted for region size.

## Regional Breakdown



County	2023 Jobs
Santa Barbara County, CA	49
San Luis Obispo County, CA	<10

## Most Jobs are Found in the Apparel, Piece Goods, and Notions Merchant Wholesalers Industry Sector



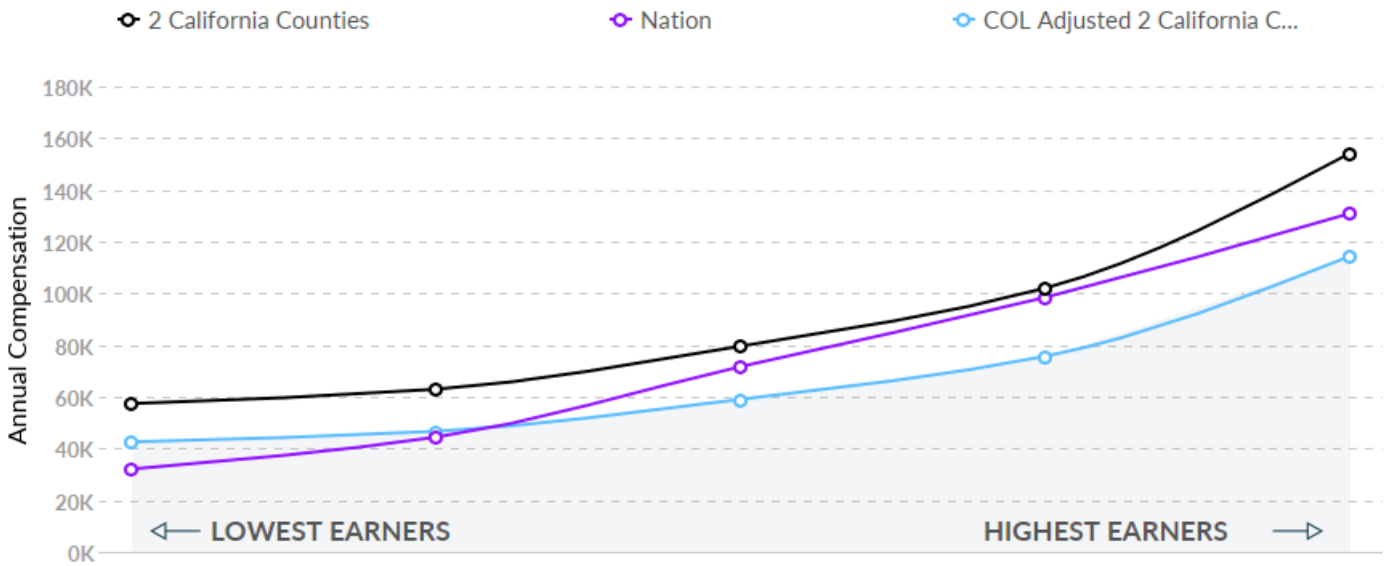
Industry	% of Occupation in Industry (2023)
Apparel, Piece Goods, and Notions Merchant Wholesalers	31.2%
Management of Companies and Enterprises	29.6%
Specialized Design Services	15.9%
Electronic Shopping and Mail-Order Houses	8.8%
Clothing Stores	5.2%
Employment Services	4.6%
Other	4.6%



# Compensation

## Regional Compensation Is 11% Higher Than National Compensation

For Fashion Designers, the 2021 median wage in your area is \$79,549, while the national median wage is \$71,664.



# Job Posting Activity



## 1 Unique Job Postings

The number of unique postings for this job from Jan 2023 to Jun 2023.



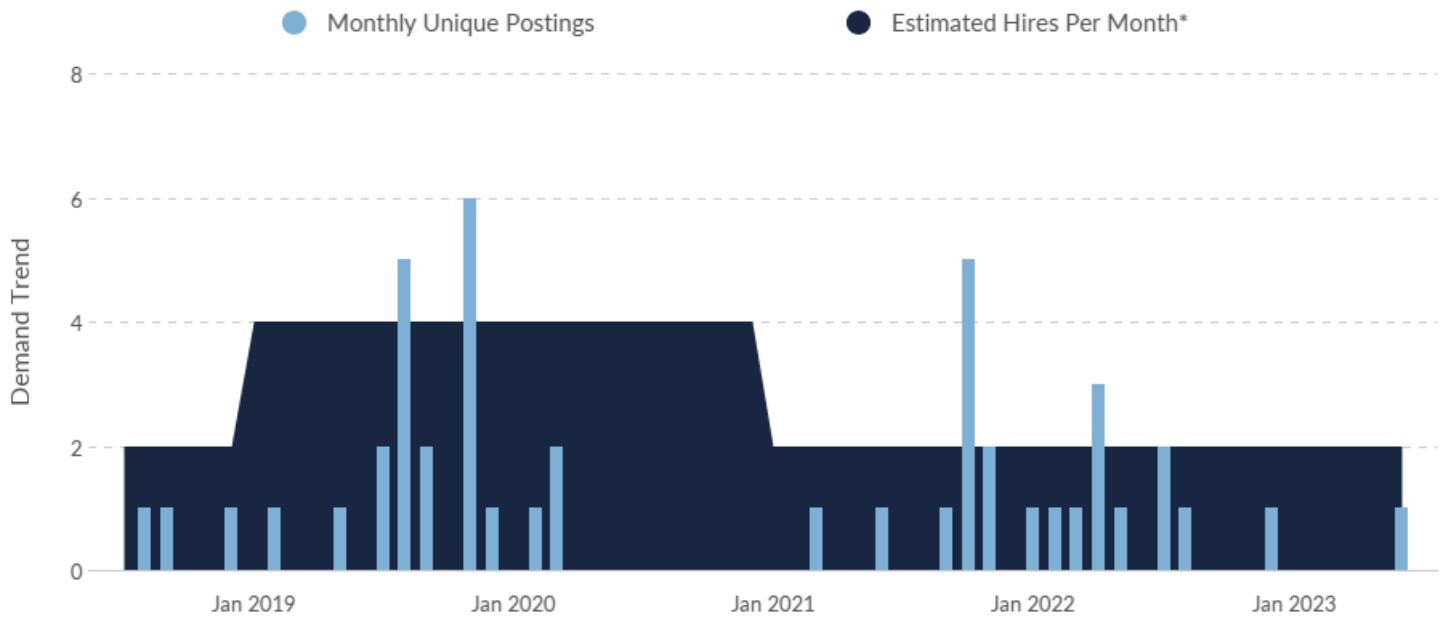
## 1 Employers Competing

All employers in the region who posted for this job from Jan 2023 to Jun 2023.



## 0 Day Median Duration

Posting duration is 33 days longer than what's typical in the region.



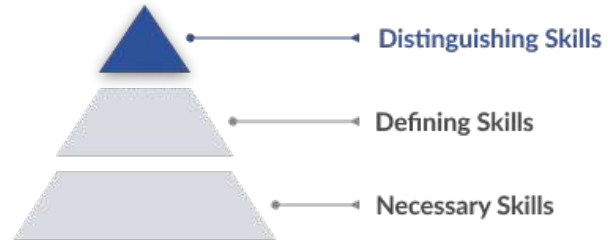
Occupation	Avg Monthly Postings (Jan 2023 - Jun 2023)	Avg Monthly Hires (Jan 2023 - Jun 2023)
Fashion Designers	0	2

\*A hire is reported by the Quarterly Workforce Indicators when an individual's Social Security Number appears on a company's payroll and was not there the quarter before. Lightcast hires are calculated using a combination of Lightcast jobs data, information on separation rates from the Bureau of Labor Statistics (BLS), and industry-based hires data from the Census Bureau.

Top Companies	Unique Postings	Top Job Titles	Unique Postings
Deckers	1 <span style="display: inline-block; width: 20px; height: 10px; background-color: #0070C0;"></span>	Footwear Designers	1 <span style="display: inline-block; width: 20px; height: 10px; background-color: #0070C0;"></span>

## Top Distinguishing Skills by Demand

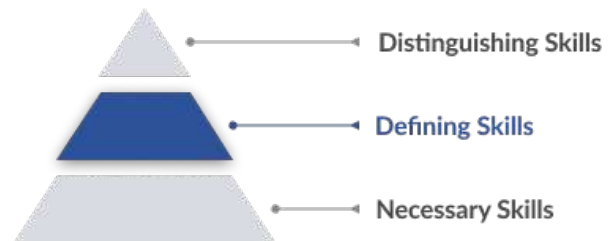
An occupation's Distinguishing Skills are the advanced skills that are called for occasionally. An employee with these skills is likely more specialized and able to differentiate themselves from others in the same role.



Skill	Salary Boosting	Job Postings Requesting
Footwear Design	✗	1
Flat Sketching	✓	0
Jewelry Design	✗	0

## Top Defining Skills by Demand

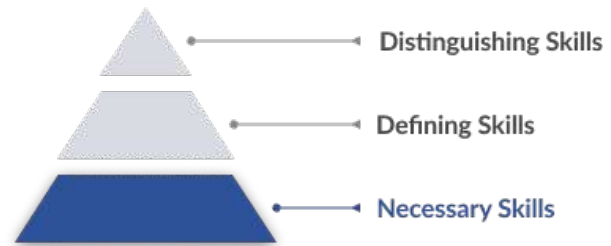
An occupation's Defining Skills represent the day-to-day tasks and responsibilities of the job. An employee needs these skills to qualify for and perform successfully in this occupation.



Skill	Salary Boosting	Job Postings Requesting
Adobe Illustrator	✗	1
Adobe Photoshop	✗	1
Merchandising	✗	1
Fashion Design	✗	0
Garment Construction	✓	0

## Top Necessary Skills by Demand

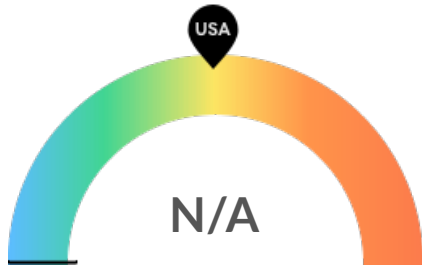
An occupation's Necessary Skills are the specialized skills required for that job and relevant across other similar jobs. An employee needs these skills as building blocks to perform the more complex Defining Skills.



Skill	Salary Boosting	Job Postings Requesting
Product Knowledge	✘	0
Technical Design	✘	0
Adobe Creative Suite	✘	0
Textiles	✘	0
Selling Techniques	✘	0
Graphic Design	✘	0
Marketing	✘	0
New Product Development	✘	0
Product Design	✘	0
Prototyping	✘	0

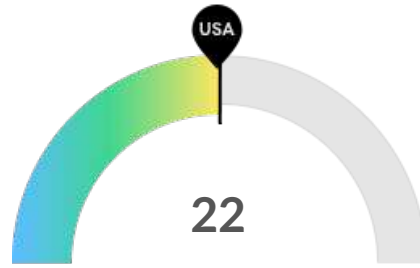
## Demographics

### Reliable Retirement Information Is Not Available, While Overall Diversity Is About Average



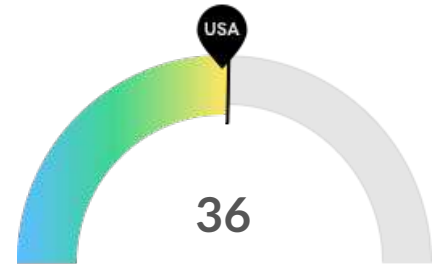
**Retiring Soon**

Reliable retirement information is not available in your area, because there are too few employees.



**Racial Diversity**

Racial diversity is about average in your area. The national average for an area this size is 22\* racially diverse employees, while there are 22 here.

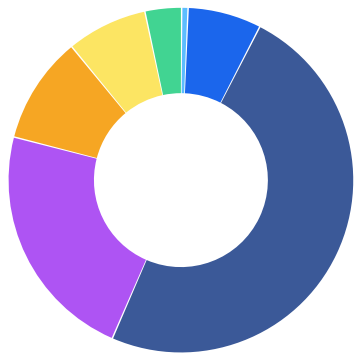


**Gender Diversity**

Gender diversity is about average in your area. The national average for an area this size is 35\* female employees, while there are 36 here.

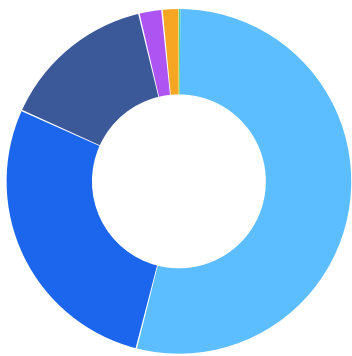
\*National average values are derived by taking the national value for Fashion Designers and scaling it down to account for the difference in overall workforce size between the nation and your area. In other words, the values represent the national average adjusted for region size.

## Occupation Age Breakdown



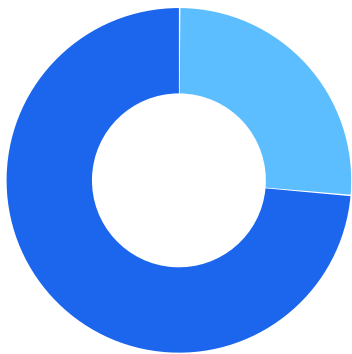
	% of Jobs	Jobs
14-18	0.6%	0
19-24	6.9%	3
25-34	48.9%	24
35-44	22.5%	11
45-54	10.1%	5
55-64	7.6%	4
65+	3.4%	2

### Occupation Race/Ethnicity Breakdown



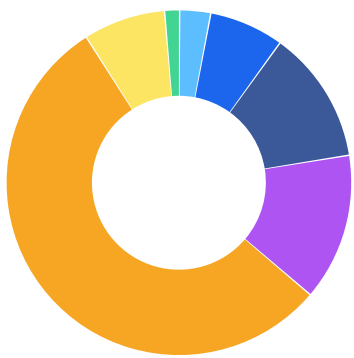
	% of Jobs	Jobs
White	53.9%	26
Hispanic or Latino	27.8%	13
Asian	14.5%	7
Two or More Races	2.2%	1
Black or African American	1.6%	1
American Indian or Alaska Native	0.0%	0
Native Hawaiian or Other Pacific Islander	0.0%	0

### Occupation Gender Breakdown



	% of Jobs	Jobs
Males	26.3%	13
Females	73.7%	36

## National Educational Attainment



	% of Jobs
<span style="color: #00AEEF;">●</span> Less than high school diploma	2.9%
<span style="color: #0070C0;">●</span> High school diploma or equivalent	7.0%
<span style="color: #003366;">●</span> Some college, no degree	12.5%
<span style="color: #800080;">●</span> Associate's degree	13.8%
<span style="color: #FFA500;">●</span> Bachelor's degree	54.7%
<span style="color: #FFD700;">●</span> Master's degree	7.7%
<span style="color: #008000;">●</span> Doctoral or professional degree	1.4%

# Occupational Programs



### 3 Programs

Of the programs that can train for this job, 3 have produced completions in the last 5 years.



### 76 Completions (2021)

The completions from all regional institutions for all degree types.



### 8 Openings (2021)

The average number of openings for an occupation in the region is 74.

CIP Code	Top Programs	Completions (2021)
50.0501	Drama and Dramatics/Theatre Arts, General	74 <div style="width: 100%;"></div>
19.0901	Apparel and Textiles, General	2 <div style="width: 2.7%;"></div>

Top Schools	Completions (2021)
University of California-Santa Barbara	36 <div style="width: 47.4%;"></div>
California Polytechnic State University-San Luis Obispo	13 <div style="width: 17.1%;"></div>
Westmont College	9 <div style="width: 11.8%;"></div>
Allan Hancock College	8 <div style="width: 10.5%;"></div>
Santa Barbara City College	6 <div style="width: 7.9%;"></div>
Cuesta College	4 <div style="width: 5.3%;"></div>



## Appendix A

**Fashion Designers (SOC 27-1022):**

Design clothing and accessories. Create original designs or adapt fashion trends.

**Sample of Reported Job Titles:**

Fashion Designer

Costume Designer

Sweater Designer

Shoe Designer

Designer

Dance Costume Designer

Clothing Designer

Product Developer

Latex Fashions Designer

Historic Clothing and Costume Maker

**Related O\*NET Occupation:**

Fashion Designers (27-1022.00)