

Dietetic Technicians in 2 California Counties

Contents

What is Lightcast Data?	1
Report Parameters	2
Executive Summary	3
Jobs	4
Compensation	6
Job Posting Activity	7
Demographics	11
Occupational Programs	14
Appendix A	15

What is Lightcast Data?

Lightcast data is a hybrid dataset derived from official government sources such as the US Census Bureau, Bureau of Economic Analysis, and Bureau of Labor Statistics. Leveraging the unique strengths of each source, our data modeling team creates an authoritative dataset that captures more than 99% of all workers in the United States. This core offering is then enriched with data from online social profiles, resumé, and job postings to give you a complete view of the workforce.

Lightcast data is frequently cited in major publications such as *The Atlantic*, *Forbes*, *Harvard Business Review*, *The New York Times*, *The Wall Street Journal*, and *USA Today*.



Report Parameters

1 Occupation

29-2051 Dietetic Technicians

2 Counties

6079 San Luis Obispo County, CA

6083 Santa Barbara County, CA

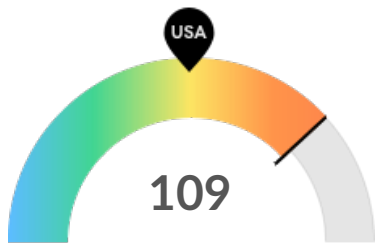
Class of Worker

QCEW Employees, Non-QCEW Employees, and Self-Employed

The information in this report pertains to the chosen occupation and geographical areas.

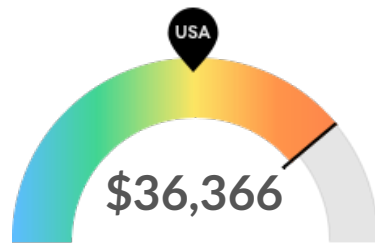
Executive Summary

Aggressive Job Posting Demand Over a Deep Supply of Regional Jobs



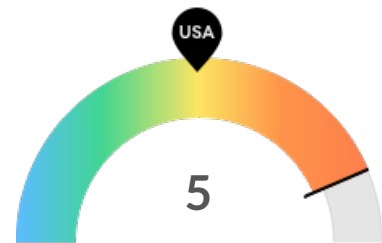
Jobs (2023)

Your area is a hotspot for this kind of job. The national average for an area this size is 53* employees, while there are 109 here.



Compensation

Earnings are high in your area. The national median salary for Dietetic Technicians is \$29,515, compared to \$36,366 here.



Job Posting Demand

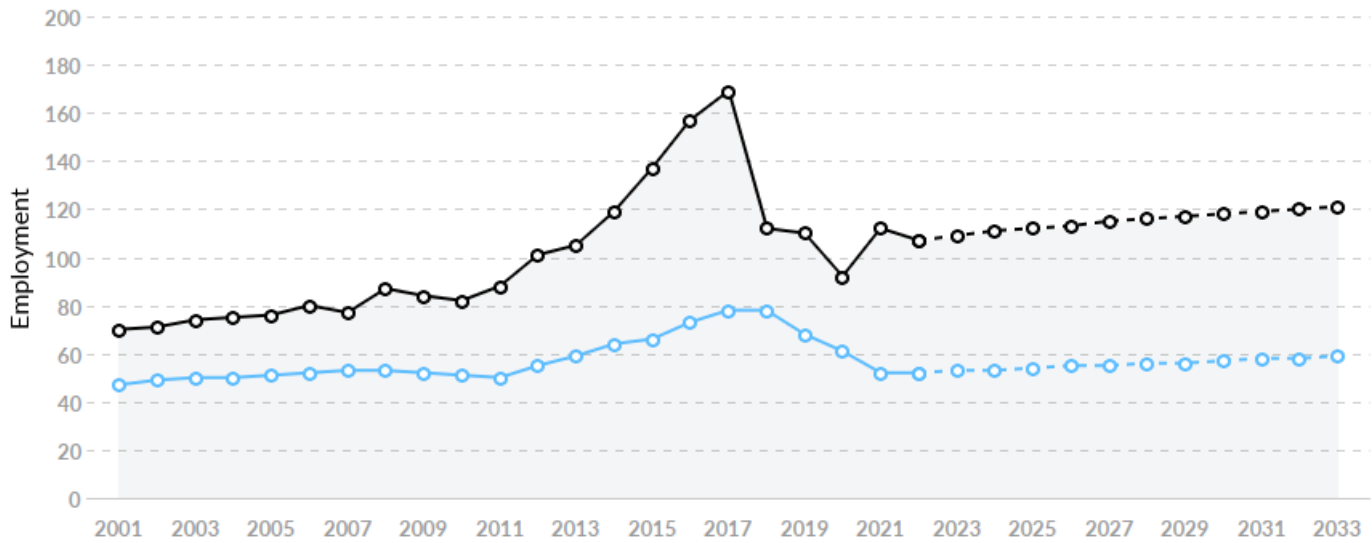
Job posting activity is high in your area. The national average for an area this size is 2* job postings/mo, while there are 5 here.

*National average values are derived by taking the national value for Dietetic Technicians and scaling it down to account for the difference in overall workforce size between the nation and your area. In other words, the values represent the national average adjusted for region size.

Jobs

Regional Employment Is Higher Than the National Average

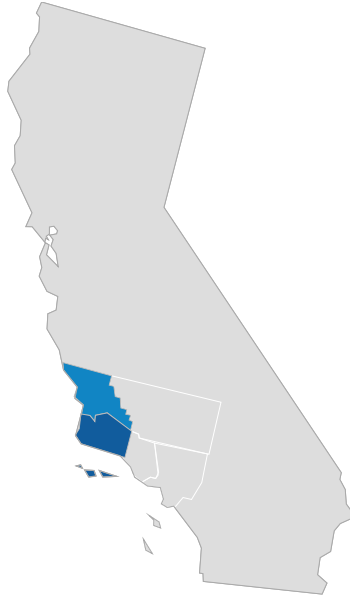
An average area of this size typically has 53* jobs, while there are 109 here. This higher than average supply of jobs may make it easier for workers in this field to find employment in your area.



Region	2023 Jobs	2033 Jobs	Change	% Change
● 2 California Counties	109	121	11	10.3%
● National Average	53	59	6	12.0%

*National average values are derived by taking the national value for Dietetic Technicians and scaling it down to account for the difference in overall workforce size between the nation and your area. In other words, the values represent the national average adjusted for region size.

Regional Breakdown



County	2023 Jobs
Santa Barbara County, CA	64
San Luis Obispo County, CA	45

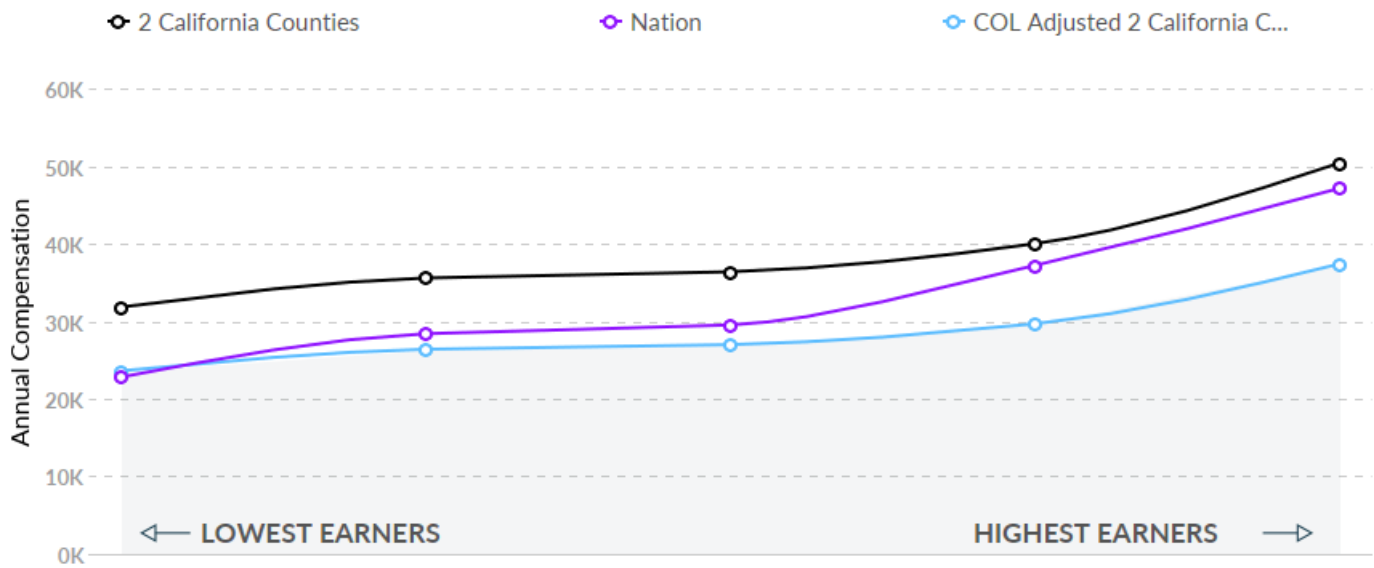
Most Jobs are Found in the General Medical and Surgical Hospitals Industry Sector



Compensation

Regional Compensation Is 23% Higher Than National Compensation

For Dietetic Technicians, the 2021 median wage in your area is \$36,366, while the national median wage is \$29,515.



Job Posting Activity



27 Unique Job Postings

The number of unique postings for this job from Jan 2023 to Jun 2023.



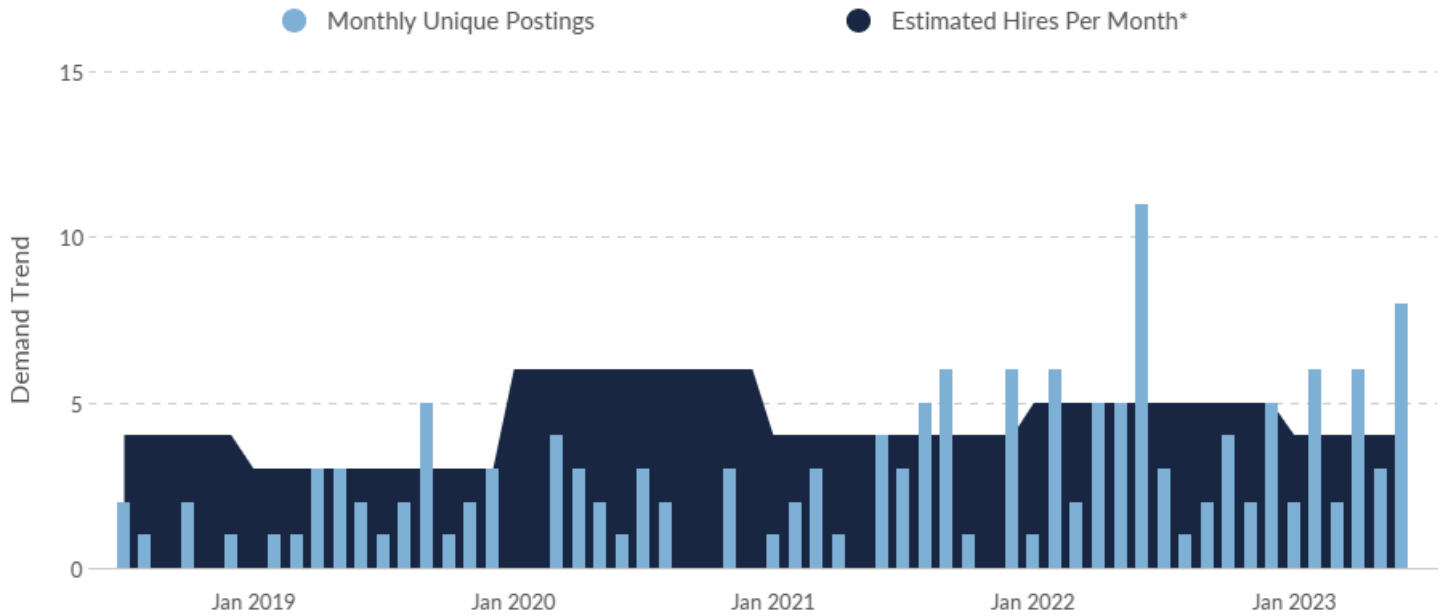
10 Employers Competing

All employers in the region who posted for this job from Jan 2023 to Jun 2023.












45 Day Median Duration

Posting duration is 12 days longer than what's typical in the region.



Occupation	Avg Monthly Postings (Jan 2023 - Jun 2023)	Avg Monthly Hires (Jan 2023 - Jun 2023)
Dietetic Technicians	5	4

*A hire is reported by the Quarterly Workforce Indicators when an individual's Social Security Number appears on a company's payroll and was not there the quarter before. Lightcast hires are calculated using a combination of Lightcast jobs data, information on separation rates from the Bureau of Labor Statistics (BLS), and industry-based hires data from the Census Bureau.

Top Companies	Unique Postings
CommonSpirit Health	9 
Covenant Retirement Communit...	3 
Marian Regional Medical Center	3 
Covenant Living	2 
Covenant Living Communities A...	2 
Department Of State Hospitals	2 
French Hospital Medical Center	2 
Cottage Health System	1 
State of California	1 

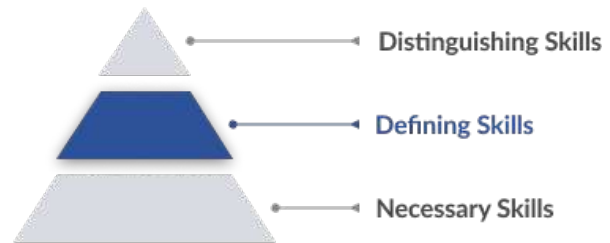
Top Job Titles	Unique Postings
Nutrition Assistants	12 
Diet Aides	6 
Dietetic Technicians	5 
Assisted Living Managers	3 
Diet Technicians	1 

Top Distinguishing Skills by Demand

Not enough data to display Distinguishing Skills for this occupation.

Top Defining Skills by Demand

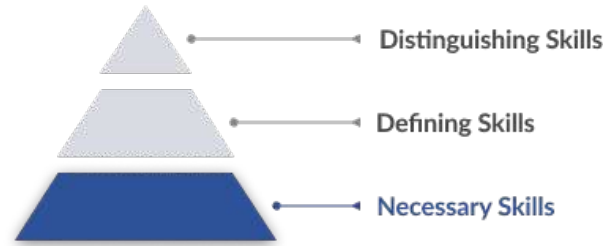
An occupation's Defining Skills represent the day-to-day tasks and responsibilities of the job. An employee needs these skills to qualify for and perform successfully in this occupation.



Skill	Salary Boosting	Job Postings Requesting
Food Services	✘	11
Nutrition Services	✘	2
Dietetic Technician Registered (DTR/NDTR)	✘	1
Child Nutrition	✘	0
Food Preparation	✘	0

Top Necessary Skills by Demand

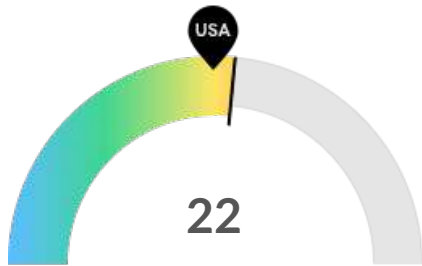
An occupation's Necessary Skills are the specialized skills required for that job and relevant across other similar jobs. An employee needs these skills as building blocks to perform the more complex Defining Skills.



Skill	Salary Boosting	Job Postings Requesting
ServSafe Certification	✘	6
Hazard Analysis And Critical Control Points (HACCP)	✘	6
Dietetics	✘	4
Nursing	✘	2
Food Handler's Card	✘	1
Food Safety And Sanitation	✘	1
Valid Driver's License	✘	0
Cooking	✘	0
Nutrition Education	✘	0
Registered Dietitian (RD/RDN)	✘	0

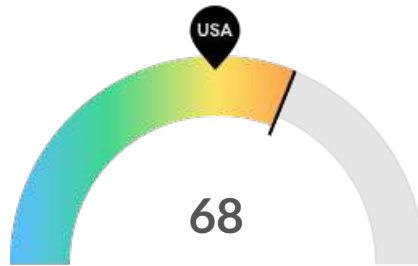
Demographics

Retirement Risk Is About Average, While Overall Diversity Is High



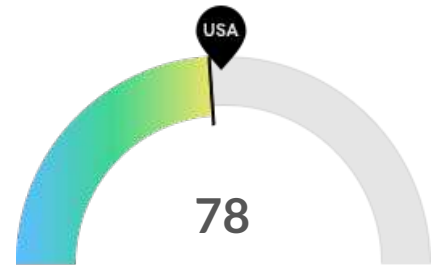
Retiring Soon

Retirement risk is about average in your area. The national average for an area this size is 20* employees 55 or older, while there are 22 here.



Racial Diversity

Racial diversity is high in your area. The national average for an area this size is 48* racially diverse employees, while there are 68 here.

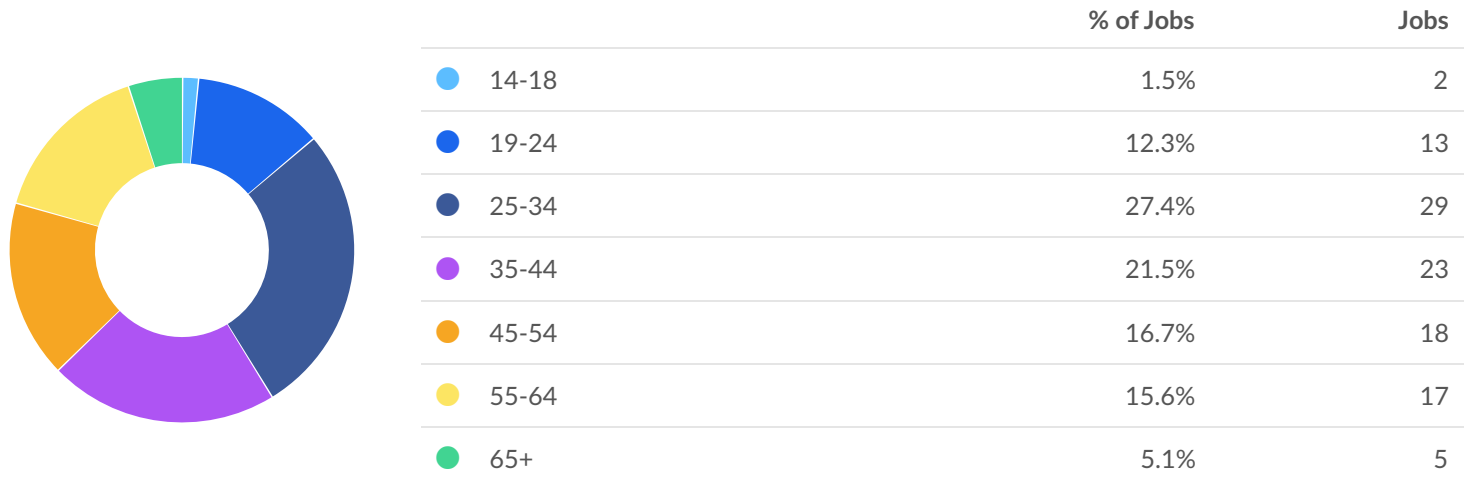


Gender Diversity

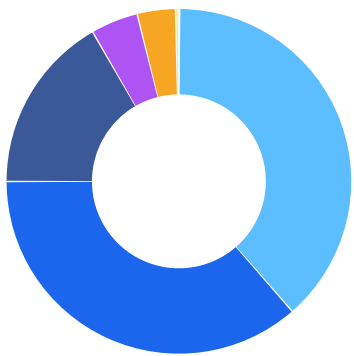
Gender diversity is about average in your area. The national average for an area this size is 83* female employees, while there are 78 here.

*National average values are derived by taking the national value for Dietetic Technicians and scaling it down to account for the difference in overall workforce size between the nation and your area. In other words, the values represent the national average adjusted for region size.

Occupation Age Breakdown



Occupation Race/Ethnicity Breakdown



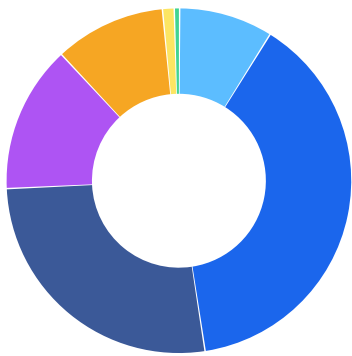
	% of Jobs	Jobs
Hispanic or Latino	38.5%	41
White	36.4%	39
Asian	16.7%	18
Black or African American	4.4%	5
Two or More Races	3.6%	4
American Indian or Alaska Native	0.3%	0
Native Hawaiian or Other Pacific Islander	0.1%	0

Occupation Gender Breakdown



	% of Jobs	Jobs
Males	27.2%	29
Females	72.8%	78

National Educational Attainment



	% of Jobs
● Less than high school diploma	8.8%
● High school diploma or equivalent	38.7%
● Some college, no degree	26.7%
● Associate's degree	13.8%
● Bachelor's degree	10.4%
● Master's degree	1.1%
● Doctoral or professional degree	0.5%

Occupational Programs



5 Programs

Of the programs that can train for this job, 5 have produced completions in the last 5 years.



273 Completions (2021)

The completions from all regional institutions for all degree types.



12 Openings (2021)

The average number of openings for an occupation in the region is 74.

CIP Code	Top Programs	Completions (2021)
31.0501	Sports, Kinesiology, and Physical Education/Fitness, General	124
30.1901	Nutrition Sciences	76
01.1001	Food Science	47
19.0501	Foods, Nutrition, and Wellness Studies, General	26

Top Schools	Completions (2021)
California Polytechnic State University-San Luis Obispo	231
Allan Hancock College	15
International Sports Sciences Association	14
Cuesta College	11
Santa Barbara City College	2

Appendix A

Dietetic Technicians (SOC 29-2051):

Assist in the provision of food service and nutritional programs, under the supervision of a dietitian. May plan and produce meals based on established guidelines, teach principles of food and nutrition, or counsel individuals.

Sample of Reported Job Titles:

Dietary Technician
Diet Tech (Dietetic Technician)
Nutrition Technician
Dietary Aide
Diet Technician Registered (DTR)
Diet Tech (Diet Technician)
Diet Clerk
Diet Aide
Cook Chill Technician (CCT)
Clinical Dietetic Technician

Related O*NET Occupation:

Dietetic Technicians (29-2051.00)