



# Dental Assistants in 2 California Counties

# Contents

What is Lightcast Data? .....	1
Report Parameters .....	2
Executive Summary .....	3
Jobs .....	4
Compensation .....	6
Job Posting Activity .....	7
Demographics .....	12
Occupational Programs .....	15
Appendix A .....	16

## What is Lightcast Data?

Lightcast data is a hybrid dataset derived from official government sources such as the US Census Bureau, Bureau of Economic Analysis, and Bureau of Labor Statistics. Leveraging the unique strengths of each source, our data modeling team creates an authoritative dataset that captures more than 99% of all workers in the United States. This core offering is then enriched with data from online social profiles, resumé, and job postings to give you a complete view of the workforce.

Lightcast data is frequently cited in major publications such as *The Atlantic*, *Forbes*, *Harvard Business Review*, *The New York Times*, *The Wall Street Journal*, and *USA Today*.



## Report Parameters

### 1 Occupation

31-9091 Dental Assistants

---

### 2 Counties

6079 San Luis Obispo County, CA

6083 Santa Barbara County, CA

---

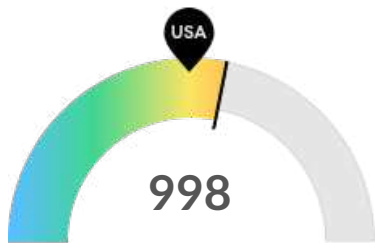
### Class of Worker

QCEW Employees, Non-QCEW Employees, and Self-Employed

The information in this report pertains to the chosen occupation and geographical areas.

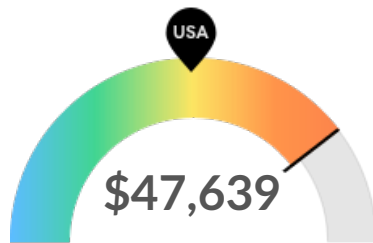
## Executive Summary

### Aggressive Job Posting Demand Over a Deep Supply of Regional Jobs



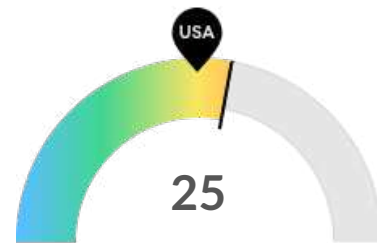
**Jobs (2023)**

Your area is a hotspot for this kind of job. The national average for an area this size is 837\* employees, while there are 998 here.



**Compensation**

Earnings are high in your area. The national median salary for Dental Assistants is \$38,669, compared to \$47,639 here.



**Job Posting Demand**

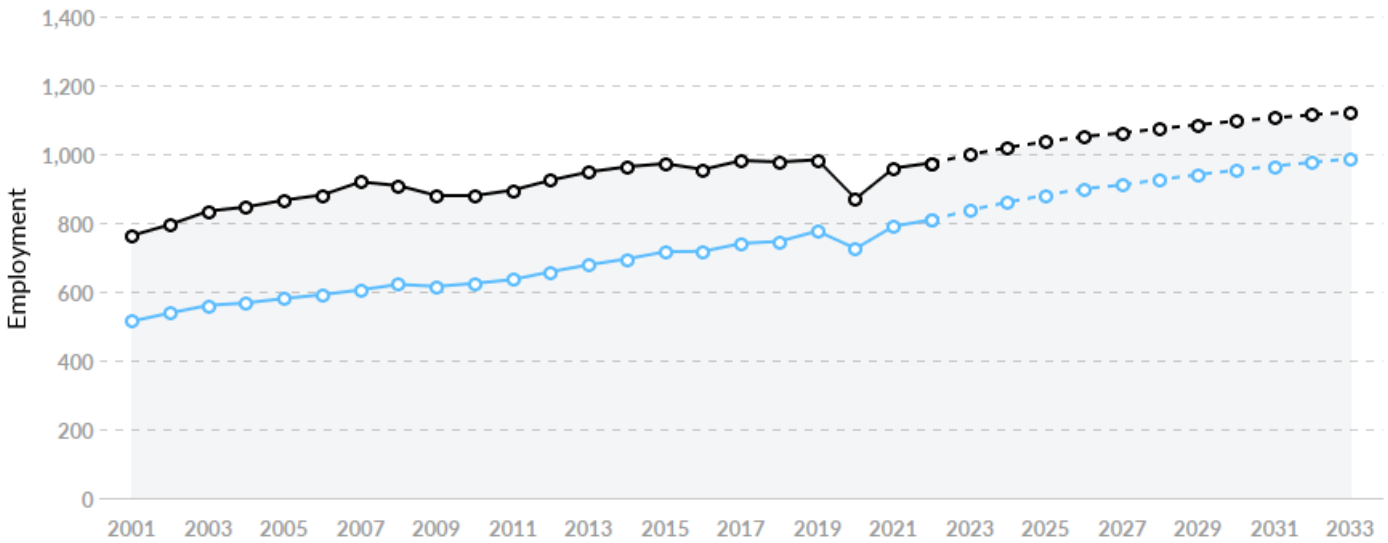
Job posting activity is high in your area. The national average for an area this size is 21\* job postings/mo, while there are 25 here.

\*National average values are derived by taking the national value for Dental Assistants and scaling it down to account for the difference in overall workforce size between the nation and your area. In other words, the values represent the national average adjusted for region size.

# Jobs

## Regional Employment Is Higher Than the National Average

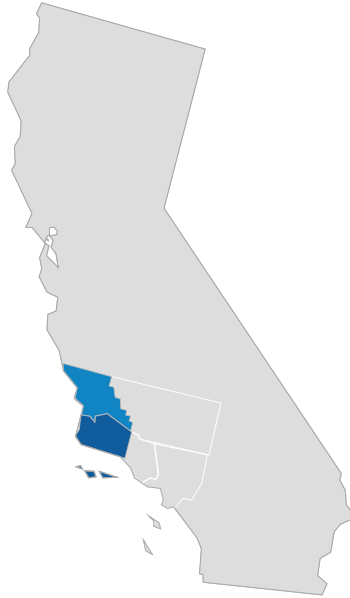
An average area of this size typically has 837\* jobs, while there are 998 here. This higher than average supply of jobs may make it easier for workers in this field to find employment in your area.



Region	2023 Jobs	2033 Jobs	Change	% Change
● 2 California Counties	998	1,122	123	12.4%
● National Average	837	986	149	17.8%

\*National average values are derived by taking the national value for Dental Assistants and scaling it down to account for the difference in overall workforce size between the nation and your area. In other words, the values represent the national average adjusted for region size.

## Regional Breakdown



County	2023 Jobs
Santa Barbara County, CA	632
San Luis Obispo County, CA	367

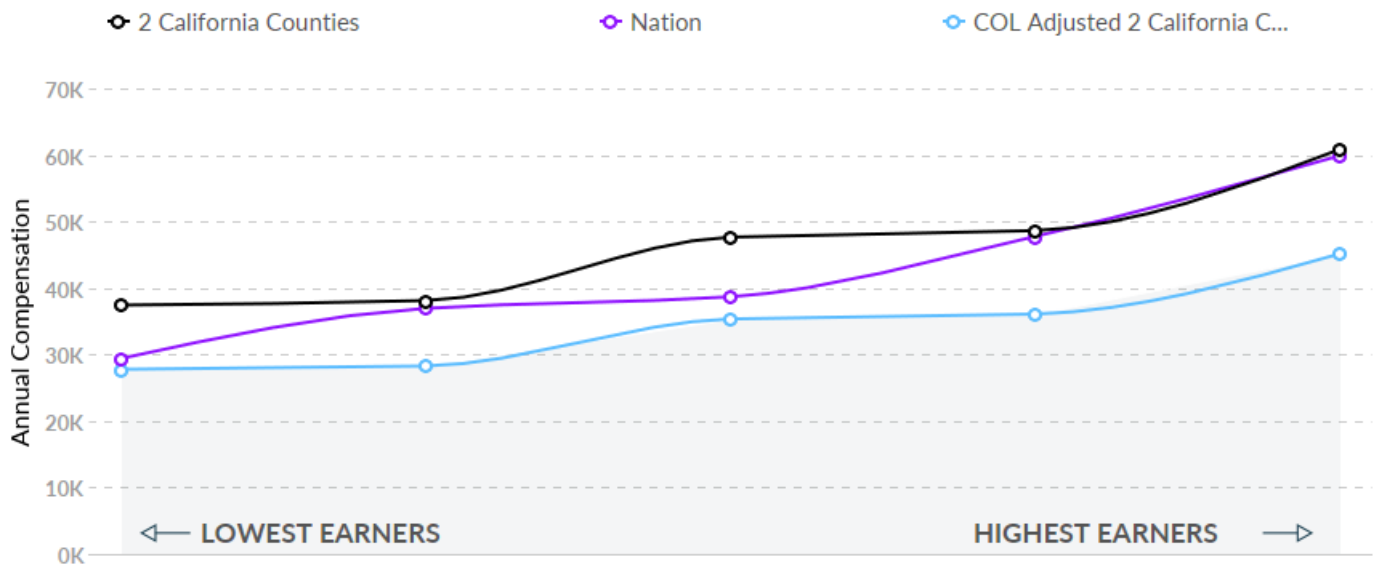
## Most Jobs are Found in the Offices of Dentists Industry Sector



# Compensation

## Regional Compensation Is 23% Higher Than National Compensation

For Dental Assistants, the 2021 median wage in your area is \$47,639, while the national median wage is \$38,669.





# Job Posting Activity



**147 Unique Job Postings**

The number of unique postings for this job from Jan 2023 to Jun 2023.



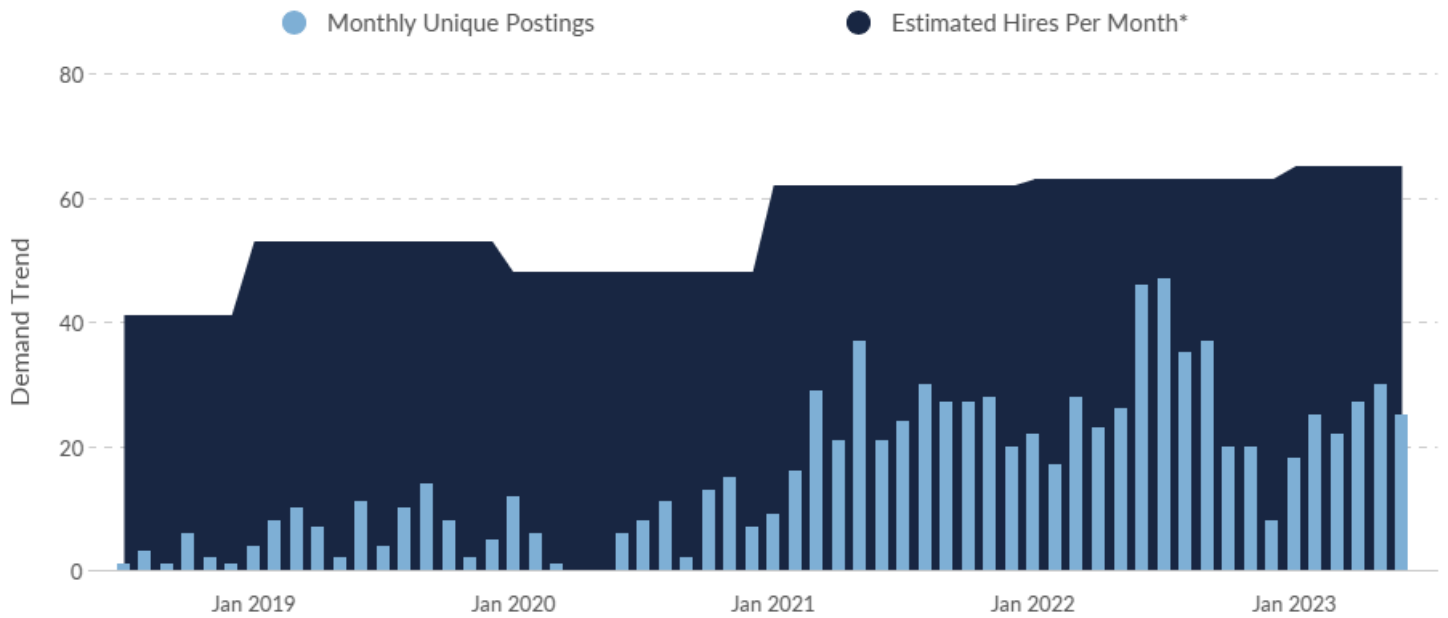
**54 Employers Competing**

All employers in the region who posted for this job from Jan 2023 to Jun 2023.



**32 Day Median Duration**

Posting duration is 1 day shorter than what's typical in the region.



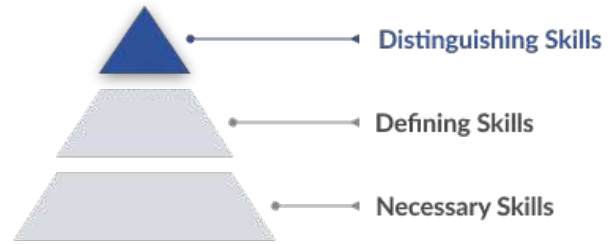
Occupation	Avg Monthly Postings (Jan 2023 - Jun 2023)	Avg Monthly Hires (Jan 2023 - Jun 2023)
Dental Assistants	25	65

\*A hire is reported by the Quarterly Workforce Indicators when an individual's Social Security Number appears on a company's payroll and was not there the quarter before. Lightcast hires are calculated using a combination of Lightcast jobs data, information on separation rates from the Bureau of Labor Statistics (BLS), and industry-based hires data from the Census Bureau.

Top Companies	Unique Postings	Top Job Titles	Unique Postings
Calidental	10 	Dental Assistants	76 
Community Health Centers	9 	Registered Dental Assistants	37 
Comprehensive Periodontics An...	7 	Oral Surgery Assistants	8 
Smile Brands	7 	Orthodontic Dental Assistants	6 
Western Dental Orthodontics	5 	Dental Assistants/Receptionist	5 
DOCS Health	4 	Chairside Dental Assistants	2 
Santa Barbara Neighborhood Cli...	4 	Endodontic Dental Assistants	2 
Actalent	3 	Administrative Assistants	1 
Coastal Endodontic Studio	3 	Benefits Assistants	1 
GPAC	2 	Dental Office Assistants	1 

## Top Distinguishing Skills by Demand

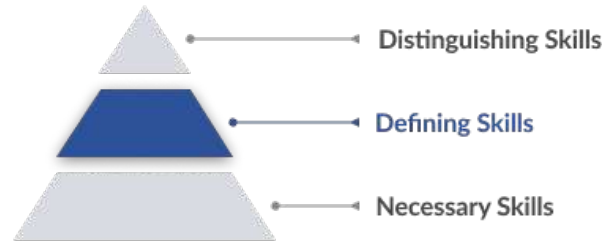
An occupation's Distinguishing Skills are the advanced skills that are called for occasionally. An employee with these skills is likely more specialized and able to differentiate themselves from others in the same role.



Skill	Salary Boosting	Job Postings Requesting
Dental Care	✗	23
Postoperative Care	✓	10
Periodontology	✓	9
Dentures	✗	8
Dental Experience	✓	7
Endodontics	✓	5
Expanded Functions Dental Assistant	✗	4
Certified Dental Assistant	✗	2
Dental Records	✗	1
Dental Informatics	✓	1

## Top Defining Skills by Demand

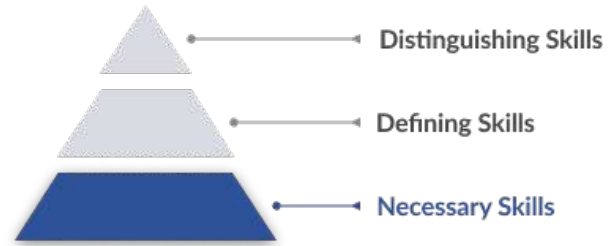
An occupation's Defining Skills represent the day-to-day tasks and responsibilities of the job. An employee needs these skills to qualify for and perform successfully in this occupation.



Skill	Salary Boosting	Job Postings Requesting
Registered Dental Assistant	✗	48
Oral Hygiene	✗	39
Sterilization	✗	38
Dentistry	✗	31
Dental Instruments	✓	29
Radiology Certification	✗	25
Coronal Polishing	✓	22
Dental Radiography	✓	18
Dental Procedures	✓	17
Oral And Maxillofacial Surgery	✓	11

## Top Necessary Skills by Demand

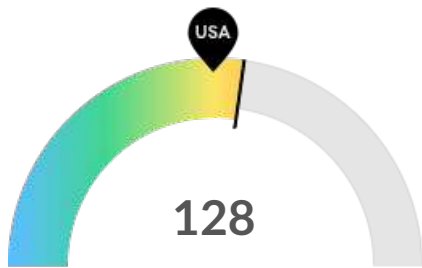
An occupation's Necessary Skills are the specialized skills required for that job and relevant across other similar jobs. An employee needs these skills as building blocks to perform the more complex Defining Skills.



Skill	Salary Boosting	Job Postings Requesting
Patient Education And Counseling	✘	29
Basic Life Support (BLS) Certification	✘	25
Infection Control	✘	23
Cardiopulmonary Resuscitation (CPR)	✘	21
Patient Preparation	✘	20
Medical Records	✘	19
Disinfecting	✘	14
Patient Flow	✘	14
Cardiopulmonary Resuscitation (CPR) Certification	✘	7
Treatment Planning	✘	7

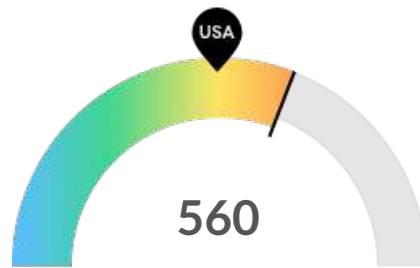
# Demographics

## Retirement Risk Is High, While Overall Diversity Is High



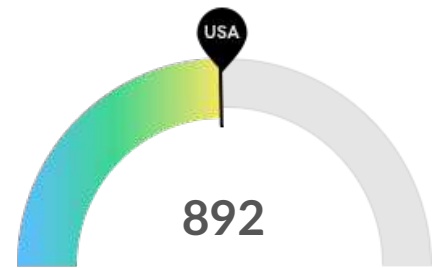
**Retiring Soon**

Retirement risk is high in your area. The national average for an area this size is 112\* employees 55 or older, while there are 128 here.



**Racial Diversity**

Racial diversity is high in your area. The national average for an area this size is 403\* racially diverse employees, while there are 560 here.

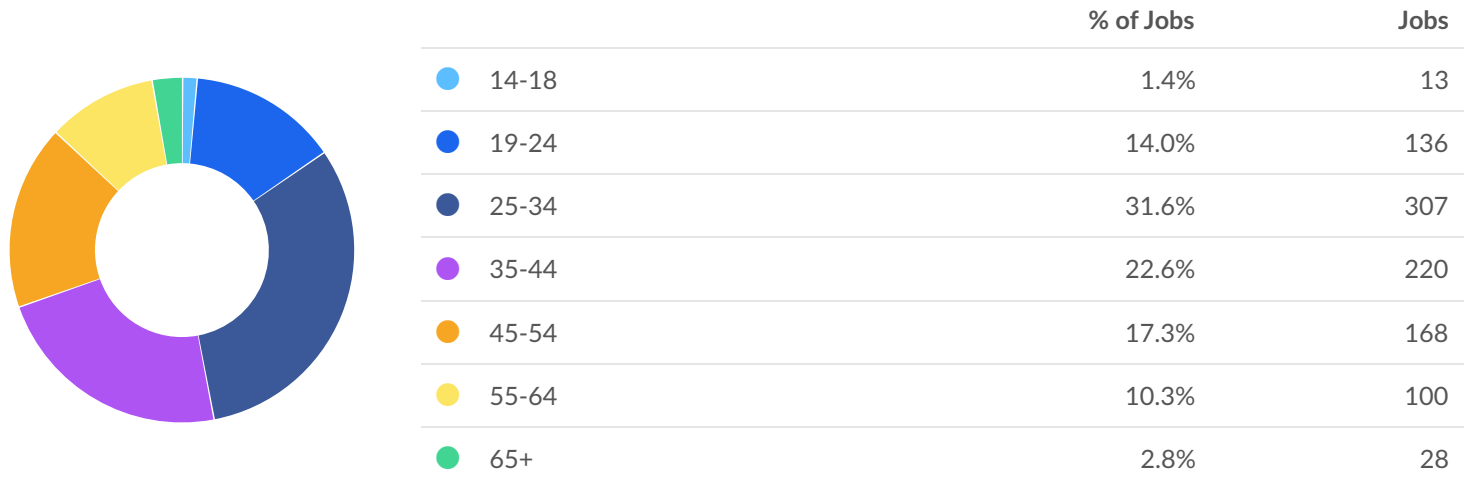


**Gender Diversity**

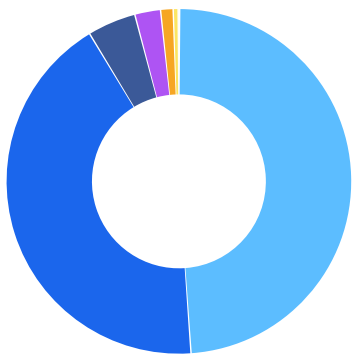
Gender diversity is about average in your area. The national average for an area this size is 908\* female employees, while there are 892 here.

\*National average values are derived by taking the national value for Dental Assistants and scaling it down to account for the difference in overall workforce size between the nation and your area. In other words, the values represent the national average adjusted for region size.

## Occupation Age Breakdown

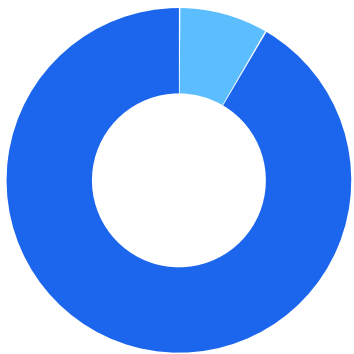


## Occupation Race/Ethnicity Breakdown



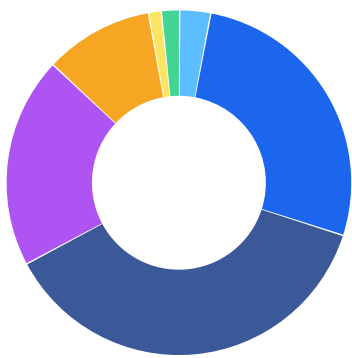
	% of Jobs	Jobs
Hispanic or Latino	48.8%	475
White	42.5%	413
Asian	4.5%	44
Two or More Races	2.4%	24
Black or African American	1.2%	11
American Indian or Alaska Native	0.5%	4
Native Hawaiian or Other Pacific Islander	0.1%	1

## Occupation Gender Breakdown



	% of Jobs	Jobs
Males	8.3%	81
Females	91.7%	892

## National Educational Attainment



	% of Jobs
<span style="color: #00AEEF;">●</span> Less than high school diploma	2.9%
<span style="color: #0070C0;">●</span> High school diploma or equivalent	27.0%
<span style="color: #1A3A5A;">●</span> Some college, no degree	37.3%
<span style="color: #800080;">●</span> Associate's degree	19.8%
<span style="color: #FFA500;">●</span> Bachelor's degree	10.2%
<span style="color: #FFD700;">●</span> Master's degree	1.2%
<span style="color: #008000;">●</span> Doctoral or professional degree	1.7%



## Occupational Programs



### 2 Programs

Of the programs that can train for this job, 2 have produced completions in the last 5 years.



### 63 Completions (2021)

The completions from all regional institutions for all degree types.



### 152 Openings (2021)

The average number of openings for an occupation in the region is 74.

CIP Code	Top Programs	Completions (2021)
51.0601	Dental Assisting/Assistant	63 <div style="width: 63%;"></div>
Top Schools		Completions (2021)
Allan Hancock College		59 <div style="width: 59%;"></div>
Central California School of Continuing Education		4 <div style="width: 4%;"></div>

## Appendix A

**Dental Assistants (SOC 31-9091):**

Perform limited clinical duties under the direction of a dentist. Clinical duties may include equipment preparation and sterilization, preparing patients for treatment, assisting the dentist during treatment, and providing patients with instructions for oral healthcare procedures. May perform administrative duties such as scheduling appointments, maintaining medical records, billing, and coding information for insurance purposes.

**Sample of Reported Job Titles:**

- Orthodontic Assistant (Ortho Assistant)
- Expanded Functions Dental Assistant (EFDA)
- Dental Assistant (DA)
- Surgical Dental Assistant
- Registered Dental Assistant (RDA)
- Expanded Duty Dental Assistant (EDDA)
- Certified Dental Assistant (CDA)
- Oral Surgery Assistant
- Expanded Dental Assistant
- Certified Registered Dental Assistant

**Related O\*NET Occupation:**

Dental Assistants (31-9091.00)