

A close-up photograph showing a person's hands being handcuffed by a police officer. The person's hands are in the foreground, and the officer's hands are visible on the right, holding the handcuffs. The background is blurred, showing a person in an orange jumpsuit. The text is overlaid on the image.

Correctional Officers and Jailers in 2 California Counties

Contents

What is Lightcast Data?	1
Report Parameters	2
Executive Summary	3
Jobs	4
Compensation	7
Job Posting Activity	8
Demographics	11
Occupational Programs	14
Appendix A	15

What is Lightcast Data?

Lightcast data is a hybrid dataset derived from official government sources such as the US Census Bureau, Bureau of Economic Analysis, and Bureau of Labor Statistics. Leveraging the unique strengths of each source, our data modeling team creates an authoritative dataset that captures more than 99% of all workers in the United States. This core offering is then enriched with data from online social profiles, resumé, and job postings to give you a complete view of the workforce.

Lightcast data is frequently cited in major publications such as *The Atlantic*, *Forbes*, *Harvard Business Review*, *The New York Times*, *The Wall Street Journal*, and *USA Today*.



Report Parameters

1 Occupation

33-3012 Correctional Officers and Jailers

2 Counties

6079 San Luis Obispo County, CA

6083 Santa Barbara County, CA

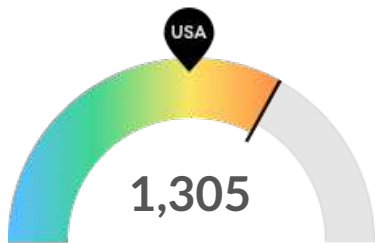
Class of Worker

QCEW Employees, Non-QCEW Employees, and Self-Employed

The information in this report pertains to the chosen occupation and geographical areas.

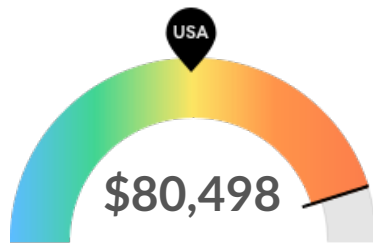
Executive Summary

Aggressive Job Posting Demand Over a Deep Supply of Regional Jobs



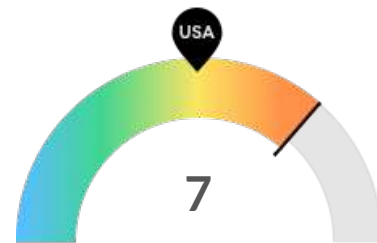
Jobs (2023)

Your area is a hotspot for this kind of job. The national average for an area this size is 836* employees, while there are 1,305 here.



Compensation

Earnings are high in your area. The national median salary for Correctional Officers and Jailers is \$47,923, compared to \$80,498 here.



Job Posting Demand

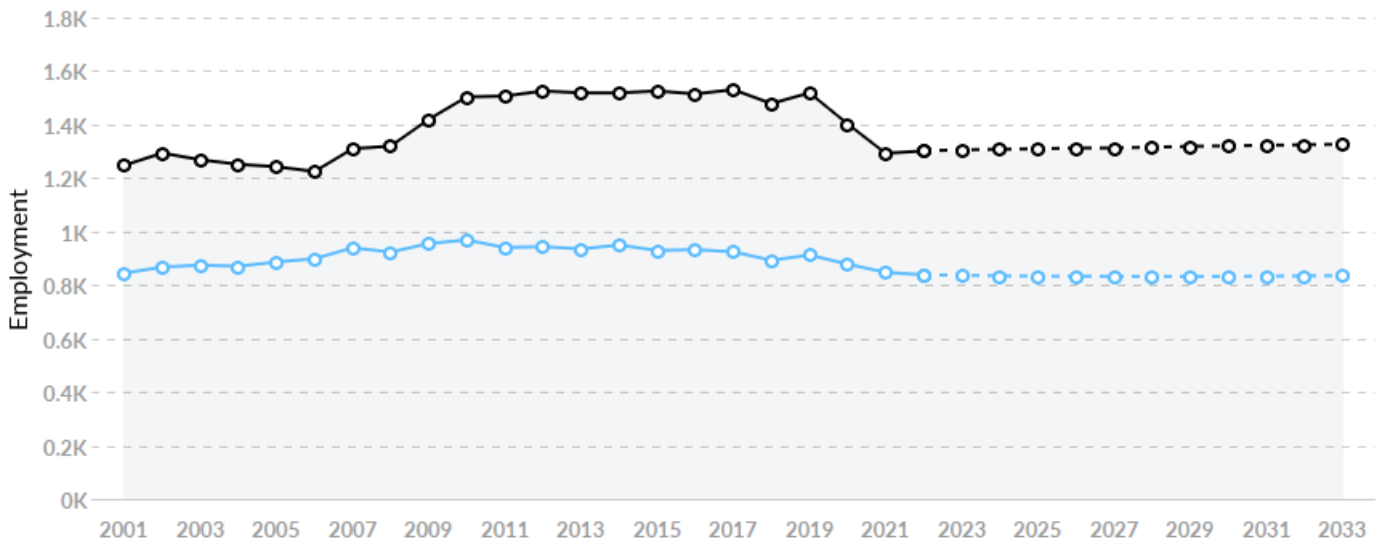
Job posting activity is high in your area. The national average for an area this size is 4* job postings/mo, while there are 7 here.

*National average values are derived by taking the national value for Correctional Officers and Jailers and scaling it down to account for the difference in overall workforce size between the nation and your area. In other words, the values represent the national average adjusted for region size.

Jobs

Regional Employment Is Higher Than the National Average

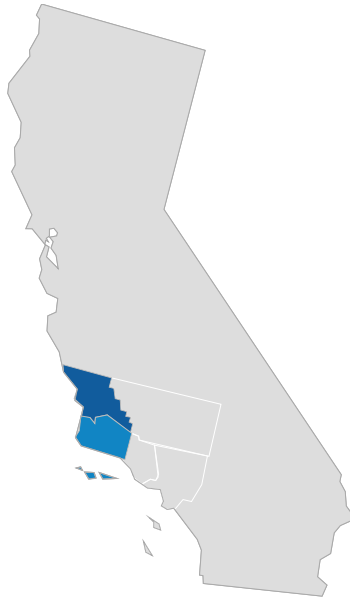
An average area of this size typically has 836* jobs, while there are 1,305 here. This higher than average supply of jobs may make it easier for workers in this field to find employment in your area.



Region	2023 Jobs	2033 Jobs	Change	% Change
● 2 California Counties	1,305	1,326	21	1.6%
● National Average	836	835	-1	-0.1%

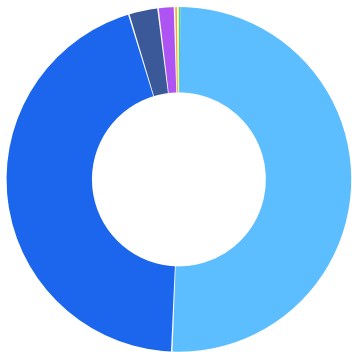
*National average values are derived by taking the national value for Correctional Officers and Jailers and scaling it down to account for the difference in overall workforce size between the nation and your area. In other words, the values represent the national average adjusted for region size.

Regional Breakdown



County	2023 Jobs
San Luis Obispo County, CA	863
Santa Barbara County, CA	442

Most Jobs are Found in the State Government, Excluding Education and Hospitals Industry Sector

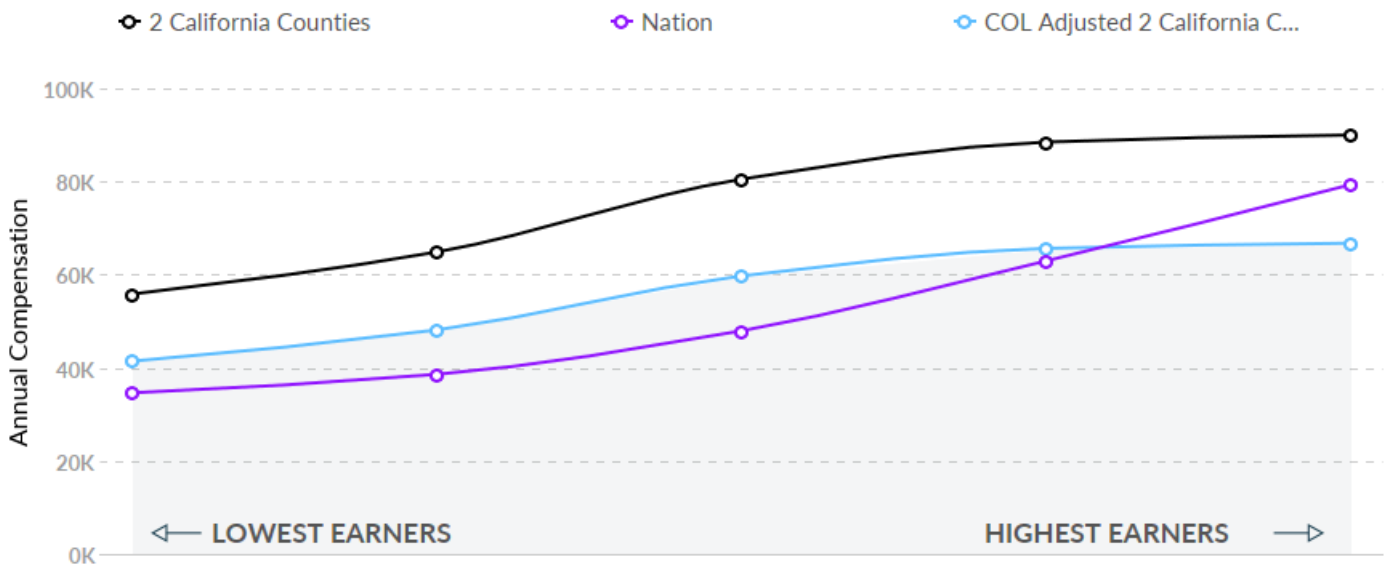


Industry	% of Occupation in Industry (2023)
State Government, Excluding Education and Hospitals	50.6%
Local Government, Excluding Education and Hospitals	44.6%
Facilities Support Services	2.8%
Federal Government, Civilian	1.5%
Education and Hospitals (State Government)	0.3%
Federal Government, Military	0.2%
Other	-0.0%

Compensation

Regional Compensation Is 68% Higher Than National Compensation

For Correctional Officers and Jailers, the 2021 median wage in your area is \$80,498, while the national median wage is \$47,923.



Job Posting Activity



41 Unique Job Postings

The number of unique postings for this job from Jan 2023 to Jun 2023.



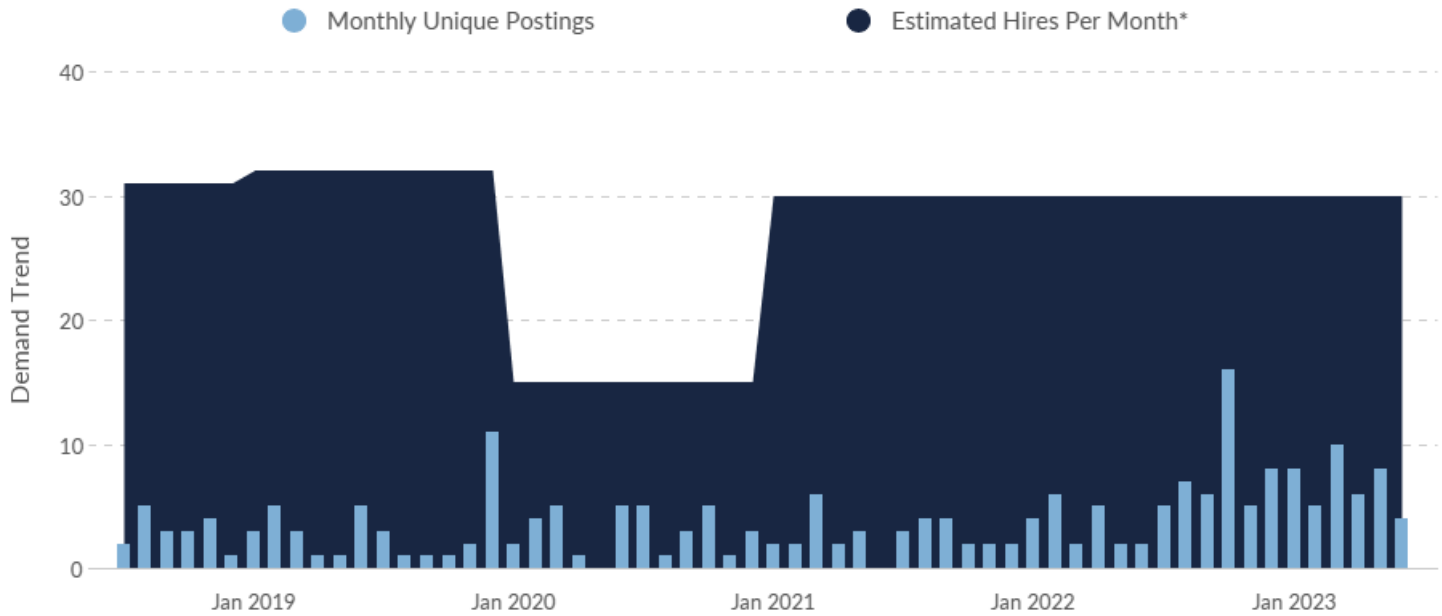
12 Employers Competing

All employers in the region who posted for this job from Jan 2023 to Jun 2023.




















26 Day Median Duration

Posting duration is 7 days shorter than what's typical in the region.



Occupation	Avg Monthly Postings (Jan 2023 - Jun 2023)	Avg Monthly Hires (Jan 2023 - Jun 2023)
Correctional Officers and Jailers	7	30

*A hire is reported by the Quarterly Workforce Indicators when an individual's Social Security Number appears on a company's payroll and was not there the quarter before. Lightcast hires are calculated using a combination of Lightcast jobs data, information on separation rates from the Bureau of Labor Statistics (BLS), and industry-based hires data from the Census Bureau.

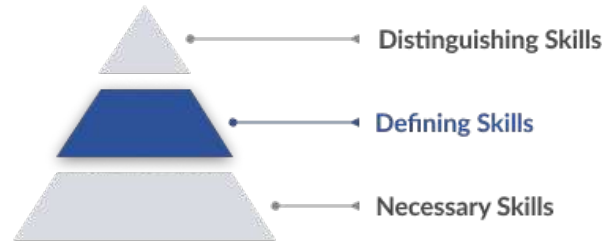
Top Companies	Unique Postings	Top Job Titles	Unique Postings
County Santa Barbara Health	13 	Juvenile Officers	9 
United States Department of Ju...	5 	Banking Officers	6 
Mechanics Bank	4 	Correctional Officers	6 
Bureau of Prisons	3 	Custody Specialists	5 
Brinks	2 	Sheriff's Deputies	4 
County Of San Luis Obispo	2 	Detention Officers	3 
G4S Secure Solutions	2 	Armed Guards	2 
Seattle Colleges Foundation	2 	Correctional Sergeants	2 
Workway	2 	Correctional Officers Correction...	1 
Chumash Employee Resource C...	1 	Correctional Officers Officer Sp...	1 

Top Distinguishing Skills by Demand

Not enough data to display Distinguishing Skills for this occupation.

Top Defining Skills by Demand

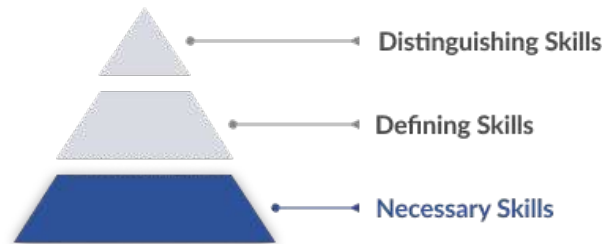
An occupation's Defining Skills represent the day-to-day tasks and responsibilities of the job. An employee needs these skills to qualify for and perform successfully in this occupation.



Skill	Salary Boosting	Job Postings Requesting
Criminal Corrections	✘	22
Valid Driver's License	✘	12
Contraband Detection And Control	✘	6
Self Defense	✘	0

Top Necessary Skills by Demand

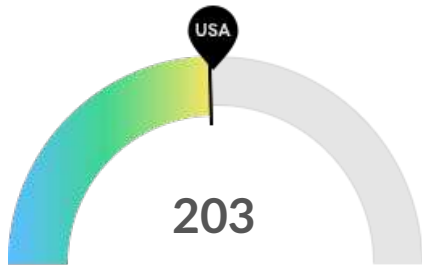
An occupation's Necessary Skills are the specialized skills required for that job and relevant across other similar jobs. An employee needs these skills as building blocks to perform the more complex Defining Skills.



Skill	Salary Boosting	Job Postings Requesting
Psychology	✘	7
Law Enforcement	✘	6
Rehabilitation	✘	6
Cardiopulmonary Resuscitation (CPR) Certification	✘	5
First Aid Certification	✘	5

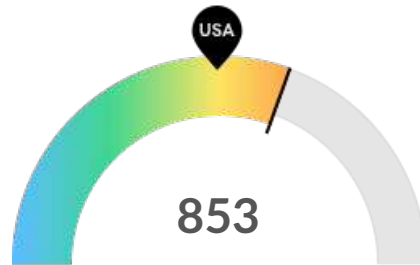
Demographics

Retirement Risk Is About Average, While Overall Diversity Is High



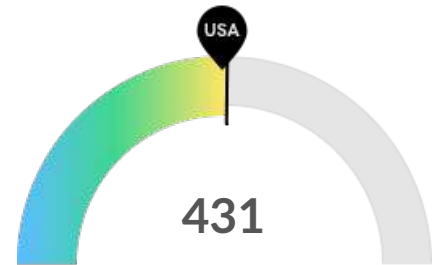
Retiring Soon

Retirement risk is about average in your area. The national average for an area this size is 208* employees 55 or older, while there are 203 here.



Racial Diversity

Racial diversity is high in your area. The national average for an area this size is 626* racially diverse employees, while there are 853 here.

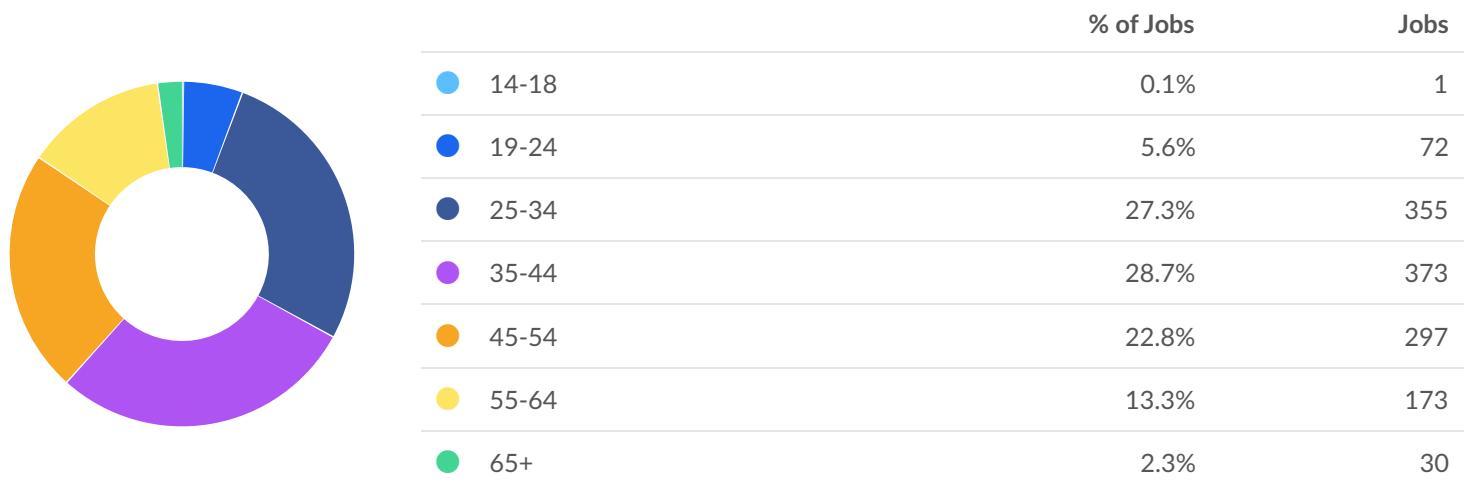


Gender Diversity

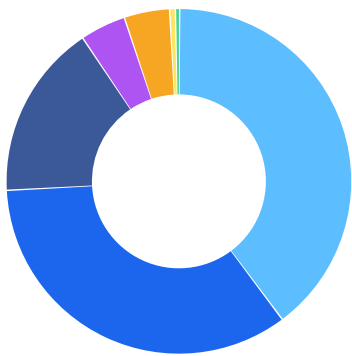
Gender diversity is about average in your area. The national average for an area this size is 425* female employees, while there are 431 here.

*National average values are derived by taking the national value for Correctional Officers and Jailers and scaling it down to account for the difference in overall workforce size between the nation and your area. In other words, the values represent the national average adjusted for region size.

Occupation Age Breakdown

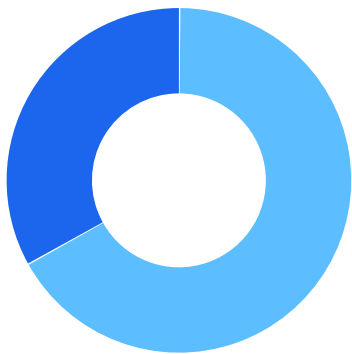


Occupation Race/Ethnicity Breakdown



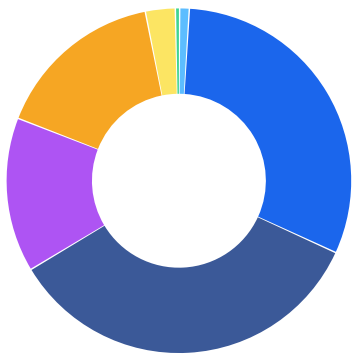
	% of Jobs	Jobs
Hispanic or Latino	39.7%	516
White	34.4%	447
Black or African American	16.4%	214
Two or More Races	4.3%	56
Asian	4.3%	55
Native Hawaiian or Other Pacific Islander	0.5%	7
American Indian or Alaska Native	0.4%	5

Occupation Gender Breakdown



	% of Jobs	Jobs
Males	66.8%	869
Females	33.2%	431

National Educational Attainment



	% of Jobs
● Less than high school diploma	0.9%
● High school diploma or equivalent	30.9%
● Some college, no degree	34.6%
● Associate's degree	14.5%
● Bachelor's degree	16.0%
● Master's degree	2.8%
● Doctoral or professional degree	0.4%

Occupational Programs



0 Programs

Of the programs that can train for this job, 0 have produced completions in the last 5 years.



0 Completions (2021)

The completions from all regional institutions for all degree types.



128 Openings (2021)

The average number of openings for an occupation in the region is 74.

Not enough data to show the Top Programs section.

Not enough data to show the Top Schools section.

Appendix A

Correctional Officers and Jailers (SOC 33-3012):

Guard inmates in penal or rehabilitative institutions in accordance with established regulations and procedures. May guard prisoners in transit between jail, courtroom, prison, or other point. Includes deputy sheriffs and police who spend the majority of their time guarding prisoners in correctional institutions.

Sample of Reported Job Titles:

- Detention Officer
- Corrections Officer (CO)
- Correctional Sergeant
- Juvenile Corrections Officer
- Detention Deputy
- Correctional Officer
- Station Jailer
- Police Detention Attendant
- Jailor
- Jailer

Related O*NET Occupation:

Correctional Officers and Jailers (33-3012.00)