



Camera Operators, Television, Video, and Film in 2 California Counties

Contents

What is Lightcast Data?	1
Report Parameters	2
Executive Summary	3
Jobs	4
Compensation	6
Job Posting Activity	7
Demographics	10
Occupational Programs	13
Appendix A	14

What is Lightcast Data?

Lightcast data is a hybrid dataset derived from official government sources such as the US Census Bureau, Bureau of Economic Analysis, and Bureau of Labor Statistics. Leveraging the unique strengths of each source, our data modeling team creates an authoritative dataset that captures more than 99% of all workers in the United States. This core offering is then enriched with data from online social profiles, resumé, and job postings to give you a complete view of the workforce.

Lightcast data is frequently cited in major publications such as *The Atlantic*, *Forbes*, *Harvard Business Review*, *The New York Times*, *The Wall Street Journal*, and *USA Today*.



Report Parameters

1 Occupation

27-4031 Camera Operators, Television, Video, and Film

2 Counties

6079 San Luis Obispo County, CA

6083 Santa Barbara County, CA

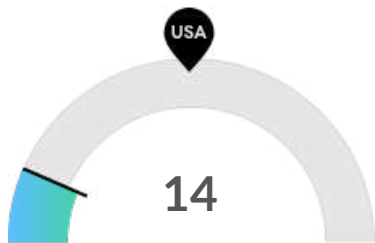
Class of Worker

QCEW Employees, Non-QCEW Employees, and Self-Employed

The information in this report pertains to the chosen occupation and geographical areas.

Executive Summary

Average Job Posting Demand Over a Thin Supply of Regional Jobs



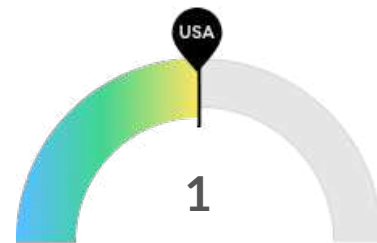
Jobs (2023)

Your area is not a hotspot for this kind of job. The national average for an area this size is 71* employees, while there are 14 here.



Compensation

Earnings are about average in your area. The national median salary for Camera Operators, Television, Video, and Film is \$48,346, compared to \$49,422 here.



Job Posting Demand

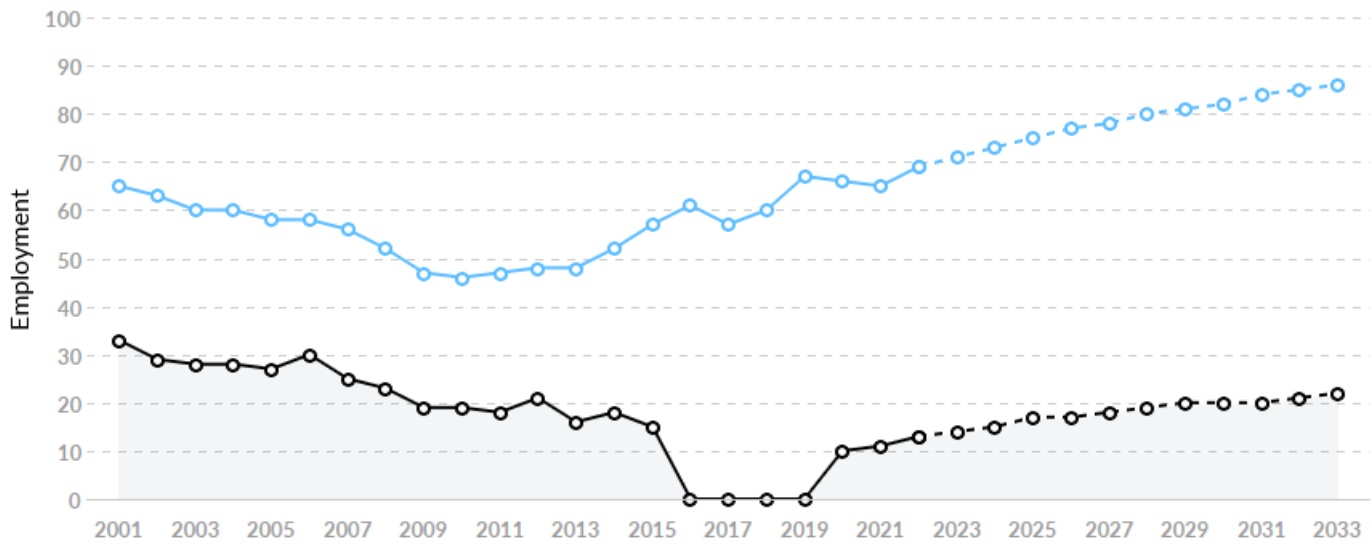
Job posting activity is about average in your area. The national average for an area this size is 1* job posting/mo, while there is 1 here.

*National average values are derived by taking the national value for Camera Operators, Television, Video, and Film and scaling it down to account for the difference in overall workforce size between the nation and your area. In other words, the values represent the national average adjusted for region size.

Jobs

Regional Employment Is Lower Than the National Average

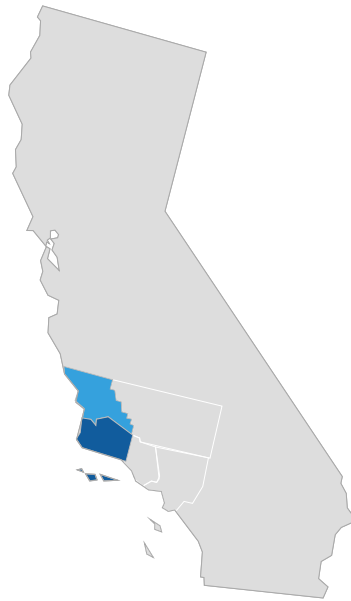
An average area of this size typically has 71* jobs, while there are 14 here. This lower than average supply of jobs may make it more difficult for workers in this field to find employment in your area.



Region	2023 Jobs	2033 Jobs	Change	% Change
● 2 California Counties	14	22	8	55.9%
● National Average	71	86	15	20.4%

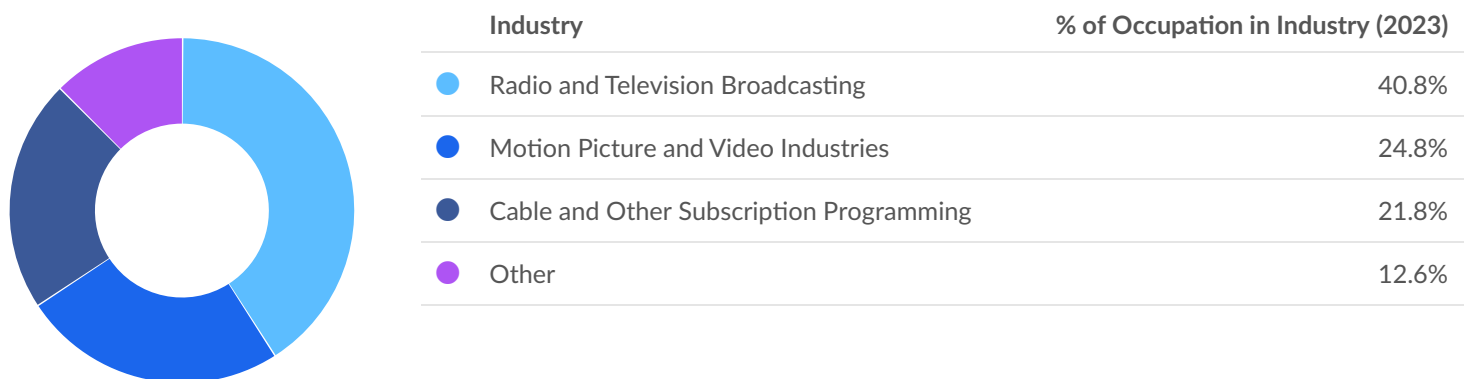
*National average values are derived by taking the national value for Camera Operators, Television, Video, and Film and scaling it down to account for the difference in overall workforce size between the nation and your area. In other words, the values represent the national average adjusted for region size.

Regional Breakdown



County	2023 Jobs
Santa Barbara County, CA	10
San Luis Obispo County, CA	<10

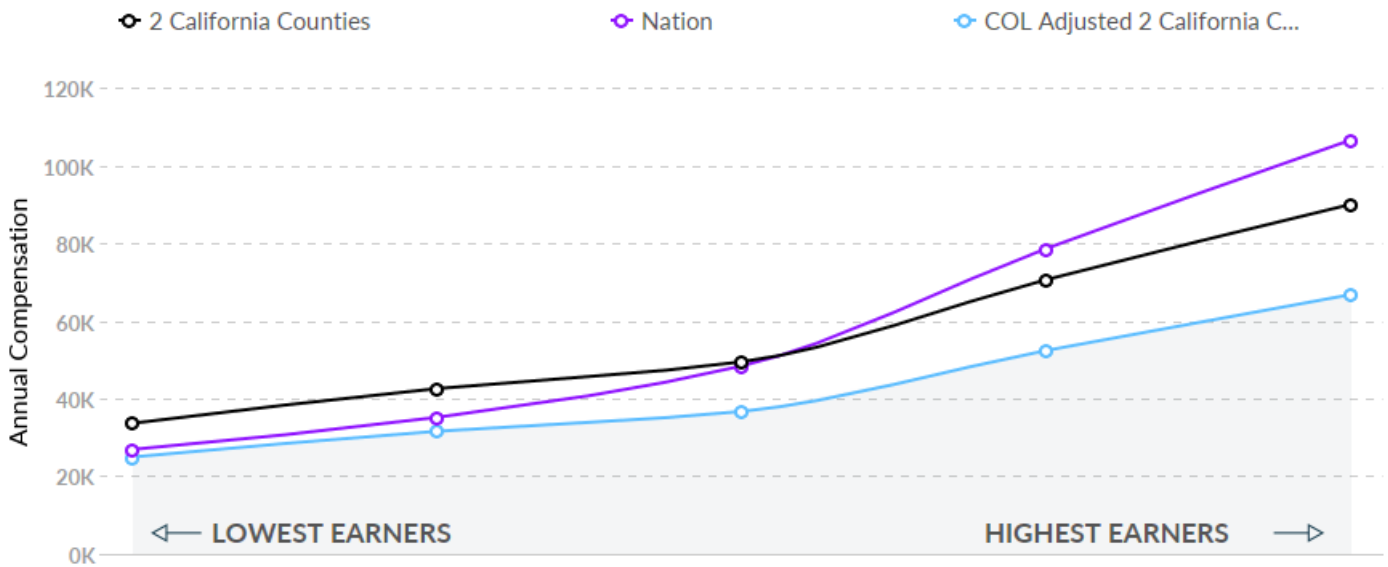
Most Jobs are Found in the Radio and Television Broadcasting Industry Sector



Compensation

Regional Compensation Is 2% Higher Than National Compensation

For Camera Operators, Television, Video, and Film, the 2021 median wage in your area is \$49,422, while the national median wage is \$48,346.



Job Posting Activity



5 Unique Job Postings

The number of unique postings for this job from Jan 2023 to Jun 2023.



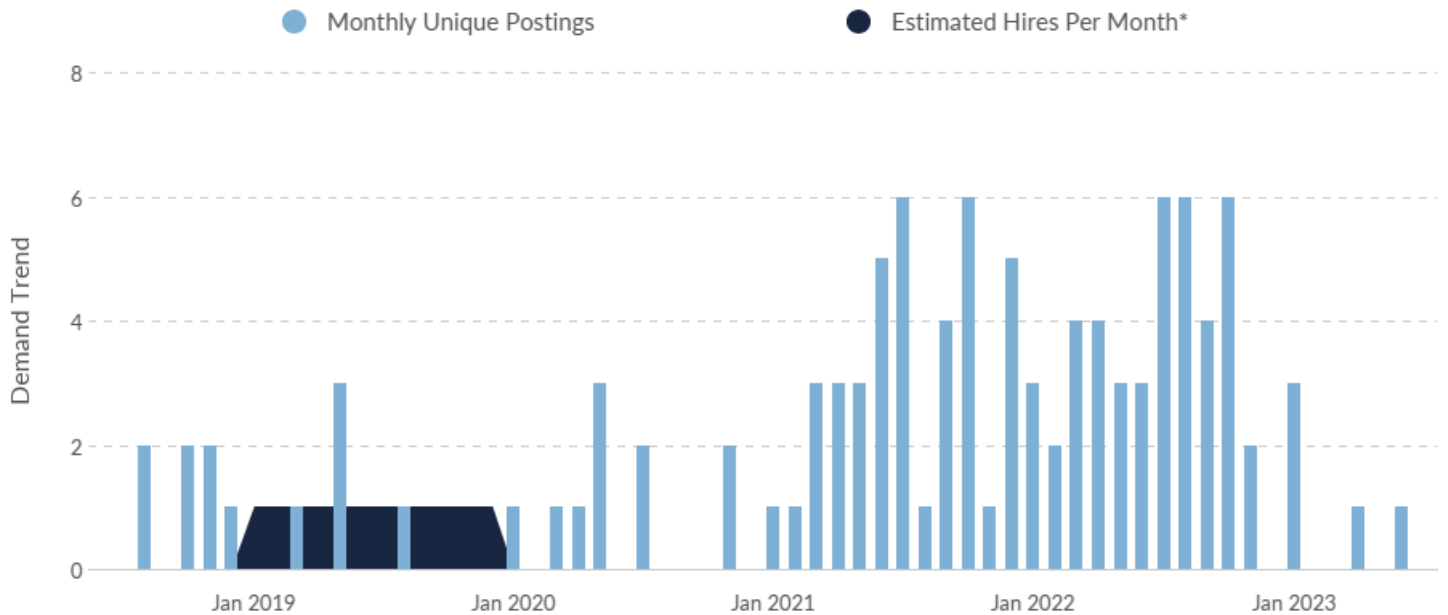
4 Employers Competing

All employers in the region who posted for this job from Jan 2023 to Jun 2023.



43 Day Median Duration

Posting duration is 10 days longer than what's typical in the region.



Occupation	Avg Monthly Postings (Jan 2023 - Jun 2023)	Avg Monthly Hires (Jan 2023 - Jun 2023)
Camera Operators, Television, Video, and Film	1	0

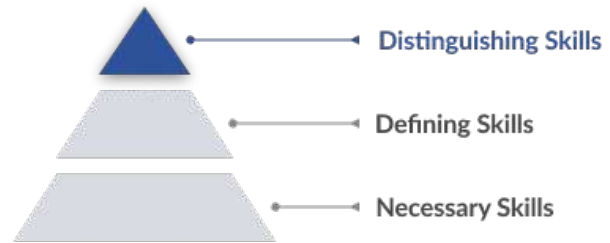
*A hire is reported by the Quarterly Workforce Indicators when an individual's Social Security Number appears on a company's payroll and was not there the quarter before. Lightcast hires are calculated using a combination of Lightcast jobs data, information on separation rates from the Bureau of Labor Statistics (BLS), and industry-based hires data from the Census Bureau.

Top Companies	Unique Postings
Ignite Now Media	2
News-Press & Gazette Company	1
Sports Warehouse	1
Tv Santa Barbara	1

Top Job Titles	Unique Postings
Videographers/Editors	3
Videographers	2

Top Distinguishing Skills by Demand

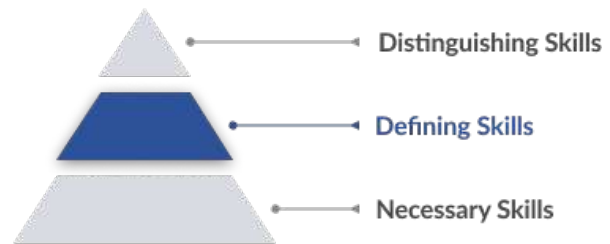
An occupation's Distinguishing Skills are the advanced skills that are called for occasionally. An employee with these skills is likely more specialized and able to differentiate themselves from others in the same role.



Skill	Salary Boosting	Job Postings Requesting
Video Cameras		0
Wedding Videography		0

Top Defining Skills by Demand

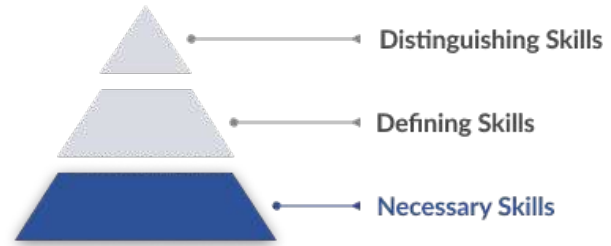
An occupation's Defining Skills represent the day-to-day tasks and responsibilities of the job. An employee needs these skills to qualify for and perform successfully in this occupation.



Skill	Salary Boosting	Job Postings Requesting
Video Production		3
Videography		0

Top Necessary Skills by Demand

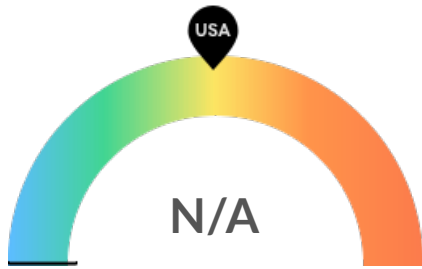
An occupation's Necessary Skills are the specialized skills required for that job and relevant across other similar jobs. An employee needs these skills as building blocks to perform the more complex Defining Skills.



Skill	Salary Boosting	Job Postings Requesting
Adobe Premiere Pro	✗	2
Valid Driver's License	✗	1
Adobe After Effects	✗	1
Photography	✗	1
Motion Graphics	✗	0
Adobe Photoshop	✗	0
Adobe Creative Suite	✗	0
Content Creation	✗	0
Marketing	✗	0
Post-Production	✗	0

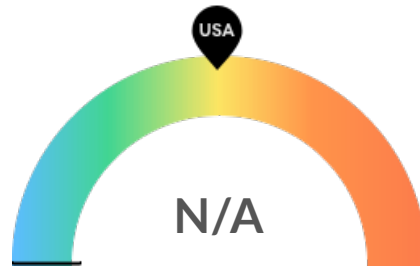
Demographics

Reliable Retirement and Diversity Information Is Not Available



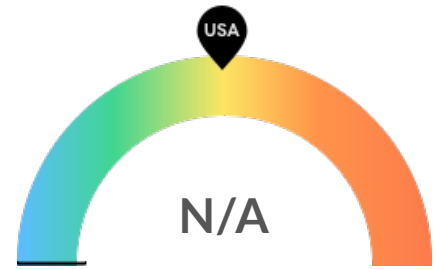
Retiring Soon

Reliable retirement information is not available in your area, because there are too few employees.



Racial Diversity

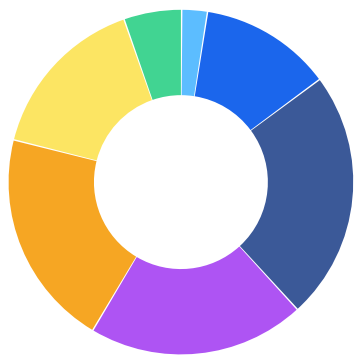
Reliable racial diversity information is not available in your area, because there are too few employees.



Gender Diversity

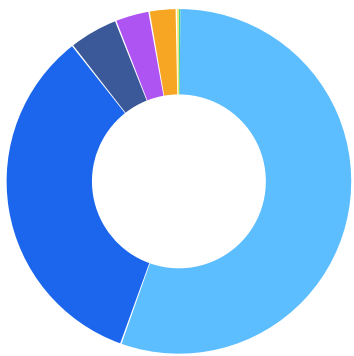
Reliable gender diversity information is not available in your area, because there are too few employees.

Occupation Age Breakdown



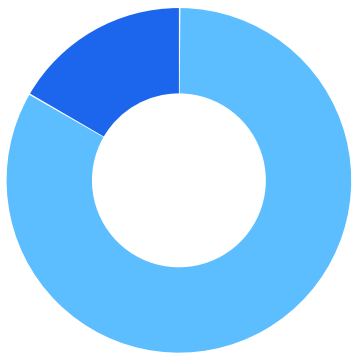
		% of Jobs	Jobs
	14-18	2.4%	0
	19-24	12.4%	2
	25-34	23.4%	3
	35-44	20.3%	3
	45-54	20.4%	3
	55-64	15.7%	2
	65+	5.4%	1

Occupation Race/Ethnicity Breakdown



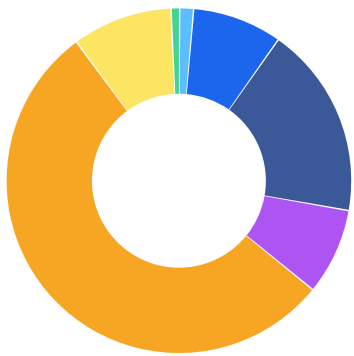
	% of Jobs	Jobs
White	55.4%	7
Hispanic or Latino	33.9%	5
Asian	4.6%	1
Black or African American	3.2%	0
Two or More Races	2.5%	0
Native Hawaiian or Other Pacific Islander	0.3%	0
American Indian or Alaska Native	0.0%	0

Occupation Gender Breakdown



	% of Jobs	Jobs
Males	83.3%	11
Females	16.7%	2

National Educational Attainment



	% of Jobs
● Less than high school diploma	1.3%
● High school diploma or equivalent	8.4%
● Some college, no degree	18.0%
● Associate's degree	8.1%
● Bachelor's degree	54.0%
● Master's degree	9.4%
● Doctoral or professional degree	0.8%

Occupational Programs



4 Programs

Of the programs that can train for this job, 4 have produced completions in the last 5 years.



228 Completions (2021)

The completions from all regional institutions for all degree types.



3 Openings (2021)

The average number of openings for an occupation in the region is 74.

CIP Code	Top Programs	Completions (2021)
50.0601	Film/Cinema/Media Studies	186
09.0701	Radio and Television	19
50.0602	Cinematography and Film/Video Production	14
10.0201	Photographic and Film/Video Technology/Technician	9

Top Schools	Completions (2021)
University of California-Santa Barbara	184
Santa Barbara City College	27
Cuesta College	9
Allan Hancock College	8

Appendix A

Camera Operators, Television, Video, and Film (SOC 27-4031):

Operate television, video, or film camera to record images or scenes for television, video, or film productions.

Sample of Reported Job Titles:

- Camera Operator
- Videographer
- Video Coordinator
- Television Camera Operator
- News Videographer
- Television News Photographer
- Studio Technician
- Studio Camera Operator
- Production Technician
- Operations Technician

Related O*NET Occupation:

Camera Operators, Television, Video, and Film (27-4031.00)