



Accountants and Auditors in 2 California Counties

Contents

What is Lightcast Data?	1
Report Parameters	2
Executive Summary	3
Jobs	4
Compensation	7
Job Posting Activity	8
Demographics	13
Occupational Programs	16
Appendix A	17

What is Lightcast Data?

Lightcast data is a hybrid dataset derived from official government sources such as the US Census Bureau, Bureau of Economic Analysis, and Bureau of Labor Statistics. Leveraging the unique strengths of each source, our data modeling team creates an authoritative dataset that captures more than 99% of all workers in the United States. This core offering is then enriched with data from online social profiles, resumé, and job postings to give you a complete view of the workforce.

Lightcast data is frequently cited in major publications such as *The Atlantic*, *Forbes*, *Harvard Business Review*, *The New York Times*, *The Wall Street Journal*, and *USA Today*.



Report Parameters

1 Occupation

13-2011 Accountants and Auditors

2 Counties

6079 San Luis Obispo County, CA

6083 Santa Barbara County, CA

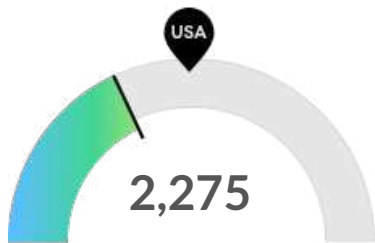
Class of Worker

QCEW Employees, Non-QCEW Employees, and Self-Employed

The information in this report pertains to the chosen occupation and geographical areas.

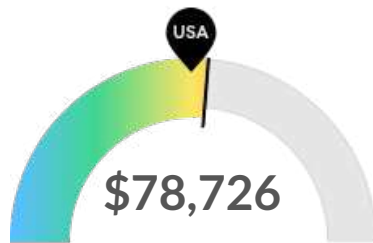
Executive Summary

Light Job Posting Demand Over a Thin Supply of Regional Jobs



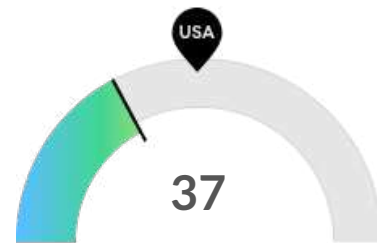
Jobs (2023)

Your area is not a hotspot for this kind of job. The national average for an area this size is 3,526* employees, while there are 2,275 here.



Compensation

Earnings are about average in your area. The national median salary for Accountants and Auditors is \$77,208, compared to \$78,726 here.



Job Posting Demand

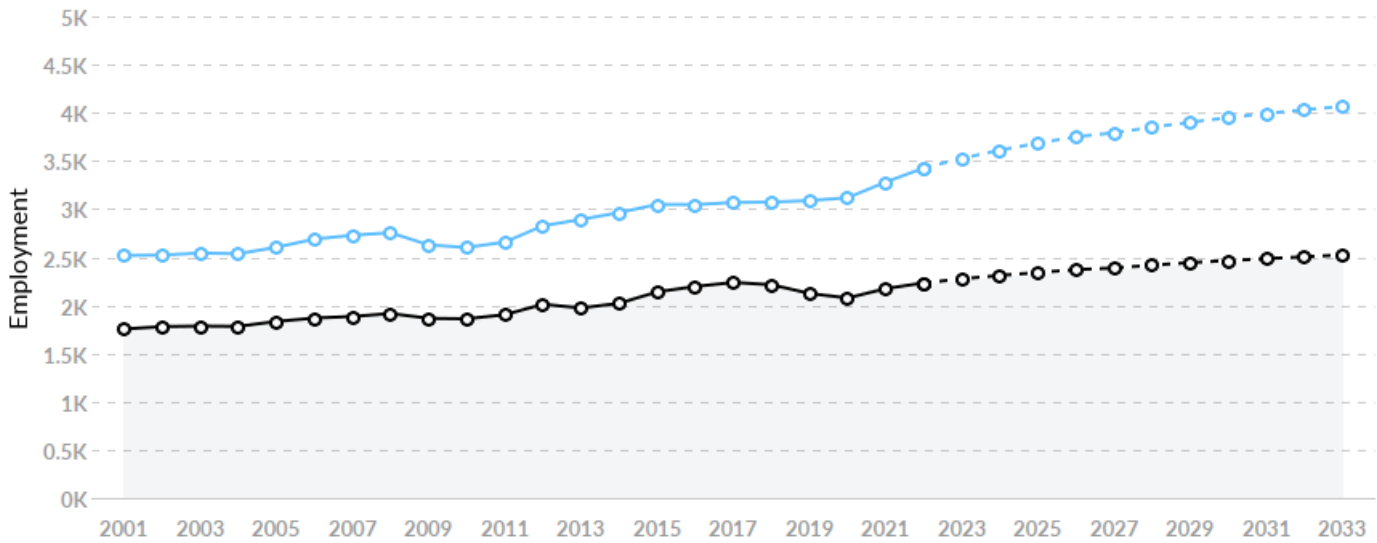
Job posting activity is low in your area. The national average for an area this size is 61* job postings/mo, while there are 37 here.

*National average values are derived by taking the national value for Accountants and Auditors and scaling it down to account for the difference in overall workforce size between the nation and your area. In other words, the values represent the national average adjusted for region size.

Jobs

Regional Employment Is Lower Than the National Average

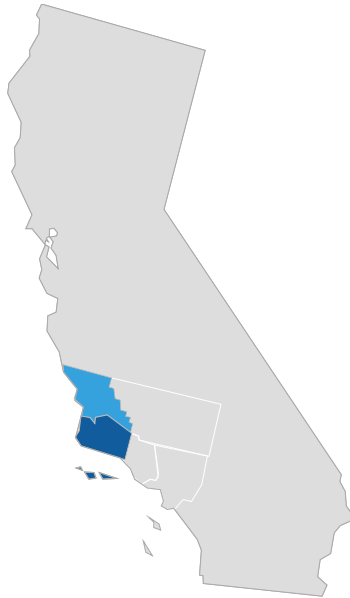
An average area of this size typically has 3,526* jobs, while there are 2,275 here. This lower than average supply of jobs may make it more difficult for workers in this field to find employment in your area.



Region	2023 Jobs	2033 Jobs	Change	% Change
● 2 California Counties	2,275	2,524	249	10.9%
● National Average	3,526	4,066	540	15.3%

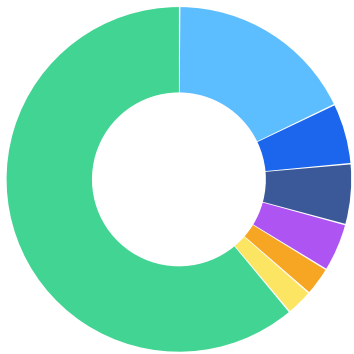
*National average values are derived by taking the national value for Accountants and Auditors and scaling it down to account for the difference in overall workforce size between the nation and your area. In other words, the values represent the national average adjusted for region size.


Regional Breakdown



County	2023 Jobs
Santa Barbara County, CA	1,520
San Luis Obispo County, CA	755

Most Jobs are Found in the Accounting, Tax Preparation, Bookkeeping, and Payroll Services Industry Sector

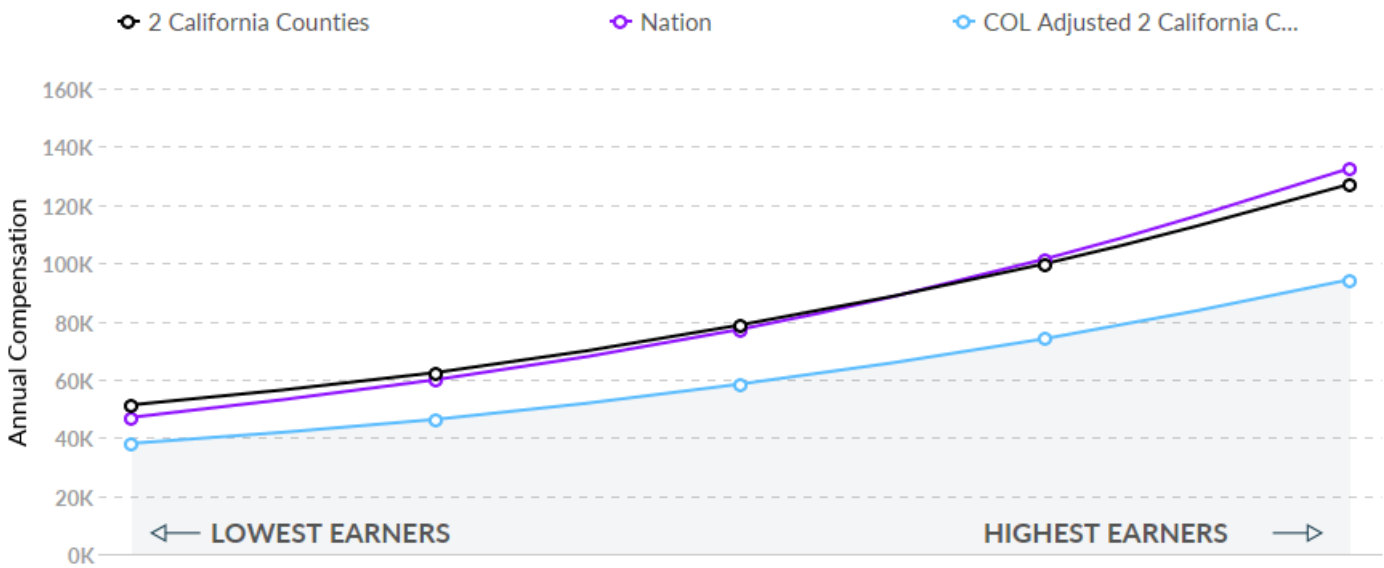


Industry	% of Occupation in Industry (2023)
 Accounting, Tax Preparation, Bookkeeping, and Payroll Services	17.8%
 Management of Companies and Enterprises	5.7%
 Local Government, Excluding Education and Hospitals	5.7%
 Crop Production	4.5%
 Education and Hospitals (State Government)	2.7%
 Employment Services	2.5%
 Other	61.1%

Compensation

Regional Compensation Is 2% Higher Than National Compensation

For Accountants and Auditors, the 2021 median wage in your area is \$78,726, while the national median wage is \$77,208.



Job Posting Activity



222 Unique Job Postings

The number of unique postings for this job from Jan 2023 to Jun 2023.



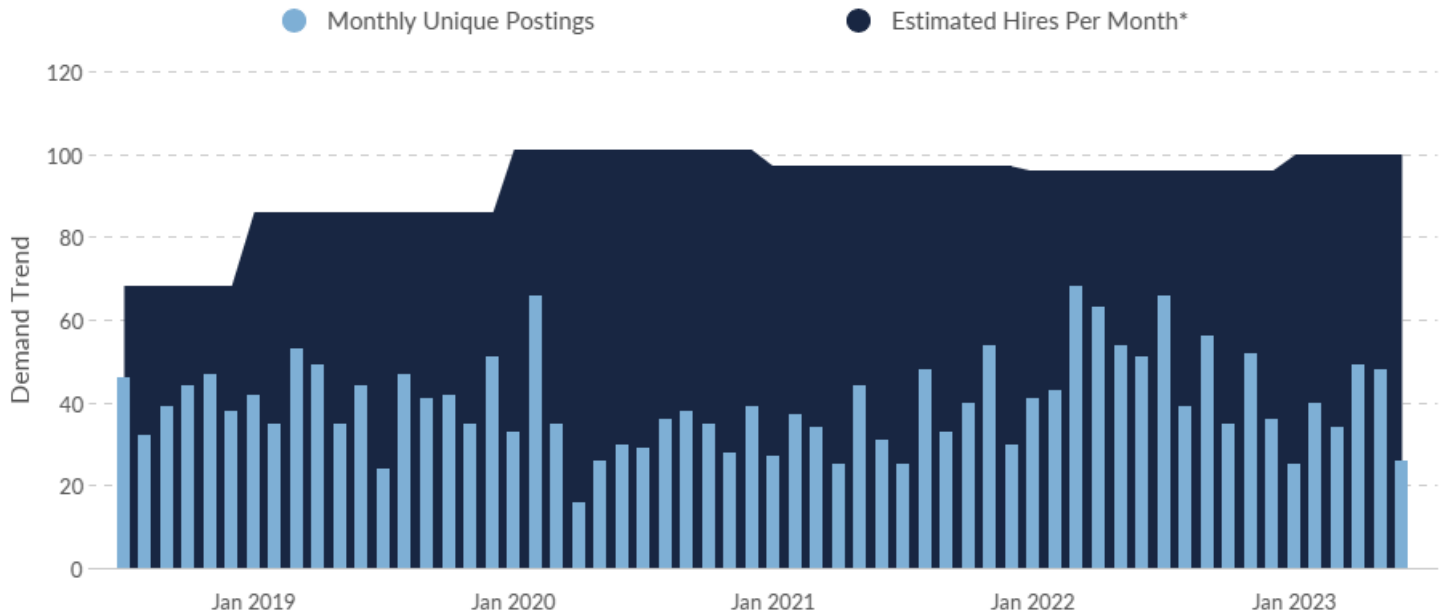
82 Employers Competing

All employers in the region who posted for this job from Jan 2023 to Jun 2023.























34 Day Median Duration

Posting duration is 1 day longer than what's typical in the region.



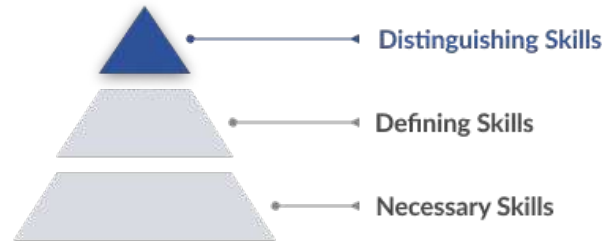
Occupation	Avg Monthly Postings (Jan 2023 - Jun 2023)	Avg Monthly Hires (Jan 2023 - Jun 2023)
Accountants and Auditors	37	100

*A hire is reported by the Quarterly Workforce Indicators when an individual's Social Security Number appears on a company's payroll and was not there the quarter before. Lightcast hires are calculated using a combination of Lightcast jobs data, information on separation rates from the Bureau of Labor Statistics (BLS), and industry-based hires data from the Census Bureau.

Top Companies	Unique Postings	Top Job Titles	Unique Postings
Robert Half	54 	Staff Accountants	55 
Toyon Research Corporation	8 	Accountants	48 
Volt	7 	Project Accountants	9 
Jobot	6 	Cost Accountants	7 
AppleOne	5 	Property Accountants	7 
County Santa Barbara Health	5 	Finance Coordinators	6 
Empirical Systems Aerospace	5 	Account Trainees	5 
Aston Carter	4 	Accountant Specialists	5 
University of California	4 	Tax Staff	4 
CBIZ	3 	Income Auditors	3 

Top Distinguishing Skills by Demand

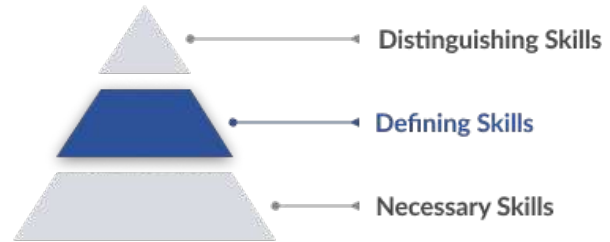
An occupation's Distinguishing Skills are the advanced skills that are called for occasionally. An employee with these skills is likely more specialized and able to differentiate themselves from others in the same role.



Skill	Salary Boosting	Job Postings Requesting
Financial Data	✘	39
Depreciation	✘	33
Income Statement	✔	32
General Ledger Reconciliation	✘	31
Cost Accounting	✘	25
Ad Hoc Reporting	✘	24
Ledgers (Accounting)	✘	18
Financial Auditing	✘	11
Pivot Tables And Charts	✘	11
Sarbanes-Oxley Act (SOX) Compliance	✘	11

Top Defining Skills by Demand

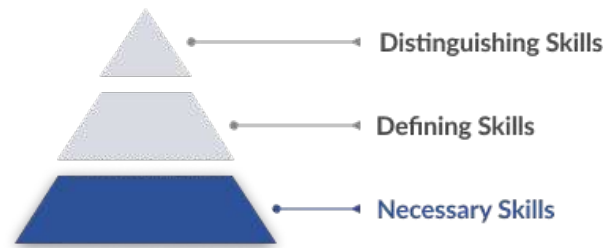
An occupation's Defining Skills represent the day-to-day tasks and responsibilities of the job. An employee needs these skills to qualify for and perform successfully in this occupation.



Skill	Salary Boosting	Job Postings Requesting
Accounting	✗	194
Auditing	✗	121
Finance	✓	107
Financial Statements	✗	99
Generally Accepted Accounting Principles	✗	93
Internal Controls	✗	63
Month-End Closing	✗	61
Account Reconciliation	✗	57
General Ledger	✗	53
Reconciliation	✗	48

Top Necessary Skills by Demand

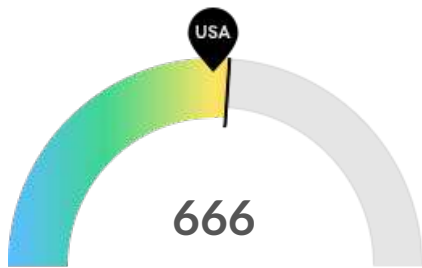
An occupation's Necessary Skills are the specialized skills required for that job and relevant across other similar jobs. An employee needs these skills as building blocks to perform the more complex Defining Skills.



Skill	Salary Boosting	Job Postings Requesting
Accounts Receivable	✘	48
Invoicing	✘	46
Billing	✘	23
Financial Analysis	✘	21
Process Improvement	✘	16
Project Management	✘	12

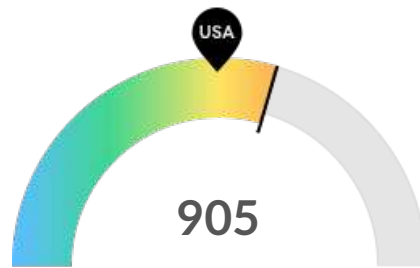
Demographics

Retirement Risk Is About Average, While Overall Diversity Is High



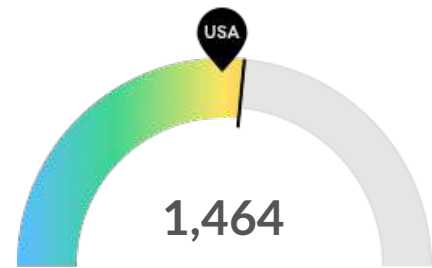
Retiring Soon

Retirement risk is about average in your area. The national average for an area this size is 625* employees 55 or older, while there are 666 here.



Racial Diversity

Racial diversity is high in your area. The national average for an area this size is 703* racially diverse employees, while there are 905 here.

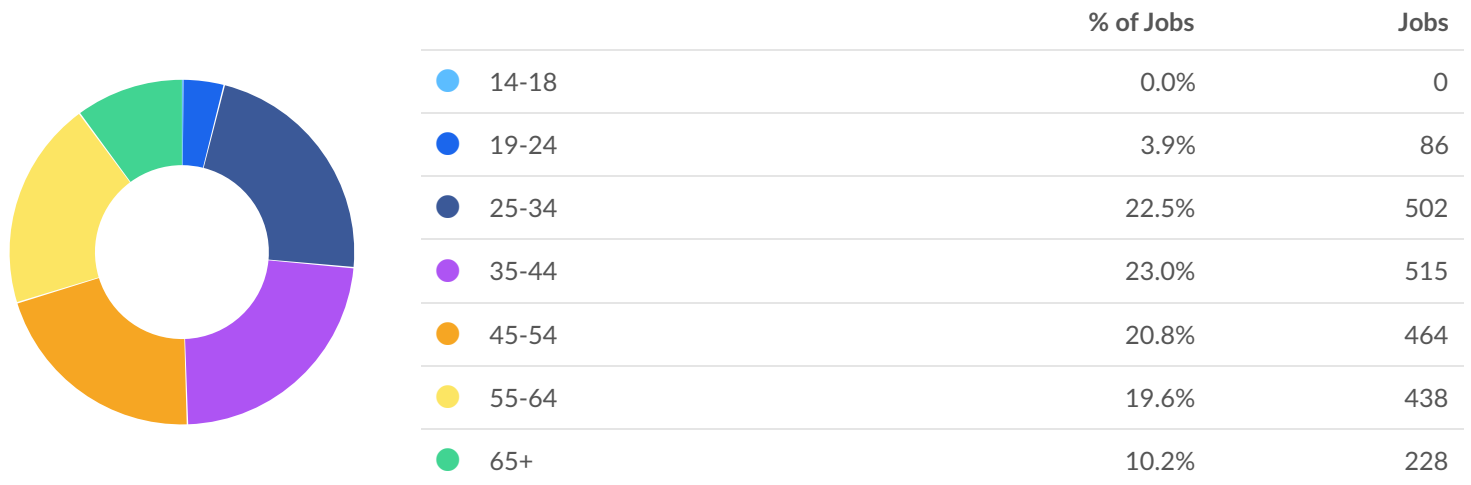


Gender Diversity

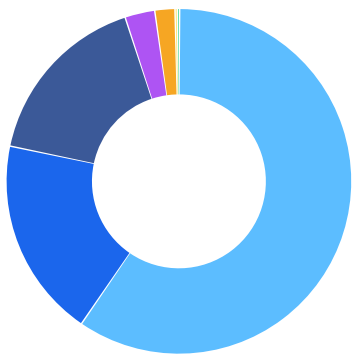
Gender diversity is about average in your area. The national average for an area this size is 1,339* female employees, while there are 1,464 here.

*National average values are derived by taking the national value for Accountants and Auditors and scaling it down to account for the difference in overall workforce size between the nation and your area. In other words, the values represent the national average adjusted for region size.

Occupation Age Breakdown



Occupation Race/Ethnicity Breakdown



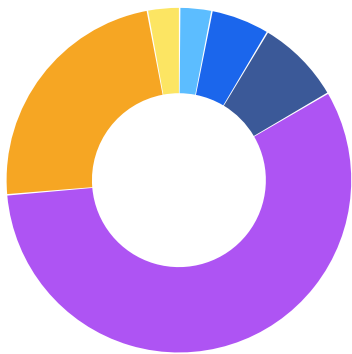
	% of Jobs	Jobs
● White	59.5%	1,328
● Hispanic or Latino	18.7%	418
● Asian	16.7%	372
● Black or African American	2.8%	63
● Two or More Races	1.9%	42
● American Indian or Alaska Native	0.2%	5
● Native Hawaiian or Other Pacific Islander	0.2%	5

Occupation Gender Breakdown



	% of Jobs	Jobs
● Males	34.5%	770
● Females	65.5%	1,464

National Educational Attainment



	% of Jobs
● High school diploma or equivalent	3.0%
● Some college, no degree	5.5%
● Associate's degree	8.0%
● Bachelor's degree	57.1%
● Master's degree	23.4%
● Doctoral or professional degree	3.0%

Occupational Programs



4 Programs

Of the programs that can train for this job, 4 have produced completions in the last 5 years.



1,459 Completions (2021)

The completions from all regional institutions for all degree types.



246 Openings (2021)

The average number of openings for an occupation in the region is 74.

CIP Code	Top Programs	Completions (2021)
52.0201	Business Administration and Management, General	1,336
52.0302	Accounting Technology/Technician and Bookkeeping	89
52.0301	Accounting	23
52.1601	Taxation	11

Top Schools	Completions (2021)
California Polytechnic State University-San Luis Obispo	836
Cuesta College	242
Allan Hancock College	195
Santa Barbara City College	127
Laurus College	43
Antioch University-Santa Barbara	12
Santa Barbara Business College-Santa Maria	4

Appendix A

Accountants and Auditors (SOC 13-2011):

Examine, analyze, and interpret accounting records to prepare financial statements, give advice, or audit and evaluate statements prepared by others. Install or advise on systems of recording costs or other financial and budgetary data. Excludes Tax Examiners and Collectors, and Revenue Agents (13-2081).

Sample of Reported Job Titles:

- Cost Accountant
- Accountant
- Internal Auditor
- Financial Auditor
- Certified Public Accountant (CPA)
- Auditor
- Revenue Tax Specialist
- General Accountant
- Audit Partner
- Accounting Officer

Related O*NET Occupation:

Accountants and Auditors (13-2011.00)