

Completion Phase

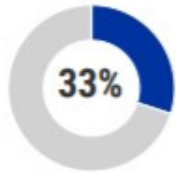
Complete course of study through earning a credential with labor market value

Completion Data

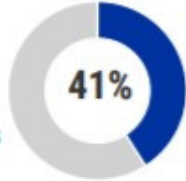


Among all applicants who indicated an intent to enroll in the selected year, the percent who enrolled in a community college. Student Success Metric 2018-2019

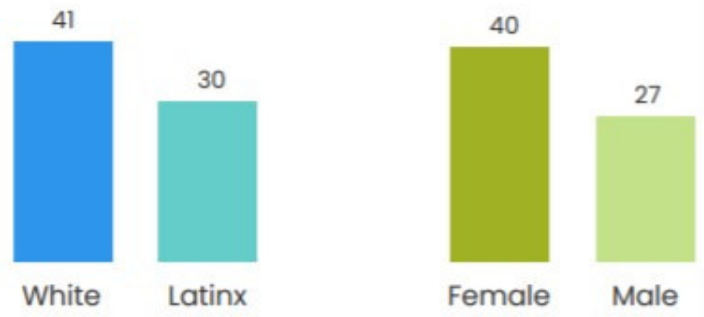
3-year
IPEDS Graduation Rates
for first-time and certificate students



4-year
IPEDS Graduation Rates
for first-time and certificate students



Ethnicity and Gender differences in graduation rate



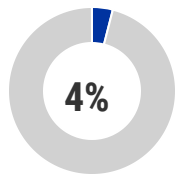
Disproportionate Impact in graduation rates for Latinx and Male students.

AHC Cohort Analysis

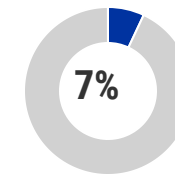
Graduation Rates

Fall 2016 cohort,
degree/transfer seeking students

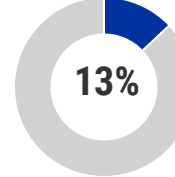
2-year



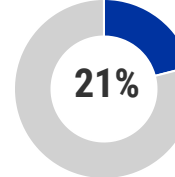
2-year
FULL-TIME



3-year



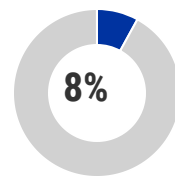
3-year
FULL-TIME



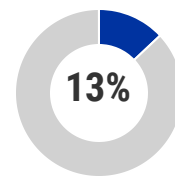
Transfer Rates

Fall 2016 cohort,
degree/transfer seeking students

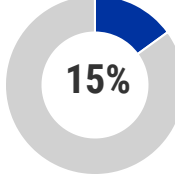
2-year




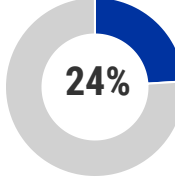
2-year
FULL-TIME



3-year



3-year
FULL-TIME



Disproportionate impact for Latinx students for unit completion, degree attainment after two years and transfer.

Degrees and Certificates

AA/AS Awards

1,302 ▲

Trend:
Moderate Growth

Certificates

1,134 ▲

Trend:
Moderate Growth

Time to Degree



Among recent high school graduates:

Median time to degree

4.8 years

Median time to degree for ADT
earners

3.8 years

Transfer students who don't
earn a degree

40%



Students who earn a degree and transfer are delayed when transferring.